



SLEEVINGS,  
TUBES & PROFILES





Since 1983, PLASTUB has acquired expertise in the manufacture of sleeves, tubes, bundled tubing and profiles in flexible plastics, silicone elastomers and other special materials.

PLASTUB proposes a wide range of high-performance products covering a vast array of applications in highly diverse industries, such as household appliances, cabling, paramedical, agriculture, cars and industrial vehicles, petrochemicals, cosmetics, pharmaceuticals, railway construction, chemistry, electromechanics, electro-thermal engineering etc. Varnished, impregnated and treated braided insulating sleeves, fire-retardant sleeves and diverse industrial braids extend the range even further.



PLASTUB is part of the OMERIN Group.



[www.plastub.fr](http://www.plastub.fr)



### Men and women at your service



The technical expertise of our teams is at your disposal, providing responses and solutions to all your requirements.

Our Methods, Quality and Research and Development Departments work permanently together with the aim of constantly improving our products and processes.

All our staff subscribe to this approach with their involvement and constant self-checking at all stages of production.

This catalogue is the result of the passionate endeavours of an entire team, who have displayed great talent in writing it for you. It is designed to be a simple and concise working tool for you, serving as a reference document that is able to meet the majority of your needs.

For further information about our products and their applications, project designs or non-binding quotations, simply contact our sales department at +33 (0)473 824 436 or by e-mail to [plastub@omerin.com](mailto:plastub@omerin.com)



Zone Industrielle 63600 AMBERT - France  
Tel. + 33 (0)4 73 82 44 36  
e-mail: [plastub@omerin.com](mailto:plastub@omerin.com)

[www.plastub.fr](http://www.plastub.fr)

# Plastub



## Technical expertise

All our products are designed and developed in our engineering office and lab, through the technical expertise of our engineers.

We use test equipment to validate the physical, chemical, mechanical, electrical and fire-retardant behaviours of the sleeves, tubes and profiles that we manufacture.

Our products are subject to a vast array of tests to guarantee a high level of quality and satisfy the most stringent standards.



ISO 9001: 2015

BUREAU VERITAS  
Certification





**ALL THE TRADEMARKS LISTED BELOW ARE  
TRADEMARKS REGISTERED OR USED  
BY PLASTUB S.A.S.**

<b>PLASTUB®</b>	Thermoplastic extruded sleeveings and tubes
<b>ELASTUB®</b>	Special polymer extruded sleeveings and tubes
<b>SILITUBE®</b>	Silicone elastomer extruded sleeveings and tubes, with or without reinforcing braid
<b>STARFLEX®</b>	Thermoplastic or special polymer extruded tubes with textile, galvanised or stainless steel reinforcing braid.
<b>TUBOL®</b>	Copper, aluminium, thermoplastic or special polymer tubes, with thermoplastic sheaths, with or without reinforcing braid, for compressed air delivery.
<b>BITUBE®</b>	Two parallel tubes assembled with outer sheath for compressed air delivery.
<b>MULTITUBE®</b>	Assembly and outer sheath of tube-rods for compressed air delivery.
<b>MULTI-VX®</b>	Specific assembly concept and design of different tube, electrical cable elements etc.
<b>SILIGAIN®</b>	Braided fibreglass or textile thread sleeveings, with or without coating.
<b>PLASCORD®</b>	Thermoplastic or special polymer extruded rods and cords.
<b>PLASFORM®</b>	Thermoplastic or special polymer extruded profiles.
<b>SILFORM®</b>	Silicone elastomer extruded rods and profiles.



Zone Industrielle 63600 AMBERT - France  
Tel. + 33 (0)4 73 82 44 36  
e-mail: [plastub@omerin.com](mailto:plastub@omerin.com)

[www.plastub.fr](http://www.plastub.fr)

# CONTENTS

## TUBES

8

### Thermoplastic extruded tubes

• PLASTUB® PVC120	10
• PLASTUB® PVC21	11
• PLASTUB® PVC22	12
• PLASTUB® PVC23	13
• PLASTUB® PVC24	14
• PLASTUB® PVC29	15
• PLASTUB® PVC33	16
• PLASTUB® PVC42	17
• PLASTUB® PVC29 BUL	18
• PLASTUB® CPU	19
• PLASTUB® PU98	20
• PLASTUB® PA	21
• PLASTUB® PA ATEX	22
• PLASTUB® PAR	23
• PLASTUB® PEBD	24
• PLASTUB® PEHD	25

### Special polymer extruded tubes

• ELASTUB® STA55	26
• ELASTUB® STA64	27
• ELASTUB® ST73	28
• ELASTUB® ST87	29
• ELASTUB® GTS	30
• ELASTUB® PTFE	31
• ELASTUB® PFA	32
• ELASTUB® FEP	33

### Silicone elastomer extruded tubes

• SILITUBE® SI50	34
• SILITUBE® SI60	35
• SILITUBE® SI70	36
• SILITUBE® SI80	37
• SILITUBE® SITEC	38
• SILITUBE® SI270	39

## REINFORCED TUBES

40

### Silicone elastomer extruded tubes, with reinforcing braid

• SILITUBE® SI70TPCC	42
• SILITUBE® SITST	43
• SILITUBE® SITIA	44
• SILITUBE® SITIG	45

### Thermoplastic or special polymer extruded tubes with reinforcing braid

• STARFLEX® NG	46
• STARFLEX® EI	47
• STARFLEX® NPN	48
• STARFLEX® PEXI	49
• STARFLEX® PTFEI	50

### Thermoplastic or special polymer extruded tubes with reinforcing braid and sheath

• TUBOL® STGP	51
• TUBOL® STIP	52
• TUBOL® NGP	53
• TUBOL® NIP	54
• TUBOL® PVC P	55

### Thermoplastic or special polymer extruded tubes with reinforcing sheath

• TUBOL® PAP	56
• TUBOL® PA ATEX	57
• TUBOL® PEP	58
• TUBOL® PTFEP	59

### Copper tubes with reinforcing sheath

• TUBOL® CRP	60
• BITUBE® CRP	61

### Formed aluminium foil tubes with reinforcing sheath

• TUBOL® ALU	62
• BITUBE® ALU	63

## MULTI-TUBES

64

### Thermoplastic extruded bi-tubes

• BITUBE® PAP	66
• BITUBE® PAP ROND	67
• BITUBE® PAR	68
• BITUBE® PEP	69
• BITUBE® PTFEP	70
• BITUBE® PA + Cable	71

### Standard multi-tubes

• MULTITUBE® STD	72-73
------------------	-------

### Special multi-tubes

• MULTI-VX® (hybrid assembly)	74-75
----------------------------------	-------

## SLEEVINGS 76

### Thermoplastic extruded sleeveings

- PLASTUB® GS 78
- PLASTUB® GR 79
- PLASTUB® GHT 80
- PLASTUB® GHTC 81
- PLASTUB® GTHT 82

### Special polymer extruded sleeveings

- ELASTUB® GST73 83
- ELASTUB® GSTI70 84
- ELASTUB® THERMO POX 85

### Silicone elastomer extruded sleeveings

- SILITUBE® GSI 86
- SILITUBE® GSI811 87

### Fibreglass braided sleeveings with silicone coating

- SILIGAINÉ® 15C3 88
- SILITUBE® X 89

### Monofilament braided sleeveings, uncoated

- SILIGAINÉ® TN 90

### Stainless steel wire braided sleeveings

- METALTRESSE® 91

## RODS, CORDS & PROFILES 92

### Thermoplastic extruded rods & cords

- PLASCORD® PVC23 94
- PLASCORD® PVC33 95
- PLASCORD® PEBD 96
- PLASCORD® PEHD 97
- PLASCORD® PVC33 reinforced 98

### Silicone elastomer extruded rods and cords

- SILFORM® JONC SI70 99

## Extruded profiles

- Presentation 100
- Square/rectangular profiles 101
- Ornamental profiles 101
- Bi-tube profiles 101
- U-shape profiles 102
- Piping profiles 102
- Flat strip profiles 103
- Miscellaneous profiles 103

## SUPPLEMENTARY RANGE 104

### Coverings

- Presentation 106
- Thermal protection 106
- Aesthetic finish 106
- Identification 107
- Mechanical protection 107
- Dielectric protection 107
- Chemical protection 107

### Braidings

- Presentation 108
- Thermal protection 108
- Shielding 108
- Mechanical reinforcement 108
- Identification 108

### Packaging 109

### Supply and fitting of unions, sockets 110

### Tools and accessories 111

## TECHNICAL FORM 112

- Formulas and equivalences 114
- Tolerances 115-118
- Chemical compatibility table 119-121

## PLASTUB GENERAL TERMS AND CONDITIONS OF SALE 122




Zone Industrielle 63600 AMBERT - France  
Tel. + 33 (0)4 73 82 44 36  
e-mail: [plastub@omerin.com](mailto:plastub@omerin.com)

[www.plastub.fr](http://www.plastub.fr)

# TUBES







### Thermoplastic extruded tubes

• PLASTUB® PVC120	10
• PLASTUB® PVC21	11
• PLASTUB® PVC22	12
• PLASTUB® PVC23	13
• PLASTUB® PVC24	14
• PLASTUB® PVC29	15
• PLASTUB® PVC33	16
• PLASTUB® PVC42	17
• PLASTUB® PVC29 BUL	18
• PLASTUB® CPU	19
• PLASTUB® PU98	20
• PLASTUB® PA	21
• PLASTUB® PA ATEX	22
• PLASTUB® PAR	23
• PLASTUB® PEBD	24
• PLASTUB® PEHD	25

### Special polymer extruded tubes

• ELASTUB® STA55	26
• ELASTUB® STA64	27
• ELASTUB® ST73	28
• ELASTUB® ST87	29
• ELASTUB® GTS	30
• ELASTUB® PTFE	31
• ELASTUB® PFA	32
• ELASTUB® FEP	33

### Silicone elastomer extruded tubes

• SILITUBE® SI50	34
• SILITUBE® SI60	35
• SILITUBE® SI70	36
• SILITUBE® SI80	37
• SILITUBE® SITEC	38
• SILITUBE® SI270	39



Zone Industrielle 63600 AMBERT - France  
Tel. + 33 (0)4 73 82 44 36  
e-mail: [plastub@omerin.com](mailto:plastub@omerin.com)

[www.plastub.fr](http://www.plastub.fr)

**PLASTUB® PVC120**

**PVC tube 55 Shore A  
Food grade translucent**



**Description**

Polyvinyl chloride extruded tube

**Applications**

Unpressurised transport of air, fluids

**Fields**

Various industries, agriculture, laboratories, paramedical, oxygen therapy etc.

**General characteristics**

- Extra flexible, economic, versatile
- Good resistance to acids, bases and detergents
- Recyclable

**Technical data**

- Standard: Material suitable for food contact under certain conditions
- Temperature of use: -30 to +50°C
- Nominal hardness: **55 Shore A** as per ISO R 868
- Nominal density: 1.17 as per ISO 1183
  - Tensile strength: >10 Mpa as per ISO R 527
  - Elongation at break: >360 % as per ISO R 527
  - Standard colour: translucent
- Recommended connection: nipple with lug clamp or band clamp

**Options (contact us)**

- Other diameters
- Other solid colours
  - Cut to lengths
- Other packaging
  - Surface marking
- Additives: Anti-UV, antibacterial etc.
  - Pre-cut rolls
  - Pre-split versions

Nominal internal diameter (mm)	Nominal outside diameter (mm)	Nominal thickness (mm)	Nominal linear weight (g/m)	Standard packaging Roll (m)
2	4	1	11	250
2	6	2	29	250
3	5	1	15	250
3	6	1,5	25	200
4	6	1	18	250
4	7	1,5	30	100
4	8	2	44	100
4	9	2,5	60	100
5	7	1	22	100
5	8	1,5	36	100
5	9	2	51	100
5	10	2,5	69	100
5	15	5	184	25
6	8	1	26	100
6	9	1,5	41	100
6	10	2	59	100
6	12	3	99	50
6	18	6	265	25
7	10	1,5	47	100
7	12	2,5	87	50
7	14	3,5	135	50
8	10	1	33	100
8	11	1,5	52	100
8	12	2	73	100
8	14	3	121	50
8	16	4	176	25
8	20	6	309	25
9	12	1,5	58	50
9	13	2	81	50
9	14	2,5	106	50
9	18	4,5	223	25
10	13	1,5	63	50
10	14	2	88	50
10	17	3,5	174	25
10	18	4	206	25
10	20	5	276	25
10	25	7,5	482	25
11	15	2	96	50
12	16	2	103	50
12	17	2,5	133	50
12	21	4,5	273	25
13	23	5	331	25
14	18	2	118	25
14	23	4,5	306	25
15	20	2,5	161	25
15	21	3	198	25
16	20	2	132	25
16	26	5	386	25
18	24	3	231	25
20	25	2,5	207	25
20	26	3	253	25
21	26	2,5	216	25
22	29	3,5	328	25
27	34	3,5	392	25
36	43	3,5	508	25
40	48	4	647	25
47	55	4	749	25

Standard tolerances: refer to pages 115 to 118.



Zone Industrielle 63600 AMBERT - France  
Tel. + 33 (0)4 73 82 44 36  
e-mail: [plastub@omerin.com](mailto:plastub@omerin.com)

[www.plastub.fr](http://www.plastub.fr)

The information given in this technical data sheet is indicative and subject to change without prior notice. As the conditions of use and the environment in which the product is used cannot be fully covered in our design work, PLASTUB shall not assume liability for any incidents in the event of inappropriate use and/or not carried out according to best practices and applicable standards.

To ensure optimal use of our products, we recommend full tests in real-life situations.

To this end, our sales department is on hand to supply samples and/or to examine the conditions of comprehensive testing in our laboratories.

© Registered trademark of PLASTUB. Drawings and photos are not contractual. Reproduction is prohibited without the prior agreement of PLASTUB.

**PLASTUB® PVC21**

**PVC tube 67 Shore A  
Translucent**



**Description**

Polyvinyl chloride extruded tube

**Applications**

Unpressurised transport of air, fluids

**Fields**

Various industries, agriculture, laboratories, oxygen therapy etc.

**General characteristics**

- Extra flexible, economic, versatile
  - Good resistance to acids, bases and detergents
  - Recyclable
  - Phtalate-free

**Technical data**

- Temperature of use: -30 to +50°C
- Nominal hardness: **67 Shore A** as per ISO R 868
- Nominal density: 1.20 as per ISO 1183
  - Tensile strength: >12 Mpa as per ISO R 527
  - Elongation at break: >250 % as per ISO R 527
  - Standard colour: translucent
- Recommended connection: nipple with lug clamp or band clamp

**Options (contact us)**

- Other diameters
- Other solid colours
  - Cut to lengths
  - Other packaging
  - Surface marking
- Additives: Anti-UV, antibacterial etc.
  - Pre-cut rolls
  - Pre-split versions

Nominal internal diameter (mm)	Nominal outside diameter (mm)	Nominal thickness (mm)	Nominal linear weight (g/m)	Standard packaging Roll (m)
2	4	1	11	250
2	6	2	30	250
3	5	1	15	250
3	6	1,5	25	200
4	6	1	19	250
4	7	1,5	31	100
4	8	2	45	100
4	9	2,5	61	100
5	7	1	23	100
5	8	1,5	37	100
5	9	2	53	100
5	10	2,5	71	100
5	15	5	188	25
6	8	1	26	100
6	9	1,5	42	100
6	10	2	60	100
6	12	3	102	50
6	18	6	271	25
7	10	1,5	48	100
8	10	1	34	100
8	11	1,5	54	100
8	12	2	75	100
8	14	3	124	50
8	16	4	181	25
8	20	6	317	25
9	12	1,5	59	50
9	13	2	83	50
9	14	2,5	108	50
9	18	4,5	229	25
10	13	1,5	65	50
10	14	2	90	50
10	17	3,5	178	25
10	18	4	211	25
10	20	5	283	25
10	25	7,5	495	25
11	15	2	98	50
12	16	2	106	50
12	17	2,5	137	50
12	21	4,5	280	25
13	23	5	339	25
14	18	2	121	25
14	23	4,5	314	25
15	20	2,5	165	25
15	21	3	203	25
16	20	2	136	25
16	26	5	396	25
18	24	3	237	25
20	25	2,5	212	25
20	26	3	260	25
21	26	2,5	221	25
22	29	3,5	336	25
27	34	3,5	402	25
36	43	3,5	521	25
40	48	4	663	25
47	55	4	769	25

Standard tolerances: refer to pages 115 to 118.



Zone Industrielle 63600 AMBERT - France

Tel. + 33 (0)4 73 82 44 36

e-mail: [plastub@omerin.com](mailto:plastub@omerin.com)

[www.plastub.fr](http://www.plastub.fr)

The information given in this technical data sheet is indicative and subject to change without prior notice. As the conditions of use and the environment in which the product is used cannot be fully covered in our design work, PLASTUB shall not assume liability for any incidents in the event of inappropriate use and/or not carried out according to best practices and applicable standards.

To ensure optimal use of our products, we recommend full tests in real-life situations.

To this end, our sales department is on hand to supply samples and/or to examine the conditions of comprehensive testing in our laboratories.

© Registered trademark of PLASTUB. Drawings and photos are not contractual. Reproduction is prohibited without the prior agreement of PLASTUB.

**PLASTUB® PVC22**

**PVC tube 72 Shore A  
Food grade translucent**



**Description**

Polyvinyl chloride extruded tube

**Applications**

Unpressurised transport of air, fluids

**Fields**

Various industries, agriculture, laboratories, paramedical, oxygen therapy etc.

**General characteristics**

- Flexible, economic, versatile
- Good resistance to acids, bases and detergents
- Recyclable
- Phtalate-free

**Technical data**

- Standard: Material suitable for food contact under certain conditions
- Temperature of use: -30 to +50°C
- Nominal hardness: **72 Shore A** as per ISO R 868
- Nominal density: 1.22 as per ISO 1183
  - Tensile strength: >13 Mpa as per ISO R 527
  - Elongation at break: >270 % as per ISO R 527
- Standard colour: translucent
- Recommended connection: nipple with lug clamp or band clamp

**Options (contact us)**

- Other diameters
- Other solid colours
  - Cut to lengths
  - Other packaging
  - Surface marking
- Additives: Anti-UV, antibacterial etc.
  - Pre-cut rolls
  - Pre-split versions

Nominal internal diameter (mm)	Nominal outside diameter (mm)	Nominal thickness (mm)	Nominal linear weight (g/m)	Standard packaging Roll (m)
2	4	1	11	250
2	6	2	31	250
3	5	1	15	250
3	6	1,5	26	200
4	6	1	19	250
4	7	1,5	32	100
4	8	2	46	100
4	9	2,5	62	100
5	7	1	23	100
5	8	1,5	37	100
5	9	2	54	100
5	10	2,5	72	100
5	15	5	192	25
6	8	1	27	100
6	9	1,5	43	100
6	10	2	61	100
6	12	3	103	50
6	18	6	276	25
7	10	1,5	49	100
7	12	2,5	91	50
7	14	3,5	141	50
8	10	1	34	100
8	12	2	77	100
8	14	3	126	50
8	16	4	184	25
8	20	6	322	25
9	12	1,5	60	50
9	13	2	84	50
9	14	2,5	110	50
9	18	4,5	233	25
10	13	1,5	66	50
10	14	2	92	50
10	17	3,5	181	25
10	18	4	215	25
10	20	5	287	25
10	25	7,5	503	25
11	15	2	100	50
12	16	2	107	50
12	17	2,5	139	50
12	21	4,5	284	25
13	23	5	345	25
14	18	2	123	25
14	23	4,5	319	25
15	20	2,5	168	25
15	21	3	207	25
16	20	2	138	25
16	26	5	402	25
18	24	3	241	25
20	25	2,5	215	25
20	26	3	264	25
21	26	2,5	225	25
22	29	3,5	342	25
27	34	3,5	409	25
36	43	3,5	530	25
40	48	4	674	25
47	55	4	781	25

Standard tolerances: refer to pages 115 to 118.



Zone Industrielle 63600 AMBERT - France  
Tel. + 33 (0)4 73 82 44 36  
e-mail: [plastub@omerin.com](mailto:plastub@omerin.com)

[www.plastub.fr](http://www.plastub.fr)

The information given in this technical data sheet is indicative and subject to change without prior notice. As the conditions of use and the environment in which the product is used cannot be fully covered in our design work, PLASTUB shall not assume liability for any incidents in the event of inappropriate use and/or not carried out according to best practices and applicable standards.

To ensure optimal use of our products, we recommend full tests in real-life situations.

To this end, our sales department is on hand to supply samples and/or to examine the conditions of comprehensive testing in our laboratories.

© Registered trademark of PLASTUB. Drawings and photos are not contractual. Reproduction is prohibited without the prior agreement of PLASTUB.

## PLASTUB® PVC23

PVC tube 79 Shore A  
Food grade crystal



### Description

Polyvinyl chloride extruded tube

### Applications

Unpressurised transport of air, fluids

### Fields

Various industries, agriculture, laboratories, aquariums etc.

### General characteristics

- Flexible, economic, versatile
- Wide range of colours
- Good resistance to acids, bases and detergents
  - Recyclable
  - Phthalate-free

### Technical data

- Tube approved for food contact as per the specifications of standard NF EN 1186 as well as European regulations 1935/2004 and 10/2011.
    - Temperature of use: -30 to +50°C
    - Nominal hardness: **79 Shore A** as per ISO R 868
  - Nominal density: 1.24 as per ISO 1183
    - Tensile strength: >17 Mpa as per ISO R 527
    - Elongation at break: >280 % as per ISO R 527
    - Standard colour: crystal
  - Recommended connection: nipple with lug clamp or band clamp
- ### Options (contact us)
- Other diameters
  - Other solid colours
    - Cut to lengths
  - Other packaging
    - Surface marking
  - Additives: Anti-UV, antibacterial etc.
    - Pre-cut rolls
    - Pre-split versions
    - Braided versions

Nominal internal diameter (mm)	Nominal outside diameter (mm)	Nominal thickness (mm)	Nominal linear weight (g/m)	Standard packaging Roll (m)
2	4	1	12	250
2	6	2	31	250
3	5	1	16	250
3	6	1,5	26	200
4	6	1	19	250
4	7	1,5	32	100
4	8	2	47	100
4	9	2,5	63	100
5	7	1	23	100
5	8	1,5	38	100
5	9	2	55	100
5	10	2,5	73	100
5	15	5	195	25
6	8	1	27	100
6	9	1,5	44	100
6	10	2	62	100
6	12	3	105	50
6	18	6	280	25
7	10	1,5	50	100
7	12	2,5	92	50
7	14	3,5	143	50
8	11	1,5	55	100
8	12	2	78	100
8	14	3	128	50
8	16	4	187	25
8	20	6	327	25
9	12	1,5	61	50
9	13	2	86	50
9	14	2,5	112	50
9	18	4,5	237	25
10	13	1,5	67	50
10	14	2	93	50
10	17	3,5	184	25
10	18	4	218	25
10	20	5	292	25
10	25	7,5	511	25
11	15	2	101	50
12	16	2	109	50
12	17	2,5	141	50
12	21	4,5	289	25
13	23	5	350	25
14	18	2	125	25
14	23	4,5	324	25
15	20	2,5	170	25
15	21	3	210	25
16	20	2	140	25
16	26	5	409	25
18	24	3	245	25
20	25	2,5	219	25
20	26	3	269	25
21	26	2,5	229	25
22	29	3,5	348	25
27	34	3,5	416	25
36	43	3,5	538	25
40	48	4	685	25
47	55	4	794	25

Standard tolerances: refer to pages 115 to 118.



Zone Industrielle 63600 AMBERT - France  
Tel. + 33 (0)4 73 82 44 36  
e-mail: [plastub@omerin.com](mailto:plastub@omerin.com)

[www.plastub.fr](http://www.plastub.fr)

The information given in this technical data sheet is indicative and subject to change without prior notice. As the conditions of use and the environment in which the product is used cannot be fully covered in our design work, PLASTUB shall not assume liability for any incidents in the event of inappropriate use and/or not carried out according to best practices and applicable standards.

To ensure optimal use of our products, we recommend full tests in real-life situations.

To this end, our sales department is on hand to supply samples and/or to examine the conditions of comprehensive testing in our laboratories.

© Registered trademark of PLASTUB. Drawings and photos are not contractual. Reproduction is prohibited without the prior agreement of PLASTUB.

## PLASTUB® PVC24

PVC tube 84 Shore A  
Crystal



### Description

Polyvinyl chloride extruded tube

### Applications

Unpressurised transport of air, fluids

### Fields

Various industries, agriculture, laboratories, aquariums etc.

### General characteristics

- Flexible, economic, versatile
- Wide range of colours
- Good resistance to acids, bases and detergents
- Recyclable
- Phtalate-free

### Technical data

- Temperature of use: -30 to +50°C
- Nominal hardness: **84 Shore A** as per ISO R 868
- Nominal density: 1.25 as per ISO 1183
  - Tensile strength: >17 Mpa as per ISO R 527
  - Elongation at break: >280 % as per ISO R 527
  - Standard colour: crystal
  - Recommended connection: nipple with lug clamp or band clamp

### Options (contact us)

- Other diameters
- Other solid colours
- Cut to lengths
- Other packaging
- Surface marking
- Additives: Anti-UV, antibacterial etc.
  - Pre-cut rolls
  - Pre-split versions
  - Braided versions

Nominal internal diameter (mm)	Nominal outside diameter (mm)	Nominal thickness (mm)	Nominal linear weight (g/m)	Standard packaging Roll (m)
2	4	1	12	250
2	6	2	31	250
3	5	1	16	250
3	6	1,5	26	200
4	6	1	20	250
4	7	1,5	32	100
4	8	2	47	100
4	9	2,5	64	100
5	7	1	24	100
5	8	1,5	38	100
5	9	2	55	100
5	10	2,5	74	100
5	15	5	196	25
6	8	1	27	100
6	9	1,5	44	100
6	10	2	63	100
6	12	3	106	50
6	18	6	283	25
7	10	1,5	50	100
8	10	1	35	100
8	11	1,5	56	100
8	12	2	79	100
8	14	3	130	50
8	16	4	188	25
8	20	6	330	25
9	12	1,5	62	50
9	13	2	86	50
9	14	2,5	113	50
9	18	4,5	238	25
10	13	1,5	68	50
10	14	2	94	50
10	17	3,5	185	25
10	18	4	220	25
10	20	5	294	25
10	25	7,5	515	25
11	15	2	102	50
12	16	2	110	50
12	17	2,5	142	50
12	21	4,5	291	25
13	23	5	353	25
14	18	2	126	25
14	23	4,5	327	25
15	20	2,5	172	25
15	21	3	212	25
16	20	2	141	25
16	26	5	412	25
18	24	3	247	25
20	25	2,5	221	25
20	26	3	271	25
21	26	2,5	231	25
22	29	3,5	350	25
27	34	3,5	419	25
36	43	3,5	543	25
40	48	4	691	25
47	55	4	801	25

Standard tolerances: refer to pages 115 to 118.



Zone Industrielle 63600 AMBERT - France

Tel. + 33 (0)4 73 82 44 36

e-mail: [plastub@omerin.com](mailto:plastub@omerin.com)

[www.plastub.fr](http://www.plastub.fr)

The information given in this technical data sheet is indicative and subject to change without prior notice. As the conditions of use and the environment in which the product is used cannot be fully covered in our design work, PLASTUB shall not assume liability for any incidents in the event of inappropriate use and/or not carried out according to best practices and applicable standards.

To ensure optimal use of our products, we recommend full tests in real-life situations.

To this end, our sales department is on hand to supply samples and/or to examine the conditions of comprehensive testing in our laboratories.

© Registered trademark of PLASTUB. Drawings and photos are not contractual. Reproduction is prohibited without the prior agreement of PLASTUB.

## PLASTUB® PVC29

PVC tube 68 Shore A  
Food grade crystal



### Description

Polyvinyl chloride extruded tube

### Applications

Unpressurised transport of air, fluids

### Fields

Various industries, agriculture,  
laboratories, aquariums etc.

### General characteristics

- Flexible, economic, versatile
- Wide range of colours
- Good resistance to acids,  
bases and detergents
- Recyclable

### Technical data

- Standard: Material suitable for food contact under certain conditions
- Temperature of use: -30 to +50°C
- Nominal hardness: **68 Shore A**  
as per ISO R 868
- Nominal density: 1.20 as per ISO 1183
  - Tensile strength: >17 Mpa  
as per ISO R 527
  - Elongation at break: >280 %  
as per ISO R 527
  - Standard colour: crystal
  - Recommended connection:  
nipple with lug clamp or band clamp

### Options (contact us)

- Other diameters
- Other solid colours
  - Cut to lengths
  - Other packaging
  - Surface marking
- Additives: Anti-UV, antibacterial etc.
  - Pre-cut rolls

Nominal internal diameter (mm)	Nominal outside diameter (mm)	Nominal thickness (mm)	Nominal linear weight (g/m)	Standard packaging Roll (m)
2	4	1	11	250
2	6	2	30	250
3	5	1	15	250
3	6	1,5	25	200
4	6	1	19	250
4	7	1,5	31	100
4	8	2	45	100
4	9	2,5	61	100
5	7	1	23	100
5	8	1,5	37	100
5	9	2	53	100
5	10	2,5	71	100
5	15	5	188	25
6	8	1	26	100
6	9	1,5	42	100
6	10	2	60	100
6	12	3	102	50
6	18	6	271	25
7	10	1,5	48	100
7	12	2,5	89	50
7	14	3,5	138	50
8	10	1	34	100
8	11	1,5	54	100
8	12	2	75	100
8	14	3	124	50
8	16	4	181	25
8	20	6	317	25
9	12	1,5	59	50
9	13	2	89	50
9	14	2,5	108	50
9	18	4,5	229	25
10	13	1,5	65	50
10	14	2	90	50
10	17	3,5	178	25
10	18	4	211	25
10	20	5	283	25
10	25	7,5	495	25
11	15	2	98	50
12	16	2	106	50
12	17	2,5	137	50
12	21	4,5	280	25
13	23	5	339	25
14	18	2	121	25
14	23	4,5	314	25
15	20	2,5	165	25
15	21	3	203	25
16	20	2	136	25
16	26	5	396	25
18	24	3	237	25
20	25	2,5	212	25
20	26	3	260	25
21	26	2,5	221	25
22	29	3,5	336	25
27	34	3,5	402	25
36	43	3,5	521	25
40	48	4	663	25
47	55	4	769	25

Standard tolerances: refer to pages 115 to 118.



Zone Industrielle 63600 AMBERT - France

Tel. + 33 (0)4 73 82 44 36

e-mail: [plastub@omerin.com](mailto:plastub@omerin.com)

[www.plastub.fr](http://www.plastub.fr)

The information given in this technical data sheet is indicative and subject to change without prior notice. As the conditions of use and the environment in which the product is used cannot be fully covered in our design work, PLASTUB shall not assume liability for any incidents in the event of inappropriate use and/or not carried out according to best practices and applicable standards.

To ensure optimal use of our products, we recommend full tests in real-life situations.

To this end, our sales department is on hand to supply samples and/or to examine the conditions of comprehensive testing in our laboratories.

© Registered trademark of PLASTUB. Drawings and photos are not contractual. Reproduction is prohibited without the prior agreement of PLASTUB.

**PLASTUB® PVC33**

**PVC tube 70 Shore A  
Opaque**



**Description**

Polyvinyl chloride extruded tube

**Applications**

Unpressurised transport of fluids  
Disposable media

**Fields**

Miscellaneous industries, irrigation etc.

**General characteristics**

- Economic, good weather resistance
- Recyclable

**Technical data**

- Temperature of use: -30 to +50°C
- Nominal hardness: **70 Shore A**  
as per ISO R 868
- Nominal density: 1.46 as per ISO 1183
  - Tensile strength: >11 Mpa  
as per ISO R 527
  - Elongation at break: >250 %  
as per ISO R 527
  - Standard colour: opaque
- Recommended connection: nipple with lug clamp or band clamp

**Options (contact us)**

- Other diameters
- Other solid colours
  - Cut to lengths
- Other packaging
  - Surface marking
- Additives: Anti-UV, antibacterial etc.
  - Pre-cut rolls

Nominal internal diameter (mm)	Nominal outside diameter (mm)	Nominal thickness (mm)	Nominal linear weight (g/m)	Standard packaging Roll (m)
2	4	1	14	250
2	6	2	37	250
3	5	1	19	250
3	6	1,5	31	200
4	6	1	23	250
4	7	1,5	38	100
4	8	2	55	100
4	9	2,5	75	100
5	7	1	28	100
5	8	1,5	45	100
5	9	2	65	100
5	10	2,5	86	100
5	15	5	230	25
6	8	1	32	100
6	9	1,5	52	100
6	10	2	74	100
6	12	3	124	50
6	18	6	330	25
7	10	1,5	59	100
8	11	1,5	66	100
8	12	2	92	100
8	14	3	151	50
8	16	4	220	25
8	20	6	385	25
9	12	1,5	73	50
9	13	2	101	50
9	14	2,5	132	50
9	18	4,5	277	25
10	13	1,5	80	50
10	14	2	110	50
10	17	3,5	217	25
10	18	4	257	25
10	20	5	344	25
10	25	7,5	602	25
11	15	2	119	50
12	16	2	128	50
12	17	2,5	166	50
12	21	4,5	341	25
13	23	5	413	25
14	18	2	147	25
14	23	4,5	382	25
15	20	2,5	201	25
15	21	3	248	25
16	20	2	165	25
16	26	5	483	25
18	24	3	289	25
20	25	2,5	258	25
20	26	3	317	25
21	26	2,5	270	25
22	29	3,5	410	25
27	34	3,5	490	25
36	43	3,5	634	25
40	48	4	807	25
47	55	4	936	25

Standard tolerances: refer to pages 115 to 118.

**Variant**

PLASTUB® PVC 32  
PVC tube 76 Shore A  
Opaque



Zone Industrielle 63600 AMBERT - France  
Tel. + 33 (0)4 73 82 44 36  
e-mail: [plastub@omerin.com](mailto:plastub@omerin.com)

[www.plastub.fr](http://www.plastub.fr)

The information given in this technical data sheet is indicative and subject to change without prior notice. As the conditions of use and the environment in which the product is used cannot be fully covered in our design work, PLASTUB shall not assume liability for any incidents in the event of inappropriate use and/or not carried out according to best practices and applicable standards.

To ensure optimal use of our products, we recommend full tests in real-life situations.

To this end, our sales department is on hand to supply samples and/or to examine the conditions of comprehensive testing in our laboratories.

© Registered trademark of PLASTUB. Drawings and photos are not contractual. Reproduction is prohibited without the prior agreement of PLASTUB.



## PLASTUB® PVC42

PVC/NBR tube 74 Shore A  
Black



### Description

Polyvinyl chloride and nitrile rubber  
extruded tube

### Applications

Unpressurised transport of air, fluids

### Fields

Unpressurised transfer and backflow  
of certain hydrocarbons

### General characteristics

- Good weather resistance, improved resistance to hydrocarbons
- Recyclable

### Technical data

- Temperature of use: -30 to +50°C
- Nominal hardness: **74 Shore A** as per ISO R 868
- Nominal density: 1.29 as per ISO 1183
  - Tensile strength: >15 Mpa as per ISO R 527
  - Elongation at break: >320 % as per ISO R 527
  - Standard colour: black
- Recommended connection: nipple with lug clamp or band clamp

### Options (contact us)

- Other diameters
- Cut to lengths
- Other packaging
- Surface marking
- Additives: Anti-UV, antibacterial etc.
- Pre-cut rolls

Nominal internal diameter (mm)	Nominal outside diameter (mm)	Nominal thickness (mm)	Nominal linear weight (g/m)	Standard packaging Roll (m)
2	4	1	12	250
2	6	2	32	250
3	5	1	16	250
3	6	1,5	27	200
4	6	1	20	250
4	7	1,5	33	100
4	8	2	49	100
4	9	2,5	66	100
5	7	1	24	100
5	8	1,5	39	100
5	9	2	57	100
5	10	2,5	76	100
5	15	5	203	25
6	8	1	28	100
6	9	1,5	46	100
6	10	2	65	100
6	12	3	109	50
6	18	6	292	25
7	10	1,5	52	100
7	12	2,5	96	50
7	14	3,5	149	50
8	10	1	36	100
8	11	1,5	58	100
8	12	2	81	100
8	14	3	134	50
8	16	4	194	25
8	20	6	340	25
9	12	1,5	64	50
9	13	2	89	50
9	14	2,5	116	50
9	18	4,5	246	25
10	13	1,5	70	50
10	14	2	97	50
10	17	3,5	191	25
10	18	4	227	25
10	20	5	304	25
10	25	7,5	532	25
11	15	2	105	50
12	16	2	113	50
12	17	2,5	147	50
12	21	4,5	301	25
13	23	5	365	25
14	18	2	130	25
14	23	4,5	337	25
15	20	2,5	177	25
15	21	3	219	25
16	20	2	146	25
16	26	5	425	25
18	24	3	255	25
20	25	2,5	228	25
20	26	3	279	25
21	26	2,5	238	25
22	29	3,5	362	25
27	34	3,5	432	25
36	43	3,5	560	25
40	48	4	713	25
47	55	4	826	25

Standard tolerances: refer to pages 115 to 118.



Zone Industrielle 63600 AMBERT - France

Tel. + 33 (0)4 73 82 44 36

e-mail: [plastub@omerin.com](mailto:plastub@omerin.com)

[www.plastub.fr](http://www.plastub.fr)

The information given in this technical data sheet is indicative and subject to change without prior notice. As the conditions of use and the environment in which the product is used cannot be fully covered in our design work, PLASTUB shall not assume liability for any incidents in the event of inappropriate use and/or not carried out according to best practices and applicable standards.

To ensure optimal use of our products, we recommend full tests in real-life situations.

To this end, our sales department is on hand to supply samples and/or to examine the conditions of comprehensive testing in our laboratories.

© Registered trademark of PLASTUB. Drawings and photos are not contractual. Reproduction is prohibited without the prior agreement of PLASTUB.

## PLASTUB® PVC29 BUL

PVC bulb tube  
68 Shore A  
Food grade crystal



### Description

Polyvinyl chloride extruded bulb tube with variable diameter

### Applications

Unpressurised transport of air, fluids

### Fields

Oxygen therapy, laboratory

### General characteristics

- Flexible, economic, versatile
- Used to connect two elements with different cross sections
- Good resistance to acids, bases and detergents
- Recyclable

### Technical data

- Standard: Material suitable for food contact under certain conditions
  - Standard interval: 1 m
- Temperature of use: -30°C to +50°C
  - Nominal hardness: **68 Shore A** as per ISO R 868
- Nominal density: 1.20 as per ISO 1183
  - Tensile strength: >17 Mpa as per ISO R 527
  - Elongation at break: >280 % as per ISO R 527
  - Standard colour: crystal
  - Recommended connection: nipple with lug clamp or band clamp

### Options (contact us)

- Other diameters
- Other solid colours
- Other packaging
- Surface marking
- Additives: Anti-UV, antibacterial etc.

Tube Nominal internal diameter x nominal outside diameter (mm)	Bulb Nominal internal diameter x nominal outside diameter (mm)	Nominal thickness  (mm)	Nominal linear weight  (g/m)	Standard packaging Roll  (m)
3 x 5	6 x 10.5	1	42	50
4 x 5	10 x 12.5	0,5	31	50
4 x 6	8 x 11	1	36	50
4 x 7	7 x 12	1,5	56	50
5 x 7.5	8 x 12	1,75	52	50
5.5 x 8	8 x 11.5	1,75	48	50
7 x 9	9 x 11.5	1	39	50
7 x 10	10 x 15	1,5	83	50

Standard tolerances: refer to pages 115 to 118.

### Variant

PLASTUB® 24 BUL  
PVC bulb tube 84 Shore A  
Food grade crystal



Zone Industrielle 63600 AMBERT - France  
Tel. + 33 (0)4 73 82 44 36  
e-mail: [plastub@omerin.com](mailto:plastub@omerin.com)

[www.plastub.fr](http://www.plastub.fr)

The information given in this technical data sheet is indicative and subject to change without prior notice. As the conditions of use and the environment in which the product is used cannot be fully covered in our design work, PLASTUB shall not assume liability for any incidents in the event of inappropriate use and/or not carried out according to best practices and applicable standards.

To ensure optimal use of our products, we recommend full tests in real-life situations.

To this end, our sales department is on hand to supply samples and/or to examine the conditions of comprehensive testing in our laboratories.

© Registered trademark of PLASTUB. Drawings and photos are not contractual. Reproduction is prohibited without the prior agreement of PLASTUB.

## PLASTUB® CPU

CPU tube 55 Shore D / 80°C  
Blue



### Description

Polyurethane copolymer extruded and calibrated tube

### Applications

Pressurised transport of compressed air, gas, lubricant

### Fields

Maintenance, control, process, instrumentation

### General characteristics

- Calibrated tube
- Alternative to PA and PU
  - Small bending radius
  - Good UV resistance
- Good hydrocarbon resistance

### Technical data

- Temperature of use: -40 to +80°C
- Nominal hardness: **55 Shore D**
  - Nominal density: 1,15
  - Standard colour: blue
- Peak temperature: +100°C
- Recommended connection: quick-fit connector

### Options (contact us)

- Other diameters
- Other solid colours
  - Cut to lengths
- Other packaging
- Sheathed versions

Nominal internal diameter (mm)	Nominal outside diameter (mm)	Bending radius* (mm)	Operating pressure* (bar)	Burst pressure* (bar)	Nominal linear weight (g/m)	Standard packaging	
						Roll (m)	Drum (m)
2,5	4	10	22	65	9	100	500
4	6	15	19	57	18	100	500
6	8	25	16	47	25	100	500
8	10	35	12	36	33	100	500
9	12	45	13	40	57	100	-

Coefficient applicable to operating temperature according to the temperature

-40°C	+20°C	+30°C	+50°C	+60°C	+80°C
100%	100%	83%	62%	55%	50%

Standard tolerances: refer to pages 115 to 118.

\*Values provided for information purposes for an ambient temperature of 23°C.



Zone Industrielle 63600 AMBERT - France

Tel. + 33 (0)4 73 82 44 36

e-mail: [plastub@omerin.com](mailto:plastub@omerin.com)

[www.plastub.fr](http://www.plastub.fr)

The information given in this technical data sheet is indicative and subject to change without prior notice. As the conditions of use and the environment in which the product is used cannot be fully covered in our design work, PLASTUB shall not assume liability for any incidents in the event of inappropriate use and/or not carried out according to best practices and applicable standards.

To ensure optimal use of our products, we recommend full tests in real-life situations.

To this end, our sales department is on hand to supply samples and/or to examine the conditions of comprehensive testing in our laboratories.

© Registered trademark of PLASTUB. Drawings and photos are not contractual. Reproduction is prohibited without the prior agreement of PLASTUB.

**PLASTUB® PU98**

PU tube 98 Shore A / 60°C  
Translucent



**Description**

Polyester-base polyurethane extruded and calibrated tube

**Applications**

Pressurised transport of compressed air, gas, lubricant

**Fields**

Maintenance, control, process, instrumentation

**General characteristics**

- Good resistance to abrasion.
  - Calibrated tube
- Small bending radius
- Good UV resistance
- Good hydrocarbon resistance

**Technical data**

- Temperature of use: **-30°C to +60°C**
- Nominal hardness: **98 Shore A** as per DIN 53505
- Nominal density: 1.22 as per DIN 53479
  - Tensile strength: >50 Mpa as per DIN 53504 S2
  - Elongation at break: >550 % as per DIN 53504
- Standard colour: translucent
  - Peak temperature: **+80°C**
- Recommended connection: quick-fit connector

**Options (contact us)**

- Other diameters
- Other solid colours
  - Cut to lengths
- Other packaging
- Sheathed versions

Nominal internal diameter (mm)	Nominal outside diameter (mm)	Bending radius* (mm)	Operating pressure* (bar)	Burst pressure* (bar)	Nominal linear weight (g/m)	Standard packaging	
						Roll (m)	Drum (m)
2,5	4	15	11	35	9	100	500
4	6	25	10	30	19	100	500
5,5	8	40	8	26	32	100	500
7	10	40	8	30	49	100	500
8	12	55	7	22	77	100	500

Coefficient applicable to operating temperature according to the temperature

-40°C	+20°C	+30°C	+50°C	+60°C
100%	100%	83%	64%	47%

Standard tolerances: refer to pages 115 to 118.

\*Values provided for information purposes for an ambient temperature of 23°C.

**Variant**

PLASTUB® PU98 bonded  
2 tubes PU 98 Shore A  
Blue and black bonded

PLASTUB® PU95  
PU tube 95 Shore A / 60°C  
Crystal (polyether base)

PLASTUB® PU94  
PU tube 94 Shore A / 60°C  
Translucent (polyester base)

PLASTUB® PUI  
PU tube 87 Shore A / 60°C  
Opaque fire-retardant (polyether base)



Zone Industrielle 63600 AMBERT - France  
Tel. + 33 (0)4 73 82 44 36  
e-mail: [plastub@omerin.com](mailto:plastub@omerin.com)

[www.plastub.fr](http://www.plastub.fr)

The information given in this technical data sheet is indicative and subject to change without prior notice. As the conditions of use and the environment in which the product is used cannot be fully covered in our design work, PLASTUB shall not assume liability for any incidents in the event of inappropriate use and/or not carried out according to best practices and applicable standards.

To ensure optimal use of our products, we recommend full tests in real-life situations.

To this end, our sales department is on hand to supply samples and/or to examine the conditions of comprehensive testing in our laboratories.

© Registered trademark of PLASTUB. Drawings and photos are not contractual. Reproduction is prohibited without the prior agreement of PLASTUB.

## PLASTUB® PA

PA tube 62 Shore D / 100°C  
Translucent



### Description

Polyamide extruded and calibrated tube

### Applications

Pressurised transport of compressed air, lubricant

### Fields

Maintenance, control, process, instrumentation

### General characteristics

- Calibrated tube
- Good impact resistance
- Good alternate bending strength.
- Good UV resistance
- Good hydrocarbon resistance

### Technical data

- Standard: Tube approved as per DIN 74324-1 and DIN 73378
- Temperature of use: **-40 to +100°C**
- Nominal hardness: **62 Shore D** as per ISO R 868
- Nominal density: 1.02 as per ISO 1183
- Tensile strength: >20 Mpa as per ISO R 527
- Elongation at break: >200 % as per ISO R 527
- Standard colour: translucent
- Peak temperature: **+120°C**
- Recommended connection: quick-fit connector

### Options (contact us)

- Other diameters
- Other solid colours
- Cut to lengths
- Other packaging
- Sheathed versions
- Braided versions

Nominal internal diameter (mm)	Nominal outside diameter (mm)	Bending radius* (mm)	Operating pressure* (bar)	Burst pressure* (bar)	Nominal linear weight (g/m)	Standard packaging	
						Roll (m)	Drum (m)
2,7	4	25	23	77	7	-	2 080
4	6	30	27	80	16	-	1 040
6	8	40	19	58	23	-	520
8	10	60	15	53	29	-	520
10	12	85	13	44	36	100	-
12	14	86	11	37	43	100	-
14	18	115	17	50	105	100	-
16	20	130	15	45	118	100	-

Coefficient applicable to operating temperature according to the temperature

-40°C	+20°C	+30°C	+50°C	+60°C	+80°C	+100°C
100%	100%	87%	64%	57%	50%	40%

Standard tolerances: refer to pages 115 to 118.

\*Values provided for information purposes for an ambient temperature of 23°C.



Zone Industrielle 63600 AMBERT - France

Tel. + 33 (0)4 73 82 44 36

e-mail: [plastub@omerin.com](mailto:plastub@omerin.com)

[www.plastub.fr](http://www.plastub.fr)

The information given in this technical data sheet is indicative and subject to change without prior notice. As the conditions of use and the environment in which the product is used cannot be fully covered in our design work, PLASTUB shall not assume liability for any incidents in the event of inappropriate use and/or not carried out according to best practices and applicable standards.

To ensure optimal use of our products, we recommend full tests in real-life situations.

To this end, our sales department is on hand to supply samples and/or to examine the conditions of comprehensive testing in our laboratories.

© Registered trademark of PLASTUB. Drawings and photos are not contractual. Reproduction is prohibited without the prior agreement of PLASTUB.

## PLASTUB® PA ATEX

PA tube 63 Shore D / 100°C  
Opaque



### Description

Antistatic polyamide  
extruded and calibrated tube

### Applications

Pressurised transport of  
compressed air, lubricant in ATEX environment

### Fields

Maintenance, control, process,  
instrumentation, petrochemicals

### General characteristics

- Calibrated tube
- Antistatic tube
- Good UV resistance
- Good hydrocarbon resistance

### Technical data

- Standard: ATEX Sector II G/D
  - Surface resistivity:  $10^6 \Omega$   
as per IEC 62631
- Temperature of use: **-40 to +100°C**
  - Nominal hardness: **63 Shore D**  
as per ISO R 868
- Nominal density: 1.25 as per ISO 1183
  - Tensile strength: >16 Mpa  
as per ISO R 527
  - Elongation at break: >300 %  
as per ISO R 527
    - Standard colour: opaque
    - Peak temperature: **+120°C**
- Recommended connection: quick-fit  
connector

### Options (contact us)

- Other diameters
- Cut to lengths
- Other packaging
- Sheathed versions

Nominal internal diameter  (mm)	Nominal outside diameter  (mm)	Bending radius*  (mm)	Operating pressure*  (bar)	Burst pressure*  (bar)	Nominal linear weight  (g/m)	Standard packaging	
						Roll  (m)	Drum  (m)
4	6	35	22	67	20	100	500
6	8	40	16	48	28	100	500
8	10	60	12	37	36	100	500

### Coefficient applicable to operating temperature according to the temperature

-40°C	+20°C	+30°C	+50°C	+60°C	+80°C	+100°C
100%	100%	87%	64%	57%	50%	40%

Standard tolerances: refer to pages 115 to 118.

\*Values provided for information purposes for an ambient temperature of 23°C.



Zone Industrielle 63600 AMBERT - France  
Tel. + 33 (0)4 73 82 44 36  
e-mail: [plastub@omerin.com](mailto:plastub@omerin.com)

[www.plastub.fr](http://www.plastub.fr)

The information given in this technical data sheet is indicative and subject to change without prior notice. As the conditions of use and the environment in which the product is used cannot be fully covered in our design work, PLASTUB shall not assume liability for any incidents in the event of inappropriate use and/or not carried out according to best practices and applicable standards.

To ensure optimal use of our products, we recommend full tests in real-life situations.

To this end, our sales department is on hand to supply samples and/or to examine the conditions of comprehensive testing in our laboratories.

© Registered trademark of PLASTUB. Drawings and photos are not contractual. Reproduction is prohibited without the prior agreement of PLASTUB.

## PLASTUB® PAR

PA tube 72 Shore D / 100°C  
Translucent



### Description

Rigid polyamide  
extruded and calibrated tube

### Applications

Pressurised transport of  
compressed air, lubricants  
Spraying, greasing

### Fields

Maintenance, control, process,  
instrumentation

### General characteristics

- Calibrated tube
- Improved resistance to pressure

### Technical data

- Standard: DIN 73378
- Temperature of use: **-40 to +100°C**
- Nominal hardness: **72 Shore D**  
as per ISO R 868
- Nominal density: 1.03  
as per ISO 1183
- Tensile strength: >52 Mpa  
as per ISO R 527
- Elongation at break: >200 %  
as per ISO R 527
- Standard colour: translucent
- Peak temperature: **+120°C**
- Recommended connection: quick-fit  
connector

### Options (contact us)

- Other diameters
- Other solid colours
- Other packaging
- Sheathed versions

Nominal internal diameter (mm)	Nominal outside diameter (mm)	Bending radius* (mm)	Operating pressure* (bar)	Burst pressure* (bar)	Nominal linear weight (g/m)	Standard packaging Roll (m)
3	6	50	89	267	22	100
5	8	70	64	192	32	100

Coefficient applicable to operating temperature according to the temperature

-40°C	+20°C	+30°C	+50°C	+60°C	+80°C	+100°C
100%	100%	81%	50%	40%	34%	28%

Standard tolerances: refer to pages 115 to 118.

\*Values provided for information purposes for an ambient temperature of 23°C.



Zone Industrielle 63600 AMBERT - France

Tel. + 33 (0)4 73 82 44 36

e-mail: [plastub@omerin.com](mailto:plastub@omerin.com)

[www.plastub.fr](http://www.plastub.fr)

The information given in this technical data sheet is indicative and subject to change without prior notice. As the conditions of use and the environment in which the product is used cannot be fully covered in our design work, PLASTUB shall not assume liability for any incidents in the event of inappropriate use and/or not carried out according to best practices and applicable standards.

To ensure optimal use of our products, we recommend full tests in real-life situations.

To this end, our sales department is on hand to supply samples and/or to examine the conditions of comprehensive testing in our laboratories.

© Registered trademark of PLASTUB. Drawings and photos are not contractual. Reproduction is prohibited without the prior agreement of PLASTUB.

**PLASTUB® PEBD**

LDPE tube 49 Shore D  
Food grade translucent



**Description**

Low-density polyethylene extruded tube

**Applications**

Pressurised transport of compressed air, chemical products, gas, lubricant

**Fields**

Maintenance, control, process, instrumentation

**General characteristics**

- Lightweight
- Small bend radius
- Physiologically inert
- Food grade
- Very good chemical resistance

**Technical data**

- Standard: \* FDA-approved material: 21 CFR 177.1520, European regulations 1935/2004, 10/2011 and 2023/2006
- Temperature of use: -15 to +50°C
- Nominal hardness: **49 Shore D** as per ISO R 868
- Nominal density: 0.92 as per ISO 1183
  - Tensile strength: >12 Mpa as per ISO R 527
  - Elongation at break: >500 % as per ISO R 527
- Standard colour: translucent
- Recommended connection: compression tube fittings

**Options (contact us)**

- Other diameters
- Other solid colours
  - Cut to lengths
- Other packaging
- Surface marking
- Sheathed versions

Nominal internal diameter (mm)	Nominal outside diameter (mm)	Bending radius* (mm)	Operating pressure* (bar)	Burst pressure* (bar)	Nominal linear weight (g/m)	Standard packaging	
						Roll (m)	Drum (m)
2	4	19	21	72	9	100	500
4	6	31	13	42	14	100	500
6	8	42	10	32	20	100	500
8	10	68	6	19	26	100	500
10	12	100	5	16	32	100	-

Coefficient applicable to operating temperature according to the temperature

+20°C	+30°C	+50°C
100%	83%	64%

Standard tolerances: refer to pages 115 to 118.

\*Values provided for information purposes for an ambient temperature of 23°C.



Zone Industrielle 63600 AMBERT - France

Tel. + 33 (0)4 73 82 44 36

e-mail: [plastub@omerin.com](mailto:plastub@omerin.com)

[www.plastub.fr](http://www.plastub.fr)

The information given in this technical data sheet is indicative and subject to change without prior notice. As the conditions of use and the environment in which the product is used cannot be fully covered in our design work, PLASTUB shall not assume liability for any incidents in the event of inappropriate use and/or not carried out according to best practices and applicable standards.

To ensure optimal use of our products, we recommend full tests in real-life situations.

To this end, our sales department is on hand to supply samples and/or to examine the conditions of comprehensive testing in our laboratories.

© Registered trademark of PLASTUB. Drawings and photos are not contractual. Reproduction is prohibited without the prior agreement of PLASTUB.



## PLASTUB® PEHD

HDPE tube 65 Shore D  
Food grade translucent



### Description

High-density polyethylene extruded tube

### Applications

Pressurised transport of compressed air, chemical products, gas, lubricant

### Fields

Maintenance, control, process, instrumentation

### General characteristics

- Lightweight
- Physiologically inert
- Food grade
- Very good chemical resistance

### Technical data

- Standard: Material suitable for food contact under certain conditions
- Temperature of use: -15 to +50°C
- Nominal hardness: **65 Shore D** as per ISO R 868
- Nominal density: 0.96 as per ISO 1183
  - Tensile strength: >33 Mpa as per ISO R 527
  - Elongation at break: >600 % as per ISO R 527
- Standard colour: translucent
- Recommended connection: compression tube fittings

### Options (contact us)

- Other diameters
- Other solid colours
  - Cut to lengths
- Other packaging
  - Surface marking
- Sheathed versions
  - Braided versions
- Antistatic versions

Nominal internal diameter (mm)	Nominal outside diameter (mm)	Bending radius* (mm)	Operating pressure* (bar)	Burst pressure* (bar)	Nominal linear weight (g/m)	Standard packaging	
						Roll (m)	Drum (m)
2	4	25	40	115	9	100	500
4	6	35	33	100	15	100	500
6	8	45	23	70	21	100	500
8	10	72	18	55	27	100	500
10	12	105	15	45	33	100	-

Coefficient applicable to operating temperature according to the temperature

+20°C	+30°C	+50°C
100%	83%	64%

Standard tolerances: refer to pages 115 to 118.

\*Values provided for information purposes for an ambient temperature of 23°C.

### Variant

PLASTUB® PP  
Polypropylene tube 74 Shore D  
Translucent



Zone Industrielle 63600 AMBERT - France

Tel. + 33 (0)4 73 82 44 36

e-mail: [plastub@omerin.com](mailto:plastub@omerin.com)

[www.plastub.fr](http://www.plastub.fr)

The information given in this technical data sheet is indicative and subject to change without prior notice. As the conditions of use and the environment in which the product is used cannot be fully covered in our design work, PLASTUB shall not assume liability for any incidents in the event of inappropriate use and/or not carried out according to best practices and applicable standards.

To ensure optimal use of our products, we recommend full tests in real-life situations.

To this end, our sales department is on hand to supply samples and/or to examine the conditions of comprehensive testing in our laboratories.

© Registered trademark of PLASTUB. Drawings and photos are not contractual. Reproduction is prohibited without the prior agreement of PLASTUB.

## ELASTUB® STA55

TPE tube 59 Shore A / 90°C  
Food grade opaque



### Description

SANTOPRENE® type  
polymer extruded tube

### Applications

Peristaltic pumps, doser pumps

### Fields

Medical, agriculture, laboratory, cosmetics

### General characteristics

- Extra flexible
- Excellent resistance to dynamic fatigue, shearing and abrasion
- Low deformation under compression and traction
  - Food grade
- Excellent weather resistance
- Very good chemical resistance

### Technical data

- Standard: \* FDA-approved material 21 CFR 177.2600, NSF STANDARD 51
  - Temperature of use: **-40 to +90°C**
    - Nominal hardness: **59 Shore A** as per ISO R 868
  - Nominal density: 0.97 as per ISO R 527
  - Tensile strength: >4.4 Mpa as per ISO 37
- Elongation at break: >600 % as per ISO 37
  - Standard colour: opaque
  - Peak temperature: **+110°C**
- Recommended connection: nipple with lug clamp or band clamp

### Options (contact us)

- Other diameters
- Other solid colours
  - Cut to lengths
- Other packaging

Nominal internal diameter (mm)	Nominal outside diameter (mm)	Nominal thickness (mm)	Nominal linear weight (g/m)	Standard packaging Roll (m)
1,6	3,2	0,8	6	250
1,6	4,8	1,6	16	250
1,6	6,4	2,4	29	100
2,4	4	0,8	8	250
2,4	5,6	1,6	19	250
3,2	4,8	0,8	10	250
3,2	6,4	1,6	23	100
3,2	8	2,4	41	100
3,2	9,6	3,2	62	100
4,8	6,4	0,8	14	100
4,8	8	1,6	31	50
4,8	9,6	2,4	53	50
4,8	11,2	3,2	78	50
6,4	8	0,8	18	50
6,4	9,6	1,6	39	50
6,4	11,2	2,4	64	50
6,4	12,8	3,2	94	50
6,4	16	4,8	164	50
8	11,2	1,6	47	50
8	12,8	2,4	76	50
8	14,4	3,2	109	50
9,6	14,4	2,4	88	50
9,6	16	3,2	125	25
9,6	19,2	4,8	211	25
12,7	15,9	1,6	70	25
12,7	19,1	3,2	155	25
12,7	22,3	4,8	256	25
12,7	25,5	6,4	372	25
15,9	20,7	2,4	134	25
15,9	22,3	3,2	186	25
15,9	25,5	4,8	303	25
15,9	28,7	6,4	435	25
19	25,4	3,2	216	25
19	28,6	4,8	348	25
19	31,8	6,4	495	25
25,4	31,8	3,2	279	25
25,4	35	4,8	442	25

Standard tolerances: refer to pages 115 to 118.

### Variant

ELASTUB® ST55  
TPE tube 59 Shore A / 90°C  
Opaque, industrial

ELASTUB® STM55  
TPE tube 59 Shore A / 90°C  
Opaque, medial



Zone Industrielle 63600 AMBERT - France  
Tel. + 33 (0)4 73 82 44 36  
e-mail: [plastub@omerin.com](mailto:plastub@omerin.com)

[www.plastub.fr](http://www.plastub.fr)

## ELASTUB® STA64

TPE tube 69 Shore A / 90°C  
Food grade opaque



### Description

SANTOPRENE® type  
polymer extruded tube

### Applications

Peristaltic pumps, doser pumps

### Fields

Medical, agriculture, laboratory,  
cosmetics

### General characteristics

- Excellent resistance to dynamic fatigue, shearing and abrasion
- Low deformation under compression and traction
- Food grade
- Excellent weather resistance
- Very good chemical resistance

### Technical data

- Standard: \* FDA-approved material 21 CFR 177.2600, NSF STANDARD 51
  - Tube approved for food contact as per the specifications of standard NF EN 1186, decree of 9/11/1994 as well as European regulations 1935/2004 and 10/2011.
  - Temperature of use: **-40 to +90°C**
  - Nominal hardness: **69 Shore A**  
as per ISO R 868
  - Nominal density: 0.97 as per ISO R 527
  - Tensile strength: >6.9 Mpa as per ISO 37
  - Elongation at break: >400 % as per ISO 37
    - Standard colour: opaque
    - Peak temperature: **+110°C**
  - Recommended connection: nipple with lug clamp or band clamp
- ### Options (contact us)
- Other diameters
  - Other solid colours
    - Cut to lengths
    - Other packaging

Nominal internal diameter (mm)	Nominal outside diameter (mm)	Nominal thickness (mm)	Nominal linear weight (g/m)	Standard packaging Roll (m)
1,6	3,2	0,8	6	250
1,6	4,8	1,6	16	250
1,6	6,4	2,4	29	100
2,4	4	0,8	8	250
2,4	5,6	1,6	19	250
3,2	4,8	0,8	10	250
3,2	6,4	1,6	23	100
3,2	8	2,4	41	100
3,2	9,6	3,2	62	100
4,8	6,4	0,8	14	100
4,8	8	1,6	31	50
4,8	9,6	2,4	53	50
4,8	11,2	3,2	78	50
6,4	8	0,8	18	50
6,4	9,6	1,6	39	50
6,4	11,2	2,4	64	50
6,4	12,8	3,2	94	50
6,4	16	4,8	164	50
8	11,2	1,6	47	50
8	12,8	2,4	76	50
8	14,4	3,2	109	50
9,6	14,4	2,4	88	50
9,6	16	3,2	125	25
9,6	19,2	4,8	211	25
12,7	15,9	1,6	70	25
12,7	19,1	3,2	155	25
12,7	22,3	4,8	256	25
12,7	25,5	6,4	372	25
15,9	20,7	2,4	134	25
15,9	22,3	3,2	186	25
15,9	25,5	4,8	303	25
15,9	28,7	6,4	435	25
19	25,4	3,2	216	25
19	28,6	4,8	348	25
19	31,8	6,4	495	25
25,4	31,8	3,2	279	25
25,4	35	4,8	442	25

Standard tolerances: refer to pages 115 to 118.

### Variant

ELASTUB® ST64  
TPE tube 69 Shore A / 90°C  
Opaque, industrial

ELASTUB® STM64  
TPE tube 64 Shore A / 90°C  
Opaque, medial

ELASTUB® SEBS  
TPS tube 65 Shore A / 90°C  
Food grade translucent



Zone Industrielle 63600 AMBERT - France  
Tel. + 33 (0)4 73 82 44 36  
e-mail: [plastub@omerin.com](mailto:plastub@omerin.com)

[www.plastub.fr](http://www.plastub.fr)

The information given in this technical data sheet is indicative and subject to change without prior notice. As the conditions of use and the environment in which the product is used cannot be fully covered in our design work, PLASTUB shall not assume liability for any incidents in the event of inappropriate use and/or not carried out according to best practices and applicable standards.

To ensure optimal use of our products, we recommend full tests in real-life situations.

To this end, our sales department is on hand to supply samples and/or to examine the conditions of comprehensive testing in our laboratories.

© Registered trademark of PLASTUB. Drawings and photos are not contractual. Reproduction is prohibited without the prior agreement of PLASTUB.

## ELASTUB® ST73

TPE tube 78 Shore A / 90°C  
Black



### Description

SANTOPRENE® type  
polymer extruded tube

### Applications

Unpressurised transport of air, fluids

### Fields

Miscellaneous industries, automobile

### General characteristics

- Excellent weather resistance
- Very good chemical resistance
- Characteristics similar to many vulcanised rubbers

### Technical data

- Standard: Approved material UL94 HB thickness 1 mm FMV SS 302 (equiv. NF ISO 3795)
- Temperature of use: **-40 to +90°C**
- Nominal hardness: **78 Shore A** as per ISO R 868
- Nominal density: 0.98 as per ISO R 527
- Tensile strength: >8.3 Mpa as per ISO 37
- Elongation at break: >375 % as per ISO 37
  - Standard colour: black
  - Peak temperature: **+110°C**
- Recommended connection: nipple with lug clamp or band clamp

### Options (contact us)

- Other diameters
- Other solid colours
  - Cut to lengths
- Other packaging

Nominal internal diameter (mm)	Nominal outside diameter (mm)	Nominal thickness (mm)	Nominal linear weight (g/m)	Standard packaging Roll (m)
2	5	1,5	16	250
2,5	5	1,25	14	250
3	6	1,5	21	250
3,2	6,4	1,6	24	200
3,2	8	2,4	41	250
3,5	7	1,75	28	100
4	6	1	15	100
4	6,3	1,15	18	100
4	8	2	37	100
4,6	7	1,2	21	100
4,8	8	1,6	32	100
5	7,5	1,25	24	100
6	9	1,5	35	50
6	10	2	49	50
6	12	3	83	25
6,4	9,6	1,6	39	50
7,5	10,5	1,5	42	50
8	12	2	62	50
8	12,8	2,4	77	50
9,6	14,4	2,4	89	50
10	14	2	74	50
10	18	4	172	25
10	20	5	231	25
12	17	2,5	112	25
12,7	20	3,65	184	25
15	21	3	166	25
16	24	4	246	25
19	28,6	4,8	352	25
20	27	3,5	253	25
20	30	5	385	25
25	35	5	462	25

Standard tolerances: refer to pages 115 to 118.

### Variant

ELASTUB® STA 73  
TPE tube 78 Shore A / 90°C  
Opaque food grade

ELASTUB® STM73  
TPE tube 78 Shore A / 90°C  
Opaque, medial



Zone Industrielle 63600 AMBERT - France  
Tel. + 33 (0)4 73 82 44 36  
e-mail: [plastub@omerin.com](mailto:plastub@omerin.com)

[www.plastub.fr](http://www.plastub.fr)

**ELASTUB® ST87**

**TPE tube 93 Shore A / 90°C  
Black**



**Description**

SANTOPRENE® type  
polymer extruded tube

**Applications**

Unpressurised transport of air, fluids

**Fields**

Miscellaneous industries, automobile

**General characteristics**

- Semi-rigid
- Excellent weather resistance
- Very good chemical resistance
- Characteristics similar to many vulcanised rubbers

**Technical data**

- Standard: Approved material UL94 HB  
thickness 1 mm FMV SS 302  
(equiv. NF ISO 3795)
- Temperature of use: **-40 to +90°C**
- Nominal hardness: **93 Shore A**  
as per ISO R 868
- Nominal density: 0.96 as per ISO R 527
- Tensile strength: >15.9 Mpa as per ISO 37
- Elongation at break: >530 % as per ISO 37
  - Standard colour: black
  - Peak temperature: **+110°C**
- Recommended connection: nipple with lug  
clamp or band clamp

**Options (contact us)**

- Other diameters
- Other solid colours
  - Cut to lengths
- Other packaging
- Braided versions

Nominal internal diameter (mm)	Nominal outside diameter (mm)	Nominal thickness (mm)	Nominal linear weight (g/m)	Standard packaging Roll (m)
2	5	1,5	16	250
2,5	5	1,25	14	250
3	6	1,5	20	250
3,2	6,4	1,6	23	200
3,2	8	2,4	41	250
3,5	7	1,75	28	100
4	6	1	15	100
4	6,3	1,15	18	100
4	8	2	36	100
4,6	7	1,2	21	100
4,8	8	1,6	31	100
5	7,5	1,25	24	100
6	9	1,5	34	50
6	10	2	48	50
6	12	3	81	25
6,4	9,6	1,6	39	50
7,5	10,5	1,5	41	50
8	12	2	60	50
8	12,8	2,4	75	50
9,6	14,4	2,4	87	50
10	14	2	72	50
10	18	4	168	25
10	20	5	226	25
12	17	2,5	109	25
12,7	20	3,65	180	25
15	21	3	163	25
16	24	4	241	25
19	28,6	4,8	344	25
20	27	3,5	248	25
20	30	5	377	25
25	35	5	452	25

Standard tolerances: refer to pages 115 to 118.



Zone Industrielle 63600 AMBERT - France

Tel. + 33 (0)4 73 82 44 36

e-mail: [plastub@merin.com](mailto:plastub@merin.com)

[www.plastub.fr](http://www.plastub.fr)

The information given in this technical data sheet is indicative and subject to change without prior notice. As the conditions of use and the environment in which the product is used cannot be fully covered in our design work, PLASTUB shall not assume liability for any incidents in the event of inappropriate use and/or not carried out according to best practices and applicable standards.

To ensure optimal use of our products, we recommend full tests in real-life situations.

To this end, our sales department is on hand to supply samples and/or to examine the conditions of comprehensive testing in our laboratories.

© Registered trademark of PLASTUB. Drawings and photos are not contractual. Reproduction is prohibited without the prior agreement of PLASTUB.

## ELASTUB® GTS

TPE tube 75 Shore A / 90°C  
Black



### Description

Nitrile polymer extruded tube

### Applications

Unpressurised transfer and backflow of hydrocarbons, oils, greases

### Fields

Miscellaneous industries, automobile

### General characteristics

- Very good hydrocarbon resistance
- Good weather resistance

### Technical data

- Temperature of use: **-40 to +90°C**
- Nominal hardness: **75 Shore A**  
as per ISO R 868
- Nominal density: 1 as per ISO R 527
- Tensile strength: >6.2 Mpa as per ISO 37
- Elongation at break: >265 % as per ISO 37
  - Standard colour: black
  - Peak temperature: **+110°C**
  - Recommended connection:  
nipple with lug clamp or band clamp

### Options (contact us)

- Other diameters
- Other packaging
- Braided versions
- Cut to lengths

Nominal internal diameter (mm)	Nominal outside diameter (mm)	Nominal thickness (mm)	Nominal linear weight (g/m)	Standard packaging Roll (m)
3	5	1	13	100
4	7	1,5	26	100
5	8	1,5	31	100
6	9	1,5	35	100
8	12	2	63	100
12	17	2,5	114	50
15	21	3	170	50
20	27	3,5	258	50
25	32	3,5	313	25

Standard tolerances: refer to pages 115 to 118.

### Variant

ELASTUB® GT  
TPE tube 45 Shore D / 90°C  
Black



Zone Industrielle 63600 AMBERT - France  
Tel. + 33 (0)4 73 82 44 36  
e-mail: [plastub@omerin.com](mailto:plastub@omerin.com)

[www.plastub.fr](http://www.plastub.fr)

## ELASTUB® PTFE

PTFE tube 60 Shore D / 250°C  
Food grade translucent



### Description

Polytetrafluoroethylene extruded tube

### Applications

Pressurised transport of chemically aggressive fluids, gas

### Fields

Medical, pharmaceutical, agriculture, laboratory, cosmetics

### General characteristics

- UV resistance
- Exceptional chemical resistance
- Anti-adhesive
  - Food grade
- Temperature resistance
  - Non-inflammable
  - Fire resistance

### Technical data

- Standard: \* Approved material  
FDA 21 CFR 177.1550
- Temperature of use: **-200 to +250°C**
- Nominal hardness: **60 Shore D**  
as per ISO R 868
- Nominal density: 2.20 as per ISO R 527
  - Tensile strength: ≥25 Mpa  
as per ISO R 527
- Elongation at break: >300 % as per ISO 37
  - Flame resistance UL94 V0
- Standard colour: translucent
- Peak temperature: **+280°C**
- Recommended connection:  
compression tube fittings

### Options (contact us)

- Other diameters
- Other solid colours
  - Cut to lengths
- Other packaging
- Braided versions
- Sheathed versions
- Antistatic versions

Nominal internal diameter (mm)	Nominal outside diameter (mm)	Bending radius* (mm)	Operating pressure* (bar)	Burst pressure* (bar)	Nominal linear weight (g/m)	Standard packaging	
						Roll (m)	Drum (m)
2	4	20	23	92	20	100	500
4	6	40	15	60	34	100	500
6	8	60	11	44	48	100	500
8	10	80	9	36	61	100	-
10	12	100	8	32	75	100	-

Coefficient applicable to operating temperature according to the temperature

+20°C	+50°C	+100°C	+150°C	+200°C	+250°C
100%	85%	65%	50%	35%	25%

Standard tolerances: refer to pages 115 to 118.

\*Values provided for information purposes for an ambient temperature of 23°C.

The information given in this technical data sheet is indicative and subject to change without prior notice. As the conditions of use and the environment in which the product is used cannot be fully covered in our design work, PLASTUB shall not assume liability for any incidents in the event of inappropriate use and/or not carried out according to best practices and applicable standards.

To ensure optimal use of our products, we recommend full tests in real-life situations.

To this end, our sales department is on hand to supply samples and/or to examine the conditions of comprehensive testing in our laboratories.

© Registered trademark of PLASTUB. Drawings and photos are not contractual. Reproduction is prohibited without the prior agreement of PLASTUB.



Zone Industrielle 63600 AMBERT - France

Tel. + 33 (0)4 73 82 44 36

e-mail: [plastub@omerin.com](mailto:plastub@omerin.com)

[www.plastub.fr](http://www.plastub.fr)

## ELASTUB® PFA

PFA tube 60 Shore D / 260°C  
Food grade crystal



### Description

Perfluoroalkoxy extruded tube

### Applications

Pressurised transport of chemically aggressive fluids

### Fields

Medical, pharmaceutical, agriculture, laboratory, cosmetics

### General characteristics

- Transparency
- Longevity
- UV resistance
- Exceptional chemical resistance
- Anti-adhesive
- Food grade
- Temperature resistance
- Non-inflammable

### Technical data

- Standard: \* Approved material FDA 21 CFR 177.1550
- Temperature of use: **-70 to +260°C**
- Nominal hardness: **60 Shore D** as per ISO R 868
- Nominal density: 2.15 as per ISO R 527
- Elongation at break: >300 % as per ISO 37
  - Standard colour: crystal
  - Peak temperature: **+290°C**
- Recommended connection: compression tube fittings

### Options (contact us)

- Other diameters
- Other solid colours
  - Cut to lengths
- Other packaging
- Sheathed versions

Nominal internal diameter (mm)	Nominal outside diameter (mm)	Bending radius* (mm)	Operating pressure* (bar)	Burst pressure* (bar)	Nominal linear weight (g/m)	Standard packaging	
						Roll (m)	Drum (m)
2	4	16	32	160	20	100	500
4	6	36	21	105	34	100	500
6	8	64	15	75	48	100	500
8	10	100	12	60	61	100	500
10	12	144	10	50	75	100	-

Coefficient applicable to operating temperature according to the temperature

+20°C	+50°C	+100°C	+150°C	+200°C	+250°C
100%	85%	60%	48%	35%	20%

Standard tolerances: refer to pages 115 to 118.

\*Values provided for information purposes for an ambient temperature of 23°C.



Zone Industrielle 63600 AMBERT - France

Tel. + 33 (0)4 73 82 44 36

e-mail: [plastub@omerin.com](mailto:plastub@omerin.com)

[www.plastub.fr](http://www.plastub.fr)

The information given in this technical data sheet is indicative and subject to change without prior notice. As the conditions of use and the environment in which the product is used cannot be fully covered in our design work, PLASTUB shall not assume liability for any incidents in the event of inappropriate use and/or not carried out according to best practices and applicable standards.

To ensure optimal use of our products, we recommend full tests in real-life situations.

To this end, our sales department is on hand to supply samples and/or to examine the conditions of comprehensive testing in our laboratories.

© Registered trademark of PLASTUB. Drawings and photos are not contractual. Reproduction is prohibited without the prior agreement of PLASTUB.



**ELASTUB® FEP**

FEP tube 55 Shore D / 200°C  
Food grade crystal



**Description**

Fluorinated ethylene propylene extruded tube

**Applications**

Pressurised transport of chemically aggressive fluids

**Fields**

Medical, pharmaceutical, agriculture, laboratory, cosmetics

**General characteristics**

- UV resistance
- Exceptional chemical resistance
  - Anti-adhesive
  - Food grade
- Temperature resistance
  - Non-inflammable

**Technical data**

- Standard: \* Approved material FDA 21 CFR 177 1550
- Temperature of use: **-70 to +200°C**
- Nominal hardness: **55 Shore D** as per ISO R 868
- Nominal density: 2.15 as per ISO R 527
- Elongation at break: >300 % as per ISO 37
  - Standard colour: crystal
  - Peak temperature: **+230°C**
  - Recommended connection: compression tube fittings

**Options (contact us)**

- Other diameters
- Other solid colours
  - Cut to lengths
- Other packaging
- Sheathed versions

Nominal internal diameter (mm)	Nominal outside diameter (mm)	Bending radius* (mm)	Operating pressure* (bar)	Burst pressure* (bar)	Nominal linear weight (g/m)	Standard packaging	
						Roll (m)	Drum (m)
2	4	16	30	150	20	100	500
4	6	36	19	96	34	100	500
6	8	64	14	70	48	100	500
8	10	100	11	55	61	100	-
10	12	144	9	45	75	100	-

Coefficient applicable to operating temperature according to the temperature

+20°C	+50°C	+100°C	+150°C
100%	80%	45%	20%

Standard tolerances: refer to pages 115 to 118.

\*Values provided for information purposes for an ambient temperature of 23°C.

The information given in this technical data sheet is indicative and subject to change without prior notice. As the conditions of use and the environment in which the product is used cannot be fully covered in our design work, PLASTUB shall not assume liability for any incidents in the event of inappropriate use and/or not carried out according to best practices and applicable standards.

To ensure optimal use of our products, we recommend full tests in real-life situations.

To this end, our sales department is on hand to supply samples and/or to examine the conditions of comprehensive testing in our laboratories.

© Registered trademark of PLASTUB. Drawings and photos are not contractual. Reproduction is prohibited without the prior agreement of PLASTUB.



Zone Industrielle 63600 AMBERT - France

Tel. + 33 (0)4 73 82 44 36

e-mail: [plastub@omerin.com](mailto:plastub@omerin.com)

[www.plastub.fr](http://www.plastub.fr)

**SILITUBE® SI50**

**Silicone tube**  
**50 Shore A / 180°C**  
**Food grade translucent**



**Description**

Peroxide-cured silicone elastomer extruded tube

**Applications**

Unpressurised transport of food grade liquids, alcohols, acids  
 Peristaltic pumps, doser pumps

**Fields**

Medical, pharmaceutical, agriculture, laboratory, cosmetics

**General characteristics**

- Extra flexible and elastic
- Food grade
- Can be sterilised in autoclave
- Resistant to high temperatures
- Good resistance to aggressive fluids, alcohols and acids
- Excellent weather resistance, UV
- Water-repellent
- Chemically inert and biologically neutral
- Good resistance to dynamic fatigue
- Low deformation under compression and traction

**Technical data**

- Standard: \* FDA-approved material: 21 CFR 177.2600, European regulation 1935/2004, European pharmacopeia section 3.1/9
- Temperature of use: **-60 to +180°C**
- Nominal hardness: **50 Shore A** as per DIN 53505
- Nominal density: 1.14 as per ISO 1183
- Tensile strength: >12 Mpa as per DIN 53504 S1
- Elongation at break: >700 % as per DIN 53504 S1
- Standard colour: translucent
- Peak temperature: **+200°C**
- Recommended connection: nipple with lug clamp or band clamp

Nominal internal diameter (mm)	Nominal outside diameter (mm)	Nominal thickness (mm)	Nominal linear weight (g/m)	Standard packaging Roll (m)
1	3	1	7	100
2	4	1	11	100
2	6	2	29	100
3	5	1	14	100
3	6	1,5	24	100
4	6	1	18	50
4	7	1,5	30	50
4	8	2	43	50
5	8	1,5	35	50
5	10	2,5	67	50
5	15	5	179	50
6	9	1,5	40	50
6	10	2	57	50
6	12	3	97	25
6	18	6	258	25
7	10	1,5	46	50
7	11	2	65	50
7	13	3	107	50
8	12	2	72	50
8	14	3	118	50
8	16	4	172	25
9	12	1,5	56	50
10	14	2	86	50
10	16	3	140	25
10	18	4	201	25
12	16	2	100	50
12	17	2,5	130	50
15	21	3	193	25
16	22	3	204	25
18	24	3	226	25
20	27	3,5	295	25
22	29	3,5	320	25
25	32	3,5	357	25

Standard tolerances: refer to pages 115 to 118.

**Options (contact us)**

- Other diameters
- Other solid colours
- Cut to lengths
- Other packaging
- Braided versions



Zone Industrielle 63600 AMBERT - France  
 Tel. + 33 (0)4 73 82 44 36  
 e-mail: [plastub@omerin.com](mailto:plastub@omerin.com)

[www.plastub.fr](http://www.plastub.fr)

The information given in this technical data sheet is indicative and subject to change without prior notice. As the conditions of use and the environment in which the product is used cannot be fully covered in our design work, PLASTUB shall not assume liability for any incidents in the event of inappropriate use and/or not carried out according to best practices and applicable standards.

To ensure optimal use of our products, we recommend full tests in real-life situations.

To this end, our sales department is on hand to supply samples and/or to examine the conditions of comprehensive testing in our laboratories.

© Registered trademark of PLASTUB. Drawings and photos are not contractual. Reproduction is prohibited without the prior agreement of PLASTUB.

## SILITUBE® SI60

**Silicone tube**  
60 Shore A / 180°C  
Food grade translucent



### Description

Peroxide-cured silicone elastomer extruded tube

### Applications

Unpressurised transport of food grade liquids, alcohols, acids  
Peristaltic pumps, doser pumps

### Fields

Medical, pharmaceutical, agriculture, laboratory, cosmetics

### General characteristics

- Flexible and elastic
- Food grade
- Resistant to high temperatures
- Can be sterilised in autoclave
- Good resistance to aggressive fluids, alcohols and acids
- Excellent weather resistance, UV
- Water-repellent
- Chemically inert and biologically neutral
- Good resistance to dynamic fatigue
- Low deformation under compression and traction

### Technical data

- Standard: \* FDA-approved material: 21 CFR 177.2600, European regulation 1935/2004, European pharmacopeia section 3.1/9
- Tube approved for food contact as per the specifications of standard NF EN 1186, decree of 25/11/1992 as well as European regulations 1935/2004 and 10/2011.
- Temperature of use: **-60 to +180°C**
- Nominal hardness: **60 Shore A** as per DIN 53505
- Nominal density: 1.14 as per ISO 1183
- Tensile strength: >11.5 Mpa as per DIN 53504 S1
- Elongation at break: >400 % as per DIN 53504 S1
- Standard colour: translucent
- Peak temperature: **+200°C**
- Recommended connection: nipple with lug clamp or band clamp

Nominal internal diameter (mm)	Nominal outside diameter (mm)	Nominal thickness (mm)	Nominal linear weight (g/m)	Standard packaging Roll (m)
1	3	1	7	100
2	4	1	11	100
2	6	2	29	100
3	5	1	14	100
3	6	1,5	24	100
4	6	1	18	50
4	7	1,5	30	50
4	8	2	43	50
5	8	1,5	35	50
5	10	2,5	67	50
5	15	5	179	50
6	9	1,5	40	50
6	10	2	57	50
6	12	3	97	25
6	18	6	258	25
7	10	1,5	46	50
7	11	2	65	50
7	13	3	107	50
8	12	2	72	50
8	14	3	118	50
8	16	4	172	25
9	12	1,5	56	50
10	14	2	86	50
10	16	3	140	25
10	18	4	201	25
12	16	2	100	50
12	17	2,5	130	50
15	21	3	193	25
16	22	3	204	25
18	24	3	226	25
20	27	3,5	295	25
22	29	3,5	320	25
25	32	3,5	357	25

Standard tolerances: refer to pages 115 to 118.

### Options (contact us)

- Other diameters
- Other solid colours
- Cut to lengths
- Other packaging
- Braided versions



Zone Industrielle 63600 AMBERT - France  
Tel. + 33 (0)4 73 82 44 36  
e-mail: [plastub@omerin.com](mailto:plastub@omerin.com)

[www.plastub.fr](http://www.plastub.fr)

## SILITUBE® SI70

**Silicone tube**  
70 Shore A / 180°C  
Food grade translucent



### Description

Peroxide-cured silicone elastomer extruded tube

### Applications

Unpressurised transport of food grade liquids, alcohols, acids

### Fields

Medical, pharmaceutical, agriculture, laboratory, cosmetics

### General characteristics

- Flexible and elastic
- Food grade
- Resistant to high temperatures
- Good resistance to aggressive fluids, alcohols and acids
- Excellent weather resistance, UV
- Water-repellent
- Chemically inert and biologically neutral

### Technical data

- Standard: \* FDA-approved material: 21 CFR 177.2600, European regulation 1935/2004, European pharmacopeia section 3.1/9
- Tube approved for food contact as per the specifications of standard NF EN 1186, decree of 25/11/1992 as well as European regulations 1935/2004 and 10/2011.
- Temperature of use: **-60 to +180°C**
  - Nominal hardness: **70 Shore A** as per DIN 53505
- Nominal density: 1.19 as per ISO 1183
  - Tensile strength: >10 Mpa as per DIN 53504 S1
  - Elongation at break: >400 % as per DIN 53504 S1
- Standard colour: translucent
  - Peak temperature: **+200°C**
  - Recommended connection: nipple with lug clamp or band clamp

Nominal internal diameter (mm)	Nominal outside diameter (mm)	Nominal thickness (mm)	Nominal linear weight (g/m)	Standard packaging Roll (m)
1	3	1	7	100
2	4	1	11	100
2	6	2	30	100
3	5	1	15	100
3	6	1,5	25	100
4	6	1	19	50
4	7	1,5	31	50
4	8	2	45	50
5	8	1,5	36	50
5	10	2,5	70	50
5	15	5	187	50
6	9	1,5	42	50
6	10	2	60	50
6	12	3	101	25
6	18	6	269	25
7	10	1,5	48	50
7	11	2	67	50
7	13	3	112	50
8	12	2	75	50
8	14	3	123	50
8	16	4	179	25
9	12	1,5	59	50
10	14	2	90	50
10	16	3	146	25
10	18	4	209	25
12	16	2	105	50
12	17	2,5	135	50
15	21	3	202	25
16	22	3	213	25
18	24	3	235	25
20	27	3,5	307	25
22	29	3,5	333	25
25	32	3,5	373	25

Standard tolerances: refer to pages 115 to 118.

### Options (contact us)

- Other diameters
- Other solid colours
- Cut to lengths
- Other packaging
- Braided versions

### Variant

SILITUBE® SI70HP  
Silicone tube 70 Shore A / 180°C  
Translucent high mechanical properties



Zone Industrielle 63600 AMBERT - France  
Tel. + 33 (0)4 73 82 44 36  
e-mail: [plastub@omerin.com](mailto:plastub@omerin.com)

[www.plastub.fr](http://www.plastub.fr)

## SILITUBE® SI80

**Silicone tube**  
**80 Shore A / 180°C**  
**Food grade translucent**



### Description

Peroxide-cured silicone elastomer extruded tube

### Applications

Unpressurised transport of food grade liquids, alcohols, acids

### Fields

Medical, pharmaceutical, agriculture, laboratory, cosmetics

### General characteristics

- Flexible and elastic
- Food grade
- Resistant to high temperatures
- Can be sterilised in autoclave
- Good resistance to aggressive fluids, alcohols and acids
- Excellent weather resistance
- Water-repellent
- Chemically inert and biologically neutral

### Technical data

- Standard: \* FDA-approved material 21 CFR 177.2600, European regulation 1935/2004
  - Temperature of use: **-60 to +180°C**
  - Nominal hardness: **80 Shore A** as per DIN 53505
- Nominal density: 1.20 as per ISO 1183
  - Tensile strength: >10.5 Mpa as per DIN 53504 S1
  - Elongation at break: >280 % as per DIN 53504 S1
- Standard colour: translucent
- Peak temperature: **+200°C**
- Recommended connection: nipple with lug clamp or band clamp

### Options (contact us)

- Other diameters
- Other solid colours
  - Cut to lengths
- Other packaging
- Braided versions

Nominal internal diameter (mm)	Nominal outside diameter (mm)	Nominal thickness (mm)	Nominal linear weight (g/m)	Standard packaging Roll (m)
1	3	1	7	100
2	4	1	11	100
2	6	2	30	100
3	5	1	15	100
3	6	1,5	25	100
4	6	1	19	50
4	7	1,5	31	50
4	8	2	45	50
5	8	1,5	36	50
5	10	2,5	70	50
5	15	5	187	50
6	9	1,5	42	50
6	10	2	60	50
6	12	3	101	25
6	18	6	269	25
7	10	1,5	48	50
7	11	2	67	50
7	13	3	112	50
8	12	2	75	50
8	14	3	123	50
8	16	4	179	25
9	12	1,5	59	50
10	14	2	90	50
10	16	3	146	25
10	18	4	209	25
12	16	2	105	50
12	17	2,5	135	50
15	21	3	202	25
16	22	3	213	25
18	24	3	235	25
20	27	3,5	307	25
22	29	3,5	333	25
25	32	3,5	373	25

Standard tolerances: refer to pages 115 to 118.



Zone Industrielle 63600 AMBERT - France  
 Tel. + 33 (0)4 73 82 44 36  
 e-mail: [plastub@omerin.com](mailto:plastub@omerin.com)

[www.plastub.fr](http://www.plastub.fr)

The information given in this technical data sheet is indicative and subject to change without prior notice. As the conditions of use and the environment in which the product is used cannot be fully covered in our design work, PLASTUB shall not assume liability for any incidents in the event of inappropriate use and/or not carried out according to best practices and applicable standards.

To ensure optimal use of our products, we recommend full tests in real-life situations.

To this end, our sales department is on hand to supply samples and/or to examine the conditions of comprehensive testing in our laboratories.

© Registered trademark of PLASTUB. Drawings and photos are not contractual. Reproduction is prohibited without the prior agreement of PLASTUB.

**SILITUBE® SITEC**

Silicone tube  
73 Shore A / 180°C  
Opaque



**Description**

Peroxide-cured silicone elastomer  
extruded tube

**Applications**

Unpressurised transport of acid liquids

**Fields**

Medical, pharmaceutical, agriculture,  
laboratory, cosmetics

**General characteristics**

- Non-adhesive
- Resistant to high temperatures
- Good resistance to aggressive fluids,  
alcohols and acids
- Excellent weather resistance
- Water-repellent

**Technical data**

- Temperature of use: **-60 to +180°C**
- Nominal hardness: **73 Shore A**  
as per DIN 53505
- Nominal density: 1.45 as per ISO 1183
  - Tensile strength: >6.5 Mpa  
as per DIN 53504 S1
  - Elongation at break: >150 %  
as per DIN 53504 S1
  - Standard colour: opaque
  - Peak temperature: **+200°C**
  - Recommended connection:  
nipple with lug clamp or band clamp

**Options (contact us)**

- Other diameters
- Other solid colours
- Cut to lengths
- Other packaging

Nominal internal diameter (mm)	Nominal outside diameter (mm)	Nominal thickness (mm)	Nominal linear weight (g/m)	Standard packaging Roll (m)
1	3	1	9	100
2	4	1	14	100
2	6	2	36	100
3	5	1	18	100
3	6	1,5	31	100
4	6	1	23	50
4	7	1,5	38	50
4	8	2	55	50
5	8	1,5	44	50
5	10	2,5	85	50
5	15	5	228	50
6	9	1,5	51	50
6	10	2	73	50
6	12	3	123	25
6	18	6	328	25
7	10	1,5	58	50
7	11	2	82	50
7	13	3	137	50
8	12	2	91	50
8	14	3	150	50
8	16	4	219	25
9	12	1,5	72	50
10	14	2	109	50
10	16	3	178	25
10	18	4	255	25
12	16	2	127	50
12	17	2,5	165	50
15	21	3	246	25
16	22	3	260	25
18	24	3	287	25
20	27	3,5	374	25
22	29	3,5	406	25
25	32	3,5	454	25

Standard tolerances: refer to pages 115 to 118.

**Variant**

SILITUBE® SI70FLU  
Silicone tube 74 Shore A / 180°C  
Fluorinated opaque



Zone Industrielle 63600 AMBERT - France  
Tel. + 33 (0)4 73 82 44 36  
e-mail: [plastub@omerin.com](mailto:plastub@omerin.com)

[www.plastub.fr](http://www.plastub.fr)

The information given in this technical data sheet is indicative and subject to change without prior notice. As the conditions of use and the environment in which the product is used cannot be fully covered in our design work, PLASTUB shall not assume liability for any incidents in the event of inappropriate use and/or not carried out according to best practices and applicable standards.

To ensure optimal use of our products, we recommend full tests in real-life situations.

To this end, our sales department is on hand to supply samples and/or to examine the conditions of comprehensive testing in our laboratories.

© Registered trademark of PLASTUB. Drawings and photos are not contractual. Reproduction is prohibited without the prior agreement of PLASTUB.

## SILITUBE® SI270

Silicone tube  
70 Shore A / 180°C  
Food grade translucent



### Description

Platinum-cured silicone elastomer  
extruded tube

### Applications

Unpressurised transport of acid liquids

### Fields

Medical, pharmaceutical, agriculture,  
laboratory, cosmetics

### General characteristics

- Resistant to high temperatures
  - Enhanced mechanical properties
  - Good resistance to aggressive fluids,  
alcohols and acids
  - Excellent weather resistance
    - Water-repellent
    - Chemically inert
- and biologically neutral

### Technical data

- Standard: \* FDA-approved material: 21 CFR 177.2600, European regulation 1935/2004, European pharmacopeia section 3.1/9
  - Temperature of use: **-60 to +180°C**
  - Nominal hardness: **70 Shore A**  
as per DIN 53505
- Nominal density: 1.19 as per ISO 1183
  - Tensile strength: >11 Mpa  
as per DIN 53504 S1
  - Elongation at break: >600 %  
as per DIN 53504 S1
- Standard colour: translucent
  - Peak temperature: **+200°C**
  - Recommended connection:  
nipple with lug clamp or band clamp

### Options (contact us)

- Other diameters
- Other solid colours
  - Cut to lengths
- Other packaging
- Braided versions

Nominal internal diameter (mm)	Nominal outside diameter (mm)	Nominal thickness (mm)	Nominal linear weight (g/m)	Standard packaging Roll (m)
1	3	1	7	100
2	4	1	11	100
2	6	2	30	100
3	5	1	15	100
3	6	1,5	25	100
4	6	1	19	50
4	7	1,5	31	50
4	8	2	45	50
5	8	1,5	36	50
5	10	2,5	70	50
5	15	5	187	50
6	9	1,5	42	50
6	10	2	60	50
6	12	3	101	25
6	18	6	269	25
7	10	1,5	48	50
7	11	2	67	50
7	13	3	112	50
8	12	2	75	50
8	14	3	123	50
8	16	4	179	25
9	12	1,5	59	50
10	14	2	90	50
10	16	3	146	25
10	18	4	209	25
12	16	2	105	50
12	17	2,5	135	50
15	21	3	202	25
16	22	3	213	25
18	24	3	235	25
20	27	3,5	307	25
22	29	3,5	333	25
25	32	3,5	373	25

Standard tolerances: refer to pages 115 to 118.

### Variant

SILITUBE® SI260  
Silicone tube 60 Shore A / 180°C  
Platinum-cured food grade translucent

SILITUBE® SI250  
Silicone tube 50 Shore A / 180°C  
Platinum-cured food grade translucent



Zone Industrielle 63600 AMBERT - France  
Tel. + 33 (0)4 73 82 44 36  
e-mail: [plastub@omerin.com](mailto:plastub@omerin.com)

[www.plastub.fr](http://www.plastub.fr)


The information given in this technical data sheet is indicative and subject to change without prior notice. As the conditions of use and the environment in which the product is used cannot be fully covered in our design work, PLASTUB shall not assume liability for any incidents in the event of inappropriate use and/or not carried out according to best practices and applicable standards.

To ensure optimal use of our products, we recommend full tests in real-life situations.

To this end, our sales department is on hand to supply samples and/or to examine the conditions of comprehensive testing in our laboratories.

© Registered trademark of PLASTUB. Drawings and photos are not contractual. Reproduction is prohibited without the prior agreement of PLASTUB.

# REINFORCED TUBES







### Silicone elastomer extruded tubes, with reinforcing braid

- SILITUBE® SI70TPCC 42
- SILITUBE® SITST 43
- SILITUBE® SITIA 44
- SILITUBE® SITIG 45

### Thermoplastic or special polymer extruded tubes with reinforcing braid

- STARFLEX® NG 46
- STARFLEX® EI 47
- STARFLEX® NPN 48
- STARFLEX® PEXI 49
- STARFLEX® PTFEI 50

### Thermoplastic or special polymer extruded tubes with reinforcing braid and sheath

- TUBOL® STGP 51
- TUBOL® STIP 52
- TUBOL® NGP 53
- TUBOL® NIP 54
- TUBOL® PVCP 55

### Thermoplastic or special polymer extruded tubes with reinforcing sheath

- TUBOL® PAP 56
- TUBOL® PA ATEX 57
- TUBOL® PEP 58
- TUBOL® PTFEP 59

### Copper tubes with reinforcing sheath

- TUBOL® CRP 60
- BITUBE® CRP 61

### Formed aluminium foil tubes with reinforcing sheath

- TUBOL® ALU 62
- BITUBE® ALU 63



Zone Industrielle 63600 AMBERT - France  
Tel. + 33 (0)4 73 82 44 36  
e-mail: [plastub@omerin.com](mailto:plastub@omerin.com)

[www.plastub.fr](http://www.plastub.fr)

## SILICONE ELASTOMER EXTRUDED TUBES, WITH REINFORCING BRAID

# REINFORCED TUBES

### SILITUBE® SI70TPCC

Silicone tube 70 Shore A with textile braid - food grade



#### Description

Silicone elastomer extruded tube, polyester fibre braid, impregnated

#### Applications

Pressurised transport of food grade liquids, alcohols, acids, steam

#### Fields

Electrical appliances, medical, agriculture

#### General characteristics

- Very flexible
- Food grade tube
- Resistance to pressure
- Good resistance to aggressive fluids, steam, alcohols and acids
- Good resistance to dynamic fatigue

#### Technical data

- Standard: \* FDA-approved material: 21 CFR 177.2600, European regulation 1935/2004, European pharmacopeia section 3.1.9
- Tube approved for food contact as per the specifications of standard NF EN 1186, decree of 25/11/1992 as well as European regulations 1935/2004 and 10/2011.
- Temperature of use: **-40 to +150°C**
  - Recommended connection: nipple with lug clamp or band clamp

#### Options (contact us)

- Other diameters
- Cut to lengths
- Other packaging
  - Other braids
- Other qualities of interior tubes

Nominal internal diameter (mm)	Diameter on braid (mm)	Bending radius* (mm)	Operating pressure* (bar)	Burst pressure* (bar)	Nominal linear weight (g/m)	Standard packaging Roll (m)
4,4	8,3	20	20	100	44	100
5,5	10,2	25	18	60	64	100
8	12,2	50	12	37	74	100

Standard tolerances: refer to pages 115 to 118.

#### Variant

SILITUBE® SI50TPSC  
Silicone tube 50 Shore A  
Textile braid



Zone Industrielle 63600 AMBERT - France  
Tel. + 33 (0)4 73 82 44 36  
e-mail: [plastub@omerin.com](mailto:plastub@omerin.com)

[www.plastub.fr](http://www.plastub.fr)

The information given in this technical data sheet is indicative and subject to change without prior notice. As the conditions of use and the environment in which the product is used cannot be fully covered in our design work, PLASTUB shall not assume liability for any incidents in the event of inappropriate use and/or not carried out according to best practices and applicable standards.

To ensure optimal use of our products, we recommend full tests in real-life situations.

To this end, our sales department is on hand to supply samples and/or to examine the conditions of comprehensive testing in our laboratories.

© Registered trademark of PLASTUB. Drawings and photos are not contractual. Reproduction is prohibited without the prior agreement of PLASTUB.

# SILICONE ELASTOMER EXTRUDED TUBES, WITH REINFORCING BRAID

# REINFORCED TUBES

## SILITUBE® SITST

Silicone tube 70 Shore A reinforced translucent Food grade



### Description

Silicone elastomer extruded tube, with interior polyester fibre reinforcement

### Applications

Pressurised transport of food grade liquids, alcohols, acids, steam

### Fields

Electrical appliances, medical, agriculture

### General characteristics

- Flexible
- Smooth external surface
- Food grade
- Resistance to pressure and temperature
- Good resistance to aggressive fluids, alcohols and acids

### Technical data

- Standard: \* FDA-approved material: 21 CFR 177.2600, European regulation 1935/2004, European pharmacopeia section 3.1.9
- Temperature of use: **-60 to +180°C**
- Recommended connection: nipple with lug clamp or band clamp

### Options (contact us)

- Other diameters
- Other braids
- Other solid colours

Nominal internal diameter (mm)	Nominal outside diameter (mm)	Bending radius* (mm)	Operating pressure* (bar)	Burst pressure* (bar)	Nominal linear weight (g/m)	Standard packaging Roll (m)
6	12	40	15	45	125	50
8	14,5	45	13	40	150	50
9,5	16	50	12	36	175	25
12,7	20	65	10	30	240	25
16	24,5	80	8	24	330	25
19	28	90	7	21	415	25
25,4	34,5	120	5	15	515	10

Standard tolerances: refer to pages 115 to 118.

\*Values provided for information purposes for an ambient temperature of 23°C.

### Variant

SILITUBE® SITST P  
Silicone tube 70 ShA reinforced  
USP class VI  
(platinum-cured)

The information given in this technical data sheet is indicative and subject to change without prior notice. As the conditions of use and the environment in which the product is used cannot be fully covered in our design work, PLASTUB shall not assume liability for any incidents in the event of inappropriate use and/or not carried out according to best practices and applicable standards.

To ensure optimal use of our products, we recommend full tests in real-life situations.

To this end, our sales department is on hand to supply samples and/or to examine the conditions of comprehensive testing in our laboratories.

© Registered trademark of PLASTUB. Drawings and photos are not contractual. Reproduction is prohibited without the prior agreement of PLASTUB.



Zone Industrielle 63600 AMBERT - France

Tel. + 33 (0)4 73 82 44 36

e-mail: [plastub@omerin.com](mailto:plastub@omerin.com)

[www.plastub.fr](http://www.plastub.fr)

# SILICONE ELASTOMER EXTRUDED TUBES, WITH REINFORCING BRAID

# REINFORCED TUBES

## SILITUBE® SITIA

Silicone tube with stainless steel braid, food grade



### Description

Silicone elastomer extruded tube, stainless steel wire braid

### Applications

Pressurised transport of food grade liquids, alcohols, acids, steam

### Fields

Electrical appliances, agriculture

### General characteristics

- Flexible
- Food grade
- Resistance to pressure and temperature
- Good resistance to aggressive fluids, alcohols and acids

### Technical data

- Standard: \* FDA-approved material: 21 CFR 177.2600, European regulation 1935/2004, European pharmacopeia section 3.1.9
- Tube approved for food contact as per the specifications of decree of 25/11/1992 as well as European regulations 13935/2004 and 10/2011.
- Temperature of use: **-60 to +180°C**
  - AISI 304 stainless steel braid
  - Recommended connection: nipple with low-pressure crimping ferrule

### Options (contact us)

- Other diameters
- Other packaging
- Sheathed versions
  - Other braids
- Hoses fitted with crimped connectors
- Other qualities of interior tubes

Nominal internal diameter (mm)	Diameter on braid (mm)	Bending radius* (mm)	Operating pressure* (bar)	Burst pressure* (bar)	Nominal linear weight (g/m)	Standard packaging Roll (m)
4	8	30	42	120	65	100
6	10,5	40	37	110	100	100
8	12,8	55	37	110	135	50
10	14,8	75	35	105	170	50
12	17,8	85	27	80	220	50
15	21,8	145	26	75	340	25
20	28	220	22	65	420	25
25	33	320	17	50	640	25

Standard tolerances: refer to pages 115 to 118.

\*Values provided for information purposes for an ambient temperature of 23°C.



Zone Industrielle 63600 AMBERT - France  
Tel. + 33 (0)4 73 82 44 36  
e-mail: [plastub@omerin.com](mailto:plastub@omerin.com)

[www.plastub.fr](http://www.plastub.fr)

The information given in this technical data sheet is indicative and subject to change without prior notice. As the conditions of use and the environment in which the product is used cannot be fully covered in our design work, PLASTUB shall not assume liability for any incidents in the event of inappropriate use and/or not carried out according to best practices and applicable standards.

To ensure optimal use of our products, we recommend full tests in real-life situations.

To this end, our sales department is on hand to supply samples and/or to examine the conditions of comprehensive testing in our laboratories.

© Registered trademark of PLASTUB. Drawings and photos are not contractual. Reproduction is prohibited without the prior agreement of PLASTUB.

## SILICONE ELASTOMER EXTRUDED TUBES, WITH REINFORCING BRAID

# REINFORCED TUBES

### SILITUBE® SITIG

Silicone tube with stainless steel braid



#### Description

Silicone elastomer extruded tube, stainless steel wire braid

#### Applications

Pressurised transport of chemically aggressive fluids

#### Fields

Miscellaneous industries, industrial vehicles

#### General characteristics

- Flexible
- Resistance to pressure and temperature
- Improved resistance to hydrocarbon vapours

#### Technical data

- Temperature of use: **-60 to +180°C**
  - AISI 304 stainless steel braid
  - Recommended connection: nipple with low-pressure crimping ferrule

#### Options (contact us)

- Other diameters
- Other packaging
- Sheathed versions
  - Other braids
- Hoses fitted with crimped connectors
- Other qualities of interior tubes

Nominal internal diameter (mm)	Diameter on braid (mm)	Bending radius* (mm)	Operating pressure* (bar)	Burst pressure* (bar)	Nominal linear weight (g/m)	Standard packaging Roll (m)
4	8	30	42	120	70	100
6	10,5	40	37	110	110	100
8	12,8	55	37	110	150	50
10	14,8	75	35	105	190	50
12	17,8	85	27	80	240	50
15	21,8	145	26	75	374	25
20	28	220	22	65	460	25
25	33	320	17	50	700	25

Standard tolerances: refer to pages 115 to 118.

\*Values provided for information purposes for an ambient temperature of 23°C.



Zone Industrielle 63600 AMBERT - France

Tel. + 33 (0)4 73 82 44 36

e-mail: [plastub@omerin.com](mailto:plastub@omerin.com)

[www.plastub.fr](http://www.plastub.fr)

The information given in this technical data sheet is indicative and subject to change without prior notice. As the conditions of use and the environment in which the product is used cannot be fully covered in our design work, PLASTUB shall not assume liability for any incidents in the event of inappropriate use and/or not carried out according to best practices and applicable standards.

To ensure optimal use of our products, we recommend full tests in real-life situations.

To this end, our sales department is on hand to supply samples and/or to examine the conditions of comprehensive testing in our laboratories.

© Registered trademark of PLASTUB. Drawings and photos are not contractual. Reproduction is prohibited without the prior agreement of PLASTUB.

**THERMOPLASTIC OR SPECIAL POLYMER  
EXTRUDED TUBES WITH REINFORCING BRAID**

**REINFORCED  
TUBES**

**STARFLEX® NG**

**Nitrile rubber tube with  
galvanised braid**



**Description**

Nitrile rubber extruded tube,  
galvanised steel wire braid

**Applications**

Pressurised transfer and backflow  
of hydrocarbons, gases, oils, greases

**Fields**

Miscellaneous industries, automobile,  
petrochemicals

**General characteristics**

- Very good resistance to hydrocarbons  
and gases
- Resistance to pressure

**Technical data**

- Temperature of use: **-20 to +90°C**
- Recommended connection:  
nipple with low-pressure crimping ferrule

**Precautions for use**

- Do not use in humid atmospheres
- Do not heat insulate

**Options (contact us)**

- Other diameters
- Other packaging
- Sheathed versions
  - Other braids
- Hoses fitted with crimped connectors
- Other qualities of interior tubes

Nominal internal diameter  (mm)	Diameter on braid  (mm)	Bending radius*  (mm)	Operating pressure*  (bar)	Burst pressure*  (bar)	Nominal linear weight  (g/m)	Standard packaging Roll  (m)
4	8,3	35	42	127	70	100
6	10,5	40	37	112	80	100
8	12,8	48	37	112	125	100
10	14,8	60	35	106	150	50
12	17,8	72	27	81	200	50
15	21,8	88	26	78	310	25
20	28,2	112	22	66	400	25
25	33,2	140	17	51	550	25

Standard tolerances: refer to pages 115 to 118.

\*Values provided for information purposes for an ambient temperature of 23°C.

**Variant**

STARFLEX® NI

Nitrile rubber tube with stainless steel braid



Zone Industrielle 63600 AMBERT - France  
Tel. + 33 (0)4 73 82 44 36  
e-mail: [plastub@omerin.com](mailto:plastub@omerin.com)

[www.plastub.fr](http://www.plastub.fr)

The information given in this technical data sheet is indicative and subject to change without prior notice. As the conditions of use and the environment in which the product is used cannot be fully covered in our design work, PLASTUB shall not assume liability for any incidents in the event of inappropriate use and/or not carried out according to best practices and applicable standards.

To ensure optimal use of our products, we recommend full tests in real-life situations.

To this end, our sales department is on hand to supply samples and/or to examine the conditions of comprehensive testing in our laboratories.

© Registered trademark of PLASTUB. Drawings and photos are not contractual. Reproduction is prohibited without the prior agreement of PLASTUB.

# THERMOPLASTIC OR SPECIAL POLYMER EXTRUDED TUBES WITH REINFORCING BRAID

# REINFORCED TUBES

## STARFLEX® EI

### EPDM tube with stainless steel braid



#### Description

EPDM rubber extruded tube,  
stainless steel wire braid

#### Applications

Pressurised transport of potable water

#### Fields

Miscellaneous industries, sanitary, agriculture

#### General characteristics

- Excellent resistance to corrosion and ageing
- Resistance to pressure

#### Technical data

- Standard: ACS, WRAS, CSTB
- Temperature of use: **-20 to +90°C**
- AISI 304 stainless steel braid
- Recommended connection: nipple with low-pressure crimping ferrule

#### Options (contact us)

- Other diameters
- Other packaging
- Sheathed versions
  - Other braids
- Hoses fitted with crimped connectors
- Other qualities of interior tubes

Nominal internal diameter (mm)	Diameter on braid (mm)	Bending radius* (mm)	Operating pressure* (bar)	Burst pressure* (bar)	Nominal linear weight (g/m)	Standard packaging Roll (m)
6	10	40	16	110	85	25 or 50
8,5	12	48	16	110	120	25 or 50
9,5	14	60	16	110	150	25 or 50
12	18	72	16	90	243	25 or 50
15	22	88	16	80	335	25 or 50
20	28	112	10	60	510	20 or 40
26	35	140	10	45	755	30
33	43	170	6	40	1 010	20
40	50	390	6	30	1 085	20
50	61	490	6	30	1 340	10

Standard tolerances: refer to pages 115 to 118.

\*Values provided for information purposes for an ambient temperature of 23°C.

#### Variant

STARFLEX® ET  
EPDM tube with textile braid



Zone Industrielle 63600 AMBERT - France

Tel. + 33 (0)4 73 82 44 36

e-mail: [plastub@omerin.com](mailto:plastub@omerin.com)

[www.plastub.fr](http://www.plastub.fr)

The information given in this technical data sheet is indicative and subject to change without prior notice. As the conditions of use and the environment in which the product is used cannot be fully covered in our design work, PLASTUB shall not assume liability for any incidents in the event of inappropriate use and/or not carried out according to best practices and applicable standards.

To ensure optimal use of our products, we recommend full tests in real-life situations.

To this end, our sales department is on hand to supply samples and/or to examine the conditions of comprehensive testing in our laboratories.

© Registered trademark of PLASTUB. Drawings and photos are not contractual. Reproduction is prohibited without the prior agreement of PLASTUB.

# THERMOPLASTIC OR SPECIAL POLYMER EXTRUDED TUBES WITH REINFORCING BRAID

# REINFORCED TUBES

## STARFLEX® NPN

### Reinforced nitrile rubber tube



#### Description

Nitrile rubber extruded tube, with interior polyester fibre reinforcement

#### Applications

Pressurised transfer and backflow of hydrocarbons, gases, oils, greases

#### Fields

Miscellaneous industries, automobile, petrochemicals

#### General characteristics

- Very good resistance to hydrocarbons and gases
- Smooth external surface
- Resistance to pressure

#### Technical data

- Standard: 1TE as per EN 854
- Temperature of use: **-40 to +70°C**
- Recommended connection: nipple with lug clamp or band clamp

Nominal internal diameter (mm)	Nominal outside diameter (mm)	Bending radius* (mm)	Operating pressure* (bar)	Burst pressure* (bar)	Nominal linear weight (g/m)	Standard packaging Roll (m)
4,6	10,8	35	25	100	130	100
6,4	12,4	45	25	100	150	100
7,9	13,9	65	20	80	170	40
9,5	15,5	75	20	80	190	40
12,7	18,7	90	16	64	210	40
15,9	22,9	115	16	64	310	20
19	26	135	12	32	330	20

Standard tolerances: refer to pages 115 to 118.

\*Values provided for information purposes for an ambient temperature of 23°C.



Zone Industrielle 63600 AMBERT - France  
Tel. + 33 (0)4 73 82 44 36  
e-mail: [plastub@omerin.com](mailto:plastub@omerin.com)

[www.plastub.fr](http://www.plastub.fr)

The information given in this technical data sheet is indicative and subject to change without prior notice. As the conditions of use and the environment in which the product is used cannot be fully covered in our design work, PLASTUB shall not assume liability for any incidents in the event of inappropriate use and/or not carried out according to best practices and applicable standards.

To ensure optimal use of our products, we recommend full tests in real-life situations.

To this end, our sales department is on hand to supply samples and/or to examine the conditions of comprehensive testing in our laboratories.

© Registered trademark of PLASTUB. Drawings and photos are not contractual. Reproduction is prohibited without the prior agreement of PLASTUB.



# THERMOPLASTIC OR SPECIAL POLYMER EXTRUDED TUBES WITH REINFORCING BRAID

# REINFORCED TUBES

## STARFLEX® PEXI

PEX tube with stainless steel braid



### Description

Cross-linked polyethylene extruded tube, stainless steel wire braid

### Applications

Pressurised transport of potable water, compressed air

### Fields

Miscellaneous industries, sanitary, agriculture

### General characteristics

- Excellent resistance to corrosion and ageing
  - Resistance to pressure

### Technical data

- Standard: DVGW - KTW-A and GW - W 270, ACS, WRAS
  - Temperature of use: **-20 to +90°C**
    - AISI 304 stainless steel braid
    - Recommended connection: nipple with low-pressure crimping ferrule

### Options (contact us)

- Other diameters
- Other packaging
- Sheathed versions
  - Other braids
- Hoses fitted with crimped connectors
  - Other qualities of interior tubes

Nominal internal diameter (mm)	Diameter on braid (mm)	Bending radius* (mm)	Operating pressure* (bar)	Burst pressure* (bar)	Nominal linear weight (g/m)	Standard packaging
6	10	30	10	110	110	On request
8	12,2	35	10	110	160	On request
9,9	14	50	10	110	185	On request
12,7	17	65	10	30	300	On request

Standard tolerances: refer to pages 115 to 118.

\*Values provided for information purposes for an ambient temperature of 23°C.

The information given in this technical data sheet is indicative and subject to change without prior notice. As the conditions of use and the environment in which the product is used cannot be fully covered in our design work, PLASTUB shall not assume liability for any incidents in the event of inappropriate use and/or not carried out according to best practices and applicable standards.

To ensure optimal use of our products, we recommend full tests in real-life situations.

To this end, our sales department is on hand to supply samples and/or to examine the conditions of comprehensive testing in our laboratories.

© Registered trademark of PLASTUB. Drawings and photos are not contractual. Reproduction is prohibited without the prior agreement of PLASTUB.



Zone Industrielle 63600 AMBERT - France

Tel. + 33 (0)4 73 82 44 36

e-mail: [plastub@omerin.com](mailto:plastub@omerin.com)

[www.plastub.fr](http://www.plastub.fr)

# THERMOPLASTIC OR SPECIAL POLYMER EXTRUDED TUBES WITH REINFORCING BRAID

# REINFORCED TUBES

## STARFLEX® PTFE

PTFE tube with stainless steel braid, food grade



### Description

Polytetrafluoroethylene extruded tube, stainless steel wire braid

### Applications

Pressurised transport of chemically aggressive fluids, gas

### Fields

Medical, pharmaceutical, agriculture, laboratory, cosmetics

### General characteristics

- Exceptional chemical resistance
  - Longevity
  - Food grade
- Temperature resistance
- Very good resistance to pressure
  - Steam cleaning possible

### Technical data

- Standard: \* Tube material FDA-approved 21 CFR 177.1550
- Temperature of use: **-200 to +250°C**
  - AISI 304 stainless steel braid
  - Recommended connection: nipple with high-pressure crimping ferrule

### Options (contact us)

- Other diameters
- Other packaging
- Sheathed versions
  - Other braids
- Hoses fitted with crimped connectors
- Other qualities of interior tubes

Nominal internal diameter (mm)	Nominal internal diameter (inch)	Diameter on braid (mm)	Bending radius* (mm)	Operating pressure* (bar)	Burst pressure* (bar)	Nominal linear weight (g/m)	Standard packaging
6,5	1/4	9	75	224	672	90	On request
8	5/16	11	100	207	621	140	On request
10	3/8	13	133	183	552	150	On request
13	1/2	16	152	161	483	250	On request
16	5/8	19	178	114	345	290	On request
19	3/4	22	203	103	310	240	On request
26	1	29	305	80	241	460	On request

Standard tolerances: refer to pages 115 to 118.

\*Values provided for information purposes for an ambient temperature of 23°C.



Zone Industrielle 63600 AMBERT - France  
Tel. + 33 (0)4 73 82 44 36  
e-mail: [plastub@omerin.com](mailto:plastub@omerin.com)

[www.plastub.fr](http://www.plastub.fr)

The information given in this technical data sheet is indicative and subject to change without prior notice. As the conditions of use and the environment in which the product is used cannot be fully covered in our design work, PLASTUB shall not assume liability for any incidents in the event of inappropriate use and/or not carried out according to best practices and applicable standards.

To ensure optimal use of our products, we recommend full tests in real-life situations.

To this end, our sales department is on hand to supply samples and/or to examine the conditions of comprehensive testing in our laboratories.

© Registered trademark of PLASTUB. Drawings and photos are not contractual. Reproduction is prohibited without the prior agreement of PLASTUB.

# THERMOPLASTIC OR SPECIAL POLYMER EXTRUDED TUBES WITH REINFORCING BRAID AND SHEATH

# REINFORCED TUBES

## TUBOL® STGP

TPE tube with galvanised  
braid , PVC sheath



### Description

EPDM rubber extruded tube,  
galvanised steel wire braid,  
polyvinyl chloride sheath

### Applications

Pressurised transport of  
compressed air, lubricant

### Fields

Maintenance, control, process,  
instrumentation

### General characteristics

- Good resistance to oils and gases
  - Very flexible
- Smooth external surface
- Resistance to pressure

### Technical data

- Temperature of use: **-20 to +70°C**
  - Sheath: PLASTUB® GS crystal
  - Recommended connection:  
nipple with lug clamp or band clamp

### Options (contact us)

- Other diameters
- Other packaging
- Surface marking
  - Other braids
- Hoses fitted with crimped connectors
  - Other qualities of interior tubes
- Other qualities of external sheaths

Nominal internal diameter (mm)	Diameter on braid (mm)	External diameter on sheath (mm)	Bending radius* (mm)	Operating pressure* (bar)	Burst pressure* (bar)	Nominal linear weight (g/m)
4	8,3	10,3	35	42	127	95
6	10	12	40	37	112	120
8	12,8	14,8	48	37	112	180

Nominal internal diameter (mm)	Standard packaging		Markings (black)
	Roll (m)	Drum (m)	
4	100	800	TUBOL® STGP 4 + BATCH No.
6	100	600	TUBOL® STGP 6 + BATCH No.
8	100	400	TUBOL® STGP 8 + BATCH No.

Standard tolerances: refer to pages 115 to 118.

\*Values provided for information purposes for an ambient temperature of 23°C.



Zone Industrielle 63600 AMBERT - France

Tel. + 33 (0)4 73 82 44 36

e-mail: [plastub@omerin.com](mailto:plastub@omerin.com)

[www.plastub.fr](http://www.plastub.fr)

The information given in this technical data sheet is indicative and subject to change without prior notice. As the conditions of use and the environment in which the product is used cannot be fully covered in our design work, PLASTUB shall not assume liability for any incidents in the event of inappropriate use and/or not carried out according to best practices and applicable standards.

To ensure optimal use of our products, we recommend full tests in real-life situations.

To this end, our sales department is on hand to supply samples and/or to examine the conditions of comprehensive testing in our laboratories.

© Registered trademark of PLASTUB. Drawings and photos are not contractual. Reproduction is prohibited without the prior agreement of PLASTUB.

# THERMOPLASTIC OR SPECIAL POLYMER EXTRUDED TUBES WITH REINFORCING BRAID AND SHEATH

# REINFORCED TUBES

## TUBOL® STIP

TPE tube with stainless steel braid, PVC sheath



### Description

EPDM rubber extruded tube, stainless steel wire braid, polyvinyl chloride sheath

### Applications

Pressurised transport of compressed air, lubricant

### Fields

Maintenance, control, process, instrumentation

### General characteristics

- Good resistance to oils and gases
  - Very flexible
- Smooth external surface
- Resistance to pressure

### Technical data

- Temperature of use: **-20 to +70°C**
  - AISI 304 stainless steel braid
  - Sheath: PLASTUB® GS crystal
  - Recommended connection: nipple with lug clamp or band clamp

### Options (contact us)

- Other diameters
- Other packaging
- Surface marking
  - Other braids
- Hoses fitted with crimped connectors
  - Other qualities of interior tubes
- Other qualities of external sheaths

Nominal internal diameter (mm)	Diameter on braid (mm)	External diameter on sheath (mm)	Bending radius* (mm)	Operating pressure* (bar)	Burst pressure* (bar)	Nominal linear weight (g/m)
4	8,3	10,3	35	42	127	95
6	10	12	40	37	112	120
8	12,8	14,8	48	37	112	180

Nominal internal diameter (mm)	Standard packaging		Markings (black)
	Roll (m)	Drum (m)	
4	100	800	TUBOL® STIP 4 + BATCH No.
6	100	600	TUBOL® STIP 6 + BATCH No.
8	100	400	TUBOL® STIP 8 + BATCH No.

Standard tolerances: refer to pages 115 to 118.

\*Values provided for information purposes for an ambient temperature of 23°C.



Zone Industrielle 63600 AMBERT - France  
Tel. + 33 (0)4 73 82 44 36  
e-mail: [plastub@omerin.com](mailto:plastub@omerin.com)

[www.plastub.fr](http://www.plastub.fr)

# THERMOPLASTIC OR SPECIAL POLYMER EXTRUDED TUBES WITH REINFORCING BRAID AND SHEATH

# REINFORCED TUBES

## TUBOL® NGP

Nitrile rubber tube with  
galvanised braid, PVC sheath



### Description

Nitrile rubber extruded tube,  
galvanised steel wire braid,  
polyvinyl chloride sheath

### Applications

Pressurised transport of  
compressed air, lubricant

### Fields

Maintenance, control, process,  
instrumentation

### General characteristics

- Good resistance to oils and gases
  - Very flexible
- Smooth external surface
- Resistance to pressure

### Technical data

- Temperature of use: **-20 to +70°C**
  - Sheath: PLASTUB® GS crystal
  - Recommended connection:  
nipple with lug clamp or band clamp

### Options (contact us)

- Other diameters
- Other packaging
- Surface marking
  - Other braids
- Hoses fitted with crimped connectors
  - Other qualities of interior tubes
- Other qualities of external sheaths

Nominal internal diameter  (mm)	Diameter on braid  (mm)	External diameter on sheath  (mm)	Bending radius*  (mm)	Operating pressure*  (bar)	Burst pressure*  (bar)	Nominal linear weight  (g/m)
10	14,8	16,8	60	35	106	210
12	17,8	19,8	72	27	81	270
15	21,8	23,8	88	26	78	400

Nominal internal diameter  (mm)	Standard packaging		Markings  (black)
	Roll  (m)	Drum  (m)	
10	50	300	TUBOL® NGP 10 + BATCH No.
12	50	200	TUBOL® NGP 12 + BATCH No.
15	25	150	TUBOL® NGP 15 + BATCH No.

Standard tolerances: refer to pages 115 to 118.

\*Values provided for information purposes for an ambient temperature of 23°C.



Zone Industrielle 63600 AMBERT - France

Tel. + 33 (0)4 73 82 44 36

e-mail: [plastub@omerin.com](mailto:plastub@omerin.com)

[www.plastub.fr](http://www.plastub.fr)

The information given in this technical data sheet is indicative and subject to change without prior notice. As the conditions of use and the environment in which the product is used cannot be fully covered in our design work, PLASTUB shall not assume liability for any incidents in the event of inappropriate use and/or not carried out according to best practices and applicable standards.

To ensure optimal use of our products, we recommend full tests in real-life situations.

To this end, our sales department is on hand to supply samples and/or to examine the conditions of comprehensive testing in our laboratories.

© Registered trademark of PLASTUB. Drawings and photos are not contractual. Reproduction is prohibited without the prior agreement of PLASTUB.

# THERMOPLASTIC OR SPECIAL POLYMER EXTRUDED TUBES WITH REINFORCING BRAID AND SHEATH

# REINFORCED TUBES

## TUBOL® NIP

Nitrile rubber tube with  
stainless steel braid  
PVC sheath



### Description

Nitrile rubber extruded tube,  
stainless steel wire braid,  
polyvinyl chloride sheath

### Applications

Pressurised transport of  
compressed air, lubricant

### Fields

Maintenance, control, process,  
instrumentation

### General characteristics

- Good resistance to oils and gases
  - Flexible
- Smooth external surface
- Resistance to pressure

### Technical data

- Temperature of use: **-20 to +70°C**
  - AISI 304 stainless steel braid
  - Sheath: PLASTUB® GS crystal
  - Recommended connection:  
nipple with lug clamp or band clamp

### Options (contact us)

- Other diameters
- Other packaging
- Surface marking
  - Other braids
- Hoses fitted with crimped connectors
  - Other qualities of interior tubes
  - Other qualities of external sheaths

Nominal internal diameter (mm)	Diameter on braid (mm)	External diameter on sheath (mm)	Bending radius* (mm)	Operating pressure* (bar)	Burst pressure* (bar)	Nominal linear weight (g/m)
10	14,8	16,8	60	35	106	210
12	17,8	19,8	72	27	81	270
15	21,8	23,8	88	26	78	400

Nominal internal diameter (mm)	Standard packaging		Markings (black)
	Roll (m)	Drum (m)	
10	50	300	TUBOL® NIP 10 + BATCH No.
12	50	200	TUBOL® NIP 12 + BATCH No.
15	25	150	TUBOL® NIP 15 + BATCH No.

Standard tolerances: refer to pages 115 to 118.

\*Values provided for information purposes for an ambient temperature of 23°C.



Zone Industrielle 63600 AMBERT - France  
Tel. + 33 (0)4 73 82 44 36  
e-mail: [plastub@omerin.com](mailto:plastub@omerin.com)

[www.plastub.fr](http://www.plastub.fr)

The information given in this technical data sheet is indicative and subject to change without prior notice. As the conditions of use and the environment in which the product is used cannot be fully covered in our design work, PLASTUB shall not assume liability for any incidents in the event of inappropriate use and/or not carried out according to best practices and applicable standards.

To ensure optimal use of our products, we recommend full tests in real-life situations.

To this end, our sales department is on hand to supply samples and/or to examine the conditions of comprehensive testing in our laboratories.


© Registered trademark of PLASTUB. Drawings and photos are not contractual. Reproduction is prohibited without the prior agreement of PLASTUB.

# THERMOPLASTIC OR SPECIAL POLYMER EXTRUDED TUBES WITH REINFORCING BRAID AND SHEATH

# REINFORCED TUBES

## TUBOL® PVC

PVC tube reinforced  
Food grade crystal



### Description

Polyvinyl chloride extruded tube,  
with interior polyester fibre reinforcement

### Applications

Pressurised transport of air, fluids

### Fields

Various industries, agriculture,  
laboratories, paramedical

### General characteristics

- Economical
- Flexible
- Good resistance to acids,  
bases and detergents
- Smooth external surface
- Resistance to pressure

### Technical data

- Standard: Material suitable for food  
contact under certain conditions
- Temperature of use: **-20 to +60°C**
- Standard colour: crystal
- Recommended connection:  
nipple with lug clamp or band clamp

### Options (contact us)

- Other packaging

Nominal internal diameter  (mm)	Nominal outside diameter  (mm)	Bending radius*  (mm)	Operating pressure*  (bar)	Burst pressure*  (bar)	Nominal linear weight  (g/m)	Standard packaging Roll  (m)
6,3	11	50	10	30	84	25
8	13	65	10	30	107	25
10	15	85	10	30	132	25
12,5	18	108	10	30	165	25
16	22	155	10	30	224	25
19	26	195	10	30	306	25
25	33	235	10	30	435	25

Standard tolerances: refer to pages 115 to 118.

\*Values provided for information purposes for an ambient temperature of 23°C.



Zone Industrielle 63600 AMBERT - France

Tel. + 33 (0)4 73 82 44 36

e-mail: [plastub@omerin.com](mailto:plastub@omerin.com)

[www.plastub.fr](http://www.plastub.fr)

The information given in this technical data sheet is indicative and subject to change without prior notice. As the conditions of use and the environment in which the product is used cannot be fully covered in our design work, PLASTUB shall not assume liability for any incidents in the event of inappropriate use and/or not carried out according to best practices and applicable standards.

To ensure optimal use of our products, we recommend full tests in real-life situations.

To this end, our sales department is on hand to supply samples and/or to examine the conditions of comprehensive testing in our laboratories.

© Registered trademark of PLASTUB. Drawings and photos are not contractual. Reproduction is prohibited without the prior agreement of PLASTUB.

# THERMOPLASTIC OR SPECIAL POLYMER EXTRUDED TUBES WITH REINFORCING SHEATH

# REINFORCED TUBES

## TUBOL® PAP PA tube with PVC sheath



### Description

Polyamide extruded and calibrated tube, polyvinyl chloride sheath

### Applications

Pressurised transport of compressed air, lubricant

### Fields

Maintenance, control, process, instrumentation

### General characteristics

- Sparkproof sheath
- Calibrated internal tube
- Good resistance to impacts and abrasion
- Very good UV resistance

### Technical data

- Standard: Internal tube approved as per DIN 74324-1 and DIN 73378
  - Temperature of use: **-20°C to +90°C**
- Tube: PLASTUB® PA translucent or black
  - Sheath: PLASTUB® GR black Non flame-propagating PVC type C2 as per NF C 32070
  - Recommended connection: quick-fit connector

### Options (contact us)

- Other diameters
- Other packaging
- Surface marking
- Other tube and/or sheath colours
- Other qualities of interior tubes
- Other qualities of external sheaths

Nominal internal diameter (mm)	Nominal outside diameter (mm)	External diameter on sheath (mm)	Bending radius* (mm)	Operating pressure* (bar)	Burst pressure* (bar)	Nominal linear weight (g/m)
2,7	4	6	25	23	77	30
4	6	8	30	27	80	48
6	8	10	40	19	58	63
8	10	12	60	15	53	79
10	12	14	100	13	44	94

Nominal internal diameter (mm)	Standard packaging		Markings (black)
	Roll (m)	Drum (m)	
2,7	100	500	TUBOL® PAP 2.7X4 + BATCH No.
4	100	500	TUBOL® PAP 4X6 + BATCH No.
6	100	500	TUBOL® PAP 6X8 + BATCH No.
8	100	500	TUBOL® PAP 8X10 + BATCH No.
10	100	500	TUBOL® PAP 10X12 + BATCH No.

Standard tolerances: refer to pages 115 to 118.

\*Values provided for information purposes for an ambient temperature of 23°C.



Zone Industrielle 63600 AMBERT - France  
Tel. + 33 (0)4 73 82 44 36  
e-mail: [plastub@omerin.com](mailto:plastub@omerin.com)

[www.plastub.fr](http://www.plastub.fr)

The information given in this technical data sheet is indicative and subject to change without prior notice. As the conditions of use and the environment in which the product is used cannot be fully covered in our design work, PLASTUB shall not assume liability for any incidents in the event of inappropriate use and/or not carried out according to best practices and applicable standards.

To ensure optimal use of our products, we recommend full tests in real-life situations.

To this end, our sales department is on hand to supply samples and/or to examine the conditions of comprehensive testing in our laboratories.

© Registered trademark of PLASTUB. Drawings and photos are not contractual. Reproduction is prohibited without the prior agreement of PLASTUB.



# THERMOPLASTIC OR SPECIAL POLYMER EXTRUDED TUBES WITH REINFORCING SHEATH

# REINFORCED TUBES

## TUBOL® PA ATEX PA ATEX® tube with PVC ESD sheath



### Description

Antistatic polyamide extruded and calibrated tube, PVC semi-conductor sheath

### Applications

Pressurised transport of compressed air, lubricant in ATEX environment

### Fields

Maintenance, control, process, instrumentation, petrochemicals

### General characteristics

- Calibrated antistatic internal tube
- Semi-conductor external sleeving
- Good resistance to impacts and abrasion
- Very good UV resistance

### Technical data

- Standard :

Internal tube ATEX sector II G/D

- Surface resistivity :  $10^6 \Omega$

As per IEC62631

External sheath ATEX Sector II G/D

- Surface resistivity :  $10^3 \Omega$

• no electrostatic charge is transferred to the sheath TUBOL® PA ATEX can be used with equipment in groups IIA, IIB, IIC (gases)

IIA, IIB, IIC (dusts))

According to IEC60079-0

Test report LCIE

22012602-800041 et 800042

WARNING These data are only valid if the electrical equipotentiality of the TUBOL® PA ATEX is realized.

- Temperature of use : **-20 à +80°C**
- Tube : PLASTUB® PA ATEX black
- Sheath PLASTUB® PVC ESD noir

- Recommended connection : quick fit connector

### Options (contact us)

- Other diameters
- Other packaging
- Surface marking
- Other qualities of interior tubes
- Other qualities of external sheaths

Nominal internal diameter (mm)	Nominal outside diameter (mm)	External diameter on sheath (mm)	Bending radius* (mm)	Operating pressure* (bar)	Burst pressure* (bar)	Nominal linear weight (g/m)
4	6	8	25	22	67	48
6	8	10	30	16	48	63
8	10	12	40	12	37	79

Nominal internal diameter (mm)	Standard packaging	
	Roll (m)	Drum (m)
4	100	500
6	100	500
8	100	500

Standard tolerances: refer to pages 115 to 118.

\*Values provided for information purposes for an ambient temperature of 23°C.  
Also available in BITUBE® PA ATEX.



Zone Industrielle 63600 AMBERT - France

Tel. + 33 (0)4 73 82 44 36

e-mail: [plastub@omerin.com](mailto:plastub@omerin.com)

[www.plastub.fr](http://www.plastub.fr)

The information given in this technical data sheet is indicative and subject to change without prior notice. As the conditions of use and the environment in which the product is used cannot be fully covered in our design work, PLASTUB shall not assume liability for any incidents in the event of inappropriate use and/or not carried out according to best practices and applicable standards.

To ensure optimal use of our products, we recommend full tests in real-life situations.

To this end, our sales department is on hand to supply samples and/or to examine the conditions of comprehensive testing in our laboratories.

© Registered trademark of PLASTUB. Drawings and photos are not contractual. Reproduction is prohibited without the prior agreement of PLASTUB.

# THERMOPLASTIC OR SPECIAL POLYMER EXTRUDED TUBES WITH REINFORCING SHEATH

# REINFORCED TUBES

## TUBOL® PEP

### HDPE tube with PVC sheath



#### Description

High density polyethylene extruded and calibrated tube, polyvinyl chloride sheath

#### Applications

Pressurised transport of compressed air, lubricant

#### Fields

Maintenance, control, process, instrumentation

#### General characteristics

- Sparkproof sheath
- Calibrated internal tube
- Good resistance to impacts and abrasion
- Very good UV resistance
- Very good chemical resistance

#### Technical data

- Standard: Material suitable for food contact under certain conditions
- Temperature of use: **-15°C to +50°C**
- Tube: PLASTUB® PEHD translucent or black
  - Sheath: PLASTUB® GR black - Non flame-propagating PVC type C2 as per NF C 32070
- Recommended connection: quick-fit connector

#### Options (contact us)

- Other diameters
- Other packaging
- Surface marking
- Other tube and/or sheath colours
- Other qualities of interior tubes
- Other qualities of external sheaths

Nominal internal diameter (mm)	Nominal outside diameter (mm)	External diameter on sheath (mm)	Bending radius* (mm)	Operating pressure* (bar)	Burst pressure* (bar)	Nominal linear weight (g/m)
4	6	8	35	33	100	46
6	8	10	45	23	70	63
8	10	12	72	18	55	77
10	12	14	105	15	45	92

Nominal internal diameter (mm)	Standard packaging	
	Roll (m)	Drum (m)
4	100	500
6	100	500
8	100	500
10	100	500

Standard tolerances: refer to pages 115 to 118.

\*Values provided for information purposes for an ambient temperature of 23°C.



Zone Industrielle 63600 AMBERT - France  
Tel. + 33 (0)4 73 82 44 36  
e-mail: [plastub@omerin.com](mailto:plastub@omerin.com)

[www.plastub.fr](http://www.plastub.fr)

The information given in this technical data sheet is indicative and subject to change without prior notice. As the conditions of use and the environment in which the product is used cannot be fully covered in our design work, PLASTUB shall not assume liability for any incidents in the event of inappropriate use and/or not carried out according to best practices and applicable standards.

To ensure optimal use of our products, we recommend full tests in real-life situations.

To this end, our sales department is on hand to supply samples and/or to examine the conditions of comprehensive testing in our laboratories.

© Registered trademark of PLASTUB. Drawings and photos are not contractual. Reproduction is prohibited without the prior agreement of PLASTUB.

# THERMOPLASTIC OR SPECIAL POLYMER EXTRUDED TUBES WITH REINFORCING SHEATH

# REINFORCED TUBES

## TUBOL® PTFEP

PTFE tube with PVC sheath



### Description

Polytetrafluoroethylene extruded tube,  
polyvinyl chloride sheath

### Applications

Pressurised transport of chemically  
aggressive fluids, gas

### Fields

Medical, pharmaceutical, agriculture,  
laboratory, cosmetics

### General characteristics

- Sparkproof sheath
- Good resistance to impacts and abrasion
- Very good UV resistance
- Excellent chemical resistance

### Technical data

- Standard: \* Tube material FDA-approved 21  
CFR 177 1550
- Temperature of use: **-20 to +90°C**
- Tube: ELASTUB® PTFE translucent
- Sheath: PLASTUB® GR black -  
Non flame-propagating PVC type C2  
as per NF C 32070
- Recommended connection:  
compression tube fittings

### Options (contact us)

- Other diameters
- Other packaging
- Surface marking
- Other tube and/or sheath colours
- Other qualities of interior tubes
- Other qualities of external sheaths

Nominal internal diameter (mm)	Nominal outside diameter (mm)	External diameter on sheath (mm)	Bending radius* (mm)	Operating pressure* (bar)	Burst pressure* (bar)	Nominal linear weight (g/m)
4	6	8	40	15	60	66
6	8	10	60	11	44	89
8	10	12	80	9	36	111
10	12	14	100	8	32	184

Nominal internal diameter (mm)	Standard packaging	
	Roll (m)	Drum (m)
4	100	500
6	100	500
8	100	-
10	100	-

Standard tolerances: refer to pages 115 to 118.

\*Values provided for information purposes for an ambient temperature of 23°C.



Zone Industrielle 63600 AMBERT - France  
Tel. + 33 (0)4 73 82 44 36  
e-mail: [plastub@omerin.com](mailto:plastub@omerin.com)

[www.plastub.fr](http://www.plastub.fr)

The information given in this technical data sheet is indicative and subject to change without prior notice. As the conditions of use and the environment in which the product is used cannot be fully covered in our design work, PLASTUB shall not assume liability for any incidents in the event of inappropriate use and/or not carried out according to best practices and applicable standards.

To ensure optimal use of our products, we recommend full tests in real-life situations.

To this end, our sales department is on hand to supply samples and/or to examine the conditions of comprehensive testing in our laboratories.

© Registered trademark of PLASTUB. Drawings and photos are not contractual. Reproduction is prohibited without the prior agreement of PLASTUB.

## COPPER TUBES WITH REINFORCING SHEATH

# REINFORCED TUBES

### TUBOL® CRP

#### Copper tube with PVC sheath



#### Description

Annealed copper tube, polyvinyl chloride sheath

#### Applications

Pressurised transport of compressed air, lubricant

#### Fields

Maintenance, control, process, instrumentation

#### General characteristics

- Very good resistance to pressure
- External mechanical and chemical resistance

#### Technical data

- Standard: Cu – B1 as per NF EN 12735-2
- Annealed, dust-free, dehydrated, weldless
  - Temperature of use: **-20°C to +90°C**
    - Sheath: PLASTUB® GR red - Non flame-propagating PVC type C2 as per NF C 32070
  - Recommended connection: bicone ring connector

#### Options (contact us)

- Other sheath colours
- Other qualities of external sheaths

Nominal internal diameter (mm)	Nominal outside diameter (mm)	Diameter on PVC sheath (mm)	Bending radius* (mm)	Operating pressure* (bar)	Burst pressure* (bar)	Nominal linear weight (g/m)
4	6	8	48	220	660	171
6	8	10	64	145	435	235
8	10	12	80	110	330	300
10	12	14	96	90	270	365

Nominal internal diameter (mm)	Standard packaging		Markings  (black)
	Roll (m)	Drum	
4	50	On request	TUBOL® CRP 4X6 + BATCH No.
6	50	On request	TUBOL® CRP 6X8 + BATCH No.
8	50	On request	TUBOL® CRP 8X10 + BATCH No.
10	25	On request	TUBOL® CRP 10X12 + BATCH No.

Standard tolerances: refer to pages 115 to 118.

\*Values provided for information purposes for an ambient temperature of 23°C.



Zone Industrielle 63600 AMBERT - France  
Tel. + 33 (0)4 73 82 44 36  
e-mail: [plastub@omerin.com](mailto:plastub@omerin.com)

[www.plastub.fr](http://www.plastub.fr)

The information given in this technical data sheet is indicative and subject to change without prior notice. As the conditions of use and the environment in which the product is used cannot be fully covered in our design work, PLASTUB shall not assume liability for any incidents in the event of inappropriate use and/or not carried out according to best practices and applicable standards.

To ensure optimal use of our products, we recommend full tests in real-life situations.

To this end, our sales department is on hand to supply samples and/or to examine the conditions of comprehensive testing in our laboratories.

© Registered trademark of PLASTUB. Drawings and photos are not contractual. Reproduction is prohibited without the prior agreement of PLASTUB.

## COPPER TUBES WITH REINFORCING SHEATH

# REINFORCED TUBES

### BITUBE® CRP 2 TUBOL® CRP with PVC sheath



#### Description

2 TUBOL® CRP, flat polyvinyl chloride sheath

#### Applications

Pressurised transport of compressed air, lubricant

#### Fields

Maintenance, control, process, instrumentation

#### General characteristics

- Very good resistance to pressure
- External mechanical and chemical resistance

#### Technical data

- Temperature of use: **-20°C to +90°C**
  - Sheath: PLASTUB® GR black - Non flame-propagating PVC type C2 as per NF C 32070
- Recommended connection: bicone ring connector

#### Options (contact us)

- Other sheath colours
- Other qualities of external sheaths

Nominal internal diameter (mm)	Nominal outside diameter (mm)	Form of sheath	Thickness of sheath (mm)	Operating pressure* (bar)	Burst pressure* (bar)	Nominal linear weight (g/m)
4	6	Flat cable	1	220	660	410
6	8	Flat cable	1	145	435	560
8	10	Flat cable	1	110	330	750

Nominal internal diameter (mm)	Standard packaging	
	Roll (m)	Drum
4	50	On request
6	50	On request
8	50	On request

Standard tolerances: refer to pages 115 to 118.

\*Values provided for information purposes for an ambient temperature of 23°C.



Zone Industrielle 63600 AMBERT - France

Tel. + 33 (0)4 73 82 44 36

e-mail: [plastub@omerin.com](mailto:plastub@omerin.com)

[www.plastub.fr](http://www.plastub.fr)

The information given in this technical data sheet is indicative and subject to change without prior notice. As the conditions of use and the environment in which the product is used cannot be fully covered in our design work, PLASTUB shall not assume liability for any incidents in the event of inappropriate use and/or not carried out according to best practices and applicable standards.

To ensure optimal use of our products, we recommend full tests in real-life situations.

To this end, our sales department is on hand to supply samples and/or to examine the conditions of comprehensive testing in our laboratories.

© Registered trademark of PLASTUB. Drawings and photos are not contractual. Reproduction is prohibited without the prior agreement of PLASTUB.

## FORMED ALUMINIUM FOIL TUBES WITH REINFORCING SHEATH

# REINFORCED TUBES

### TUBOL® ALU

Aluminium tape  
with PE sheath



#### Description

Pre-formed aluminium tape with high-density polyethylene sheath

#### Applications

Pressurised transport of compressed air, lubricant

#### Fields

Maintenance, control, process, instrumentation

#### General characteristics

- Tool-free cold forming
- Small bending radius
- Good resistance to atmospheric conditions, hydrocarbons, lubricants and solvents

#### Technical data

- Temperature of use: **-40°C to +80°C**
- Sheath: PLASTUB® PEHD black
- Recommended connection: compression tube fittings

#### Options (contact us)

- Other diameters

Nominal internal diameter (mm)	Nominal outside diameter (mm)	Bending radius* (mm)	Operating pressure* (bar)	Burst pressure* (bar)	Nominal linear weight (g/m)
3,1	6	25	40	120	25
5,1	8	42	33	100	42
6,3	10	45	40	115	57
6,9	10	48	26	80	48
8,13	12	66	30	98	75
8,9	12	70	20	60	64
9,75	14	82	30	98	96
10,8	15	86	20	65	106
10,9	14	90	12	40	79

Nominal internal diameter (mm)	Standard packaging		Markings  (white)
	Roll (m)	Drum	
3,1	100	On request	TUBOL® ALU 3.1X6 + BATCH No.
5,1	100	On request	TUBOL® ALU 5.1X8 + BATCH No.
6,3	100	On request	TUBOL® ALU 6.3X10 + BATCH No.
6,9	100	On request	TUBOL® ALU 6.9X10 + BATCH No.
8,13	100	On request	TUBOL® ALU 8.13X12 + BATCH No.
8,9	100	On request	TUBOL® ALU 8.9X12 + BATCH No.
9,75	100	On request	TUBOL® ALU 9.75X14 + BATCH No.
10,8	100	On request	TUBOL® ALU 10.8X15 + BATCH No.
10,9	100	On request	TUBOL® ALU 10.9X14 + BATCH No.

Standard tolerances: refer to pages 115 to 118.

\*Values provided for information purposes for an ambient temperature of 23°C.



Zone Industrielle 63600 AMBERT - France  
Tel. + 33 (0)4 73 82 44 36  
e-mail: [plastub@omerin.com](mailto:plastub@omerin.com)

[www.plastub.fr](http://www.plastub.fr)

The information given in this technical data sheet is indicative and subject to change without prior notice. As the conditions of use and the environment in which the product is used cannot be fully covered in our design work, PLASTUB shall not assume liability for any incidents in the event of inappropriate use and/or not carried out according to best practices and applicable standards.

To ensure optimal use of our products, we recommend full tests in real-life situations.

To this end, our sales department is on hand to supply samples and/or to examine the conditions of comprehensive testing in our laboratories.

© Registered trademark of PLASTUB. Drawings and photos are not contractual. Reproduction is prohibited without the prior agreement of PLASTUB.

## FORMED ALUMINIUM FOIL TUBES WITH REINFORCING SHEATH

# REINFORCED TUBES

### BITUBE® ALU 2 TUBOL® ALU with PVC sheath



#### Description

2 TUBOL® ALU, flat polyvinyl chloride sheath

#### Applications

Pressurised transport of compressed air, lubricant

#### Fields

Maintenance, control, process, instrumentation

#### General characteristics

- Tool-free cold forming
- Small bending radius
- Good resistance to atmospheric conditions, hydrocarbons, lubricants and solvents

#### Technical data

- Temperature of use: **-15°C to +50°C**
  - Sheath: PLASTUB® GR black - Non flame-propagating PVC type C2 as per NF C 32070
  - Recommended connection: compression tube fittings

#### Options (contact us)

- Other sheath colours
- Other qualities of external sheaths

Nominal internal diameter (mm)	Nominal outside diameter (mm)	Form of sheath	Thickness of sheath (mm)	Operating pressure* (bar)	Burst pressure* (bar)	Nominal linear weight (g/m)
3,1	6	Flat cable	1	40	120	100
5,1	8	Flat cable	1	33	100	149
6,9	10	Flat cable	1	26	80	187
8,9	12	Flat cable	1	20	60	286

Nominal internal diameter (mm)	Standard packaging	
	Roll (m)	Drum
3,1	100	On request
5,1	100	On request
6,9	100	On request
8,9	100	On request

Standard tolerances: refer to pages 115 to 118.

\*Values provided for information purposes for an ambient temperature of 23°C.



Zone Industrielle 63600 AMBERT - France

Tel. + 33 (0)4 73 82 44 36

e-mail: [plastub@omerin.com](mailto:plastub@omerin.com)

[www.plastub.fr](http://www.plastub.fr)

The information given in this technical data sheet is indicative and subject to change without prior notice. As the conditions of use and the environment in which the product is used cannot be fully covered in our design work, PLASTUB shall not assume liability for any incidents in the event of inappropriate use and/or not carried out according to best practices and applicable standards.

To ensure optimal use of our products, we recommend full tests in real-life situations.

To this end, our sales department is on hand to supply samples and/or to examine the conditions of comprehensive testing in our laboratories.

© Registered trademark of PLASTUB. Drawings and photos are not contractual. Reproduction is prohibited without the prior agreement of PLASTUB.

# MULTI-TUBES







### Thermoplastic extruded bi-tubes


- BITUBE® PAP **66**
- BITUBE® PAP ROND **67**
- BITUBE® PAR **68**
- BITUBE® PEP **69**
- BITUBE® PTFEP **70**
- BITUBE® PA + Cables **71**

### Standard multi-tubes

- MULTITUBE® STD **72-73**

### Special multi-tubes

- MULTI-VX® (hybrid assembly) **74-75**



Zone Industrielle 63600 AMBERT - France  
Tel. + 33 (0)4 73 82 44 36  
e-mail: [plastub@omerin.com](mailto:plastub@omerin.com)

[www.plastub.fr](http://www.plastub.fr)

## BITUBE® PAP

### 2 PA tubes with PVC sheath



#### Description

Polyamide extruded and calibrated tube,  
flat polyvinyl chloride sheath

#### Applications

Pressurised transport of  
compressed air, lubricant

#### Fields

Maintenance, control, process,  
instrumentation

#### General characteristics

- Calibrated tubes
- Colour identification
- Sparkproof sheath
- Good resistance to impacts and abrasion
- Very good UV resistance

#### Technical data

- Standard: Internal tube approved as per  
DIN 74324-1 and DIN 73378
- Temperature of use: **-20°C to +90°C**
- Tubes: PLASTUB® PA translucent and black
  - Sheath: PLASTUB® GR black -  
Non flame-propagating PVC type C2  
as per NF C 32070
- Recommended connection:  
quick-fit connector

#### Options (contact us)

- Other diameters
- Other packaging
- Surface marking
- Other tube and/or sheath colours
  - Other qualities of interior tubes
- Other qualities of external sheaths

Nominal internal diameter  (mm)	Nominal outside diameter  (mm)	Form of sheath	Thickness of sleeving  (mm)	Bending radius*  (mm)	Operating pressure*  (bar)	Burst pressure*  (bar)	Nominal linear weight  (g/m)
2,7	4	Flat cable	1	25	23	77	55
4	6	Flat cable	1	30	27	80	92
6	8	Flat cable	1	40	19	58	123
8	10	Flat cable	1	60	15	53	151

Nominal internal diam- eter  (mm)	Standard packaging		Markings  (white)
	Roll	Drum	
2,7	100	500	BITUBE® PAP 2.7X4 + BATCH No.
4	100	500	BITUBE® PAP 4X6 + BATCH No.
6	100	500	BITUBE® PAP 6X8 + BATCH No.
8	100	500	BITUBE® PAP 8X10 + BATCH No.

Standard tolerances: refer to pages 115 to 118.

\*Values provided for information purposes for an ambient temperature of 23°C.

#### Variant

BITUBE® PAP separatex  
2 PA tubes with separate PVC sheaths



Zone Industrielle 63600 AMBERT - France  
Tel. + 33 (0)4 73 82 44 36  
e-mail: [plastub@omerin.com](mailto:plastub@omerin.com)

[www.plastub.fr](http://www.plastub.fr)

The information given in this technical data sheet is indicative and subject to change without prior notice. As the conditions of use and the environment in which the product is used cannot be fully covered in our design work, PLASTUB shall not assume liability for any incidents in the event of inappropriate use and/or not carried out according to best practices and applicable standards.

To ensure optimal use of our products, we recommend full tests in real-life situations.

To this end, our sales department is on hand to supply samples and/or to examine the conditions of comprehensive testing in our laboratories.

© Registered trademark of PLASTUB. Drawings and photos are not contractual. Reproduction is prohibited without the prior agreement of PLASTUB.

# THERMOPLASTIC EXTRUDED BI-TUBES

# MULTI-TUBES

## BITUBE® PAP ROND

2 PA tubes assembled  
with PVC sheath



### Description

Polyamide extruded and calibrated tubes, assembled, round polyvinyl chloride sheath

### Applications

Pressurised transport of compressed air, lubricant

### Fields

Maintenance, control, process, instrumentation

### General characteristics

- Calibrated tubes
- Colour identification
- Good resistance to impacts and abrasion
- Very good UV resistance

### Technical data

- Standard: Internal tubes approved as per DIN 74324-1 and DIN 73378
  - Temperature of use: **-30° to +70°C**
- Tubes: PLASTUB® PA translucent and red
  - Sheath: PLASTUB® PVC33 black
  - Recommended connection: quick-fit connector

### Options (contact us)

- Other diameters
- Other packaging
- Surface marking
- Other tube and/or sheath colours
- Other qualities of interior tubes
- Other qualities of external sheaths

Nominal internal diameter (mm)	Nominal outside diameter (mm)	External diameter on sheath (mm)	Bending radius* (mm)	Operating pressure* (bar)	Burst pressure* (bar)	Nominal linear weight (g/m)
2,7	4	13	20	23	77	90
4	6	17	35	27	80	170
6	8	20,5	45	19	58	260

Nominal internal diameter (mm)	Standard packaging	
	Roll (m)	Drum (m)
2,7	100	500
4	100	500
6	100	500

Standard tolerances: refer to pages 115 to 118.

\*Values provided for information purposes for an ambient temperature of 23°C.



Zone Industrielle 63600 AMBERT - France

Tel. + 33 (0)4 73 82 44 36

e-mail: [plastub@omerin.com](mailto:plastub@omerin.com)

[www.plastub.fr](http://www.plastub.fr)

The information given in this technical data sheet is indicative and subject to change without prior notice. As the conditions of use and the environment in which the product is used cannot be fully covered in our design work, PLASTUB shall not assume liability for any incidents in the event of inappropriate use and/or not carried out according to best practices and applicable standards.

To ensure optimal use of our products, we recommend full tests in real-life situations.

To this end, our sales department is on hand to supply samples and/or to examine the conditions of comprehensive testing in our laboratories.

© Registered trademark of PLASTUB. Drawings and photos are not contractual. Reproduction is prohibited without the prior agreement of PLASTUB.

## **BITUBE® PAR** 2 PAR tubes with HDPE sheath



### Description

Rigid polyamide extruded and calibrated tubes, flat high density polyethylene sheath

### Applications

Pressurised transport of compressed air, lubricants  
Spraying, greasing

### Fields

Maintenance, control, process, instrumentation, petrochemicals

### General characteristics

- Good resistance to impacts and abrasion
  - Very good UV resistance
- Very good chemical resistance
  - Colour identification
- Improved pressure resistance

### Technical data

- Standard: Internal tubes approved as per DIN 73378
- Temperature of use: -15°C to +50°C
- Tubes: PLASTUB® PAR black and red
  - Sheath: PLASTUB® PEHD black
  - Recommended connection: quick-fit connector

### Options (contact us)

- Other diameters
- Other packaging
- Surface marking
- Other tube and/or sheath colours
- Other qualities of interior tubes
- Other qualities of external sheaths

Nominal internal diameter (mm)	Nominal outside diameter (mm)	Form of sheath	Thickness of sheath (mm)	Bending radius* (mm)	Operating pressure* (bar)	Burst pressure* (bar)	Nominal linear weight (g/m)
3	6	Flat cable	1	50	60	267	78
5	8	Flat cable	1	70	64	192	110

Nominal internal diameter (mm)	Standard packaging	
	Roll (m)	Drum (m)
3	100	500
5	100	500

Standard tolerances: refer to pages 115 to 118.

\*Values provided for information purposes for an ambient temperature of 23°C.



Zone Industrielle 63600 AMBERT - France  
Tel. + 33 (0)4 73 82 44 36  
e-mail: [plastub@omerin.com](mailto:plastub@omerin.com)

[www.plastub.fr](http://www.plastub.fr)

The information given in this technical data sheet is indicative and subject to change without prior notice. As the conditions of use and the environment in which the product is used cannot be fully covered in our design work, PLASTUB shall not assume liability for any incidents in the event of inappropriate use and/or not carried out according to best practices and applicable standards.

To ensure optimal use of our products, we recommend full tests in real-life situations.

To this end, our sales department is on hand to supply samples and/or to examine the conditions of comprehensive testing in our laboratories.

© Registered trademark of PLASTUB. Drawings and photos are not contractual. Reproduction is prohibited without the prior agreement of PLASTUB.

# THERMOPLASTIC EXTRUDED BI-TUBES

# MULTI-TUBES

## BITUBE® PEP

2 HDPE tubes  
with PVC sheath



### Description

High density polyethylene extruded tube,  
flat polyvinyl chloride sheath

### Applications

Pressurised transport of  
compressed air, chemical products,  
gas, lubricant

### Fields

Maintenance, control, process,  
instrumentation

### General characteristics

- Sparkproof sheath
- Good resistance to impacts and abrasion
- Very good UV resistance
- Very good chemical resistance
- Colour identification

### Technical data

- Temperature of use: -15°C to +50°C
- Tubes: PLASTUB® HDPE translucent and black
- Sheath: PLASTUB® GR black -  
Non flame-propagating PVC type C2  
as per NF C 32070
- Recommended connection:  
quick-fit connector

### Options (contact us)

- Other diameters
- Other packaging
- Surface marking
- Other tube and/or sheath colours
- Other qualities of interior tubes
- Other qualities of external sheaths

Nominal internal diameter (mm)	Nominal outside diameter (mm)	Form of sheath	Thickness of sheath (mm)	Bending radius* (mm)	Operating pressure* (bar)	Burst pressure* (bar)	Nominal linear weight (g/m)
4	6	Flat cable	1	35	33	100	90
6	8	Flat cable	1	45	23	70	119
8	10	Flat cable	1	72	18	55	147

Nominal internal diameter (mm)	Standard packaging	
	Roll (m)	Drum (m)
4	100	500
6	100	500
8	100	500

Standard tolerances: refer to pages 115 to 118.

\*Values provided for information purposes for an ambient temperature of 23°C.



Zone Industrielle 63600 AMBERT - France

Tel. + 33 (0)4 73 82 44 36

e-mail: [plastub@omerin.com](mailto:plastub@omerin.com)

[www.plastub.fr](http://www.plastub.fr)

The information given in this technical data sheet is indicative and subject to change without prior notice. As the conditions of use and the environment in which the product is used cannot be fully covered in our design work, PLASTUB shall not assume liability for any incidents in the event of inappropriate use and/or not carried out according to best practices and applicable standards.

To ensure optimal use of our products, we recommend full tests in real-life situations.

To this end, our sales department is on hand to supply samples and/or to examine the conditions of comprehensive testing in our laboratories.

© Registered trademark of PLASTUB. Drawings and photos are not contractual. Reproduction is prohibited without the prior agreement of PLASTUB.

# THERMOPLASTIC EXTRUDED BI-TUBES

# MULTI-TUBES

## BITUBE® PTFEP

2 PTFE tubes  
with PVC sheath



### Description

Polytetrafluoroethylene extruded tube,  
flat polyvinyl chloride sheath

### Applications

Pressurised transport of chemically  
aggressive fluids, gas

### Fields

Medical, pharmaceutical, agriculture,  
laboratory, cosmetics

### General characteristics

- Sparkproof sheath
- Good resistance to impacts and abrasion
- Very good UV resistance
- Excellent chemical resistance

### Technical data

- Standard: \* Approved tube material  
FDA 21 CFR 177 1550
- Temperature of use: **-20°C to +90°C**
- Tubes: ELASTUB® PTFE translucent
  - Sheath: PLASTUB® GR black -  
Non flame-propagating PVC type C  
as per NF C 32070
- Recommended connection:  
compression tube fittings

### Options (contact us)

- Other diameters
- Other packaging
- Surface marking
- Other tube and/or sheath colours
- Other qualities of interior tubes
- Other qualities of external sheaths

Nominal internal diameter (mm)	Nominal outside diameter (mm)	Thickness of sheath (mm)	Form of sheath	Bending radius* (mm)	Operating pressure* (bar)	Burst pressure* (bar)	Nominal linear weight (g/m)
4	6	1	Flat cable	40	15	60	128
6	8	1	Flat cable	65	11	44	173
8	10	1	Flat cable	80	9	32	215

Nominal internal diameter (mm)	Standard packaging	
	Roll (m)	Drum (m)
4	100	500
6	100	500
8	100	-

Standard tolerances: refer to pages 115 to 118.

\*Values provided for information purposes for an ambient temperature of 23°C.



Zone Industrielle 63600 AMBERT - France

Tel. + 33 (0)4 73 82 44 36

e-mail: [plastub@omerin.com](mailto:plastub@omerin.com)

[www.plastub.fr](http://www.plastub.fr)

The information given in this technical data sheet is indicative and subject to change without prior notice. As the conditions of use and the environment in which the product is used cannot be fully covered in our design work, PLASTUB shall not assume liability for any incidents in the event of inappropriate use and/or not carried out according to best practices and applicable standards.

To ensure optimal use of our products, we recommend full tests in real-life situations.

To this end, our sales department is on hand to supply samples and/or to examine the conditions of comprehensive testing in our laboratories.


© Registered trademark of PLASTUB. Drawings and photos are not contractual. Reproduction is prohibited without the prior agreement of PLASTUB.

# THERMOPLASTIC EXTRUDED BI-TUBES

# MULTI-TUBES

## BITUBE® PA + Cable

2 PA tubes  
+ cable assembled with  
PVC sheath



### Description

Polyamide extruded and calibrated tubes  
+ cable, assembled,  
round polyvinyl chloride sheath

### Applications

Transport of compressed air  
and control signals

### Fields

Maintenance, control, process,  
instrumentation

### General characteristics

- Calibrated internal tubes
  - Colour identification
- Spiral tube and cable assembly:  
optimised bending radius and flexibility
- Simplification and shorter cabling  
installation times
  - Wide range
- Good UV resistance

### Technical data

- Standard: Internal tubes approved as per  
DIN 74324-1 and DIN 73378
- Temperature of use: **-30 to +70°C**
  - Tubes: PLASTUB® PA
- Sheath: PLASTUB® PVC33 black
  - Recommended connection:  
electrical-pneumatic connector

### Options (contact us)

- Other diameters
- Other packaging
- Surface marking
- Other tube and/or sheath colours
  - Other cables
- Other qualities of interior tubes
- Other qualities of external sheaths

Nominal internal diameter of tubes (mm)	Nominal external diameter of tubes (mm)	Type of cable	External diameter on sheath (mm)	Bending radius (mm)	Operating pressure* (bar)	Burst pressure* (bar)	Nominal linear weight (g/m)
2,7	4	5X0.5² LIYY	12,5	20	33	77	120
4	6	01IP09EGSF	16,5	35	23	80	260
6	8	5G1² H05VV5-F	20,5	45	18	58	370

Nominal internal diameter of tubes (mm)	Standard packaging Drum
2,7	On request
4	On request
6	On request

Standard tolerances: refer to pages 115 to 118.

\*Values provided for information purposes for an ambient temperature of 23°C.



Zone Industrielle 63600 AMBERT - France

Tel. + 33 (0)4 73 82 44 36

e-mail: [plastub@omerin.com](mailto:plastub@omerin.com)

[www.plastub.fr](http://www.plastub.fr)

The information given in this technical data sheet is indicative and subject to change without prior notice. As the conditions of use and the environment in which the product is used cannot be fully covered in our design work, PLASTUB shall not assume liability for any incidents in the event of inappropriate use and/or not carried out according to best practices and applicable standards.

To ensure optimal use of our products, we recommend full tests in real-life situations.

To this end, our sales department is on hand to supply samples and/or to examine the conditions of comprehensive testing in our laboratories.

© Registered trademark of PLASTUB. Drawings and photos are not contractual. Reproduction is prohibited without the prior agreement of PLASTUB.

## MULTITUBE® STD

### PA tubes assembled with sheath



#### Description

Polyamide extruded and calibrated tubes, assembled, spiral form polyvinyl chloride sheath

#### Applications

Pressurised transport of compressed air, lubricant

#### Fields

Maintenance, control, process, instrumentation, industrial vehicles

#### General characteristics

- Calibrated internal tubes
  - Colour identification
  - Spiral tube assembly: optimised bending radius and flexibility
  - Simplification and shorter cabling installation times
    - Wide range
- Good UV resistance

#### Technical data

- Standard: Internal tubes approved as per DIN 74324-1 and DIN 73378
  - Temperature of use: **-20°C to +70°C**
- Tubes: PLASTUB® PA - colours as per plan
  - Sheath: PLASTUB® PVC33 black
    - Recommended connection: pneumatic connector

#### Options (contact us)

- Other diameters
- Other packaging
- Surface marking
- Other tube and/or sheath colours
- Other qualities of interior tubes
- Other qualities of external sheaths

Number of tubes	Nominal internal diameter (mm)	Nominal outside diameter (mm)	Outside diameter on sheath (mm)	Thickness of sheath (mm)	Operating pressure* (bar)	Burst pressure (bar)	Bending radius* (mm)
4	2,7	4	11,5	1	23	77	48
7	2,7	4	14	1	23	77	56
12	2,7	4	19,5	1,5	23	77	78
4	4	6	16,5	1	27	80	66
7	4	6	21	1,5	27	80	84
12	4	6	28	1,5	27	80	112
19	4	6	33	1,5	27	58	132
4	6	8	21,5	1,5	19	58	86
7	6	8	27	1,5	19	58	108
12	6	8	37,5	2	19	58	150

Number of tubes	Nominal internal diameter (mm)	Nominal linear weight (g/m)	Standard packaging		Markings (white)
			Roll (m)	Drum	
4	2,7	77	50	on request	MULTITUBE® 4X2.7X4 + BATCH No.
7	2,7	109	50	on request	MULTITUBE® 7X2.7X4 + BATCH No.
12	2,7	209	25	on request	MULTITUBE® 12X2.7X4 + BATCH No.
4	4	139	50	on request	MULTITUBE® 4X4X6 + BATCH No.
7	4	247	50	on request	MULTITUBE® 7X4X6 + BATCH No.
12	4	377	25	on request	MULTITUBE® 12X4X6 + BATCH No.
19	4	520	25	on request	MULTITUBE® 19X4X6 + BATCH No.
4	6	228	50	on request	MULTITUBE® 4X6X8 + BATCH No.
7	6	334	50	on request	MULTITUBE® 7X6X8 + BATCH No.
12	6	697	25	on request	MULTITUBE® 12X6X8 + BATCH No.

Standard tolerances: refer to pages 115 to 118.

\*Values provided for information purposes for an ambient temperature of 23°C.



Zone Industrielle 63600 AMBERT - France  
Tel. + 33 (0)4 73 82 44 36  
e-mail: [plastub@omerin.com](mailto:plastub@omerin.com)

[www.plastub.fr](http://www.plastub.fr)

The information given in this technical data sheet is indicative and subject to change without prior notice. As the conditions of use and the environment in which the product is used cannot be fully covered in our design work, PLASTUB shall not assume liability for any incidents in the event of inappropriate use and/or not carried out according to best practices and applicable standards.

To ensure optimal use of our products, we recommend full tests in real-life situations.

To this end, our sales department is on hand to supply samples and/or to examine the conditions of comprehensive testing in our laboratories.

© Registered trademark of PLASTUB. Drawings and photos are not contractual. Reproduction is prohibited without the prior agreement of PLASTUB.




Colours

Standard multi-tube 1


1	Natural	11	Red
2	Red	12	Blue
3	Blue	13	Green
4	Green	14	Black
5	Black	15	Dark grey
6	Dark grey	16	Yellow
7	Yellow	17	Orange no. 1
8	Orange	18	Light grey no. 1
9	Light grey	19	Natural (no. 2)
10	Natural (*no. 1)		

\* numbered tubes only for the 19-tube

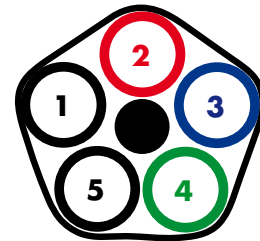
3 tubes



4 tubes



5 tubes



7 tubes



12 tubes



19 tubes



The information given in this technical data sheet is indicative and subject to change without prior notice. As the conditions of use and the environment in which the product is used cannot be fully covered in our design work, PLASTUB shall not assume liability for any incidents in the event of inappropriate use and/or not carried out according to best practices and applicable standards.

To ensure optimal use of our products, we recommend full tests in real-life situations.

To this end, our sales department is on hand to supply samples and/or to examine the conditions of comprehensive testing in our laboratories.

© Registered trademark of PLASTUB. Drawings and photos are not contractual. Reproduction is prohibited without the prior agreement of PLASTUB.



Zone Industrielle 63600 AMBERT - France

Tel. + 33 (0)4 73 82 44 36

e-mail: [plastub@merin.com](mailto:plastub@merin.com)

[www.plastub.fr](http://www.plastub.fr)

**MULTI-VX®**  
PRODUCTION EXAMPLES



**SPEC 0082**

12 PLASTUB® HDPE tubes Ø4x6 clear  
+ 1 telecoms pair, assembled with PLASTUB®  
PVC33 black sheath, stainless steel braid, PLAS-  
TUB® PVC42 black sheath.



**SPEC 0054**

1 PLASTUB® PA tube Ø6x8 translucent  
+ 1 ELASTUB® PFA tube Ø4x6 tube crystal  
+ 1 ELASTUB® PFA tube Ø2x4 crystal,  
assembled, PLASTUB® GR grey spiral  
sheath.



**SPEC 0083**

2 PLASTUB® PA tubes Ø4x6  
+ 3 PLASTUB® PA tubes Ø2.7x4  
+ 1 PLASCORD® 33 rod Ø6, assembled  
with PLASTUB® PVC33 black round sheath.

**Description**

Specific assemblies of different elements:  
electric or traction cables, rods, reinforcing  
fibres, pre-split wire, optical fibre, shielding etc.  
External sheathing on demand

**Applications**

Transport of compressed air  
and control signals

**Fields**

Maintenance, control, process,  
instrumentation

**General characteristics**

- Spiral assembly of elements:  
optimised bending radius  
and flexibility
- Simplification and shorter  
cabling installation times

**Technical data**

- Specific requirements: contact us

**Options (contact us)**



Zone Industrielle 63600 AMBERT - France  
Tel. + 33 (0)4 73 82 44 36  
e-mail: [plastub@omerin.com](mailto:plastub@omerin.com)

[www.plastub.fr](http://www.plastub.fr)

*The information given in this technical data sheet is indicative and subject to change without prior notice. As the conditions of use and the environment in which the product is used cannot be fully covered in our design work, PLASTUB shall not assume liability for any incidents in the event of inappropriate use and/or not carried out according to best practices and applicable standards.*

*To ensure optimal use of our products, we recommend full tests in real-life situations.*

*To this end, our sales department is on hand to supply samples and/or to examine the conditions of comprehensive testing in our laboratories.*

*© Registered trademark of PLASTUB. Drawings and photos are not contractual. Reproduction is prohibited without the prior agreement of PLASTUB.*

**SPECIAL MULTI-TUBES**

# MULTI-TUBES



*The information given in this technical data sheet is indicative and subject to change without prior notice. As the conditions of use and the environment in which the product is used cannot be fully covered in our design work, PLASTUB shall not assume liability for any incidents in the event of inappropriate use and/or not carried out according to best practices and applicable standards.*

*To ensure optimal use of our products, we recommend full tests in real-life situations.*

*To this end, our sales department is on hand to supply samples and/or to examine the conditions of comprehensive testing in our laboratories.*

*© Registered trademark of PLASTUB. Drawings and photos are not contractual. Reproduction is prohibited without the prior agreement of PLASTUB.*



Zone Industrielle 63600 AMBERT - France

Tel. + 33 (0)4 73 82 44 36

e-mail: [plastub@omerin.com](mailto:plastub@omerin.com)

[www.plastub.fr](http://www.plastub.fr)

# SLEEVINGS





### Thermoplastic extruded sleeveings

- PLASTUB® GS 78
- PLASTUB® GR 79
- PLASTUB® GHT 80
- PLASTUB® GHTC 81
- PLASTUB® GTHT 82

### Special polymer extruded sleeveings

- ELASTUB® GST73 83
- ELASTUB® GSTI70 84
- ELASTUB® THERMO POX 85

### Silicone elastomer extruded sleeveings

- SILITUBE® GSI 86
- SILITUBE® GSI811 87

### Fibreglass braided sleeving with silicone coating

- SILIGAINÉ® 15C3 88
- SILITUBE® X 89

### Monofilament braided sleeveings, uncoated

- SILIGAINÉ® TN 90

### Stainless steel wire braided sleeveings

- METALTRESSE® 91



Zone Industrielle 63600 AMBERT - France  
Tel. + 33 (0)4 73 82 44 36  
e-mail: [plastub@omerin.com](mailto:plastub@omerin.com)

[www.plastub.fr](http://www.plastub.fr)

## THERMOPLASTIC EXTRUDED SLEEVINGS

# SLEEVINGS

### PLASTUB® GS

PVC sleeving 84 Shore A  
70°C, crystal



#### Description

Polyvinyl chloride extruded sleeving

#### Applications

Mechanical and electrical protection for cable harnesses

#### Fields

Industrial cabling, miscellaneous industries

#### General characteristics

- Very flexible
- Economical
- Recyclable

#### Technical data

- Standard: NF EN 60684-2
- Temperature of use: **-20°C to +70°C**
  - Dielectric rigidity: 16 Kv/mm
  - Nominal hardness: 84 Shore A as per ISO R 868
- Nominal density: 1.24 as per ISO 1183
  - Tensile strength: >21 Mpa as per ISO R 527
- Elongation at break: >320 % as per ISO R 527
  - Standard colour: crystal

#### Options (contact us)

- Other diameters
- Other solid colours
  - Cut to lengths
- Other packaging
  - Surface marking
- Additives: Anti-UV, antibacterial etc.
  - Pre-split versions

Nominal internal diameter (mm)	Nominal outside diameter (mm)	Nominal thickness (mm)	Nominal linear weight (g/m)	Standard packaging Roll (m)
0,5	1,2	0,35	1	500
1	1,8	0,4	2	500
1,5	2,3	0,4	3	500
2	2,8	0,4	4	500
2	3	0,5	5	500
2,5	3,3	0,4	5	500
3	3,8	0,4	5	500
3	4	0,5	7	500
3,5	4,3	0,4	6	500
4	4,8	0,4	7	500
4	5	0,5	9	500
5	5,8	0,4	8	500
5	6	0,5	11	500
6	6,9	0,45	11	400
7	8	0,5	15	250
8	9	0,5	17	250
9	10	0,5	18	200
10	11	0,5	20	150
11	12	0,5	22	100
13	14,2	0,6	32	100
14	15,2	0,6	34	50
15	16,2	0,6	36	50
16	17,3	0,65	42	50
18	19,5	0,75	55	50
20	22	1	82	50
22	24	1	90	50
24	26	1	97	50
25	27	1	101	50
26	28	1	105	25
28	30	1	113	25
30	32	1	121	25

Standard tolerances: refer to pages 115 to 118.



Zone Industrielle 63600 AMBERT - France  
Tel. + 33 (0)4 73 82 44 36  
e-mail: [plastub@omerin.com](mailto:plastub@omerin.com)

[www.plastub.fr](http://www.plastub.fr)

The information given in this technical data sheet is indicative and subject to change without prior notice. As the conditions of use and the environment in which the product is used cannot be fully covered in our design work, PLASTUB shall not assume liability for any incidents in the event of inappropriate use and/or not carried out according to best practices and applicable standards.

To ensure optimal use of our products, we recommend full tests in real-life situations.

To this end, our sales department is on hand to supply samples and/or to examine the conditions of comprehensive testing in our laboratories.

© Registered trademark of PLASTUB. Drawings and photos are not contractual. Reproduction is prohibited without the prior agreement of PLASTUB.

## THERMOPLASTIC EXTRUDED SLEEVINGS

# SLEEVINGS

### PLASTUB® GR

PVC sleeving 89 Shore A  
90°C, black



#### Description

Polyvinyl chloride extruded sleeving

#### Applications

Mechanical and electrical protection for cable harnesses

#### Fields

Automobile, industrial cabling

#### General characteristics

- Flexible
- Economical
- Anti-spark
- Recyclable

#### Technical data

- Standard: NF EN 60684-2
- Non flame-propagating PVC type C2 as per NF C 32070
- Temperature of use: **-20°C to +90°C**
  - Dielectric rigidity: 16 Kv/mm
  - Combustion speed: 0 m/min as per ISO 3795
- Nominal hardness: 89 Shore A as per ISO R 868
- Nominal density: 1.44 as per ISO 1183
  - Tensile strength: >16 Mpa as per ISO R 527
  - Elongation at break: >290 % as per ISO R 527
  - Standard colour: black

#### Options (contact us)

- Other diameters
- Other solid colours
  - Cut to lengths
- Other packaging
  - Surface marking
- Additives: Anti UV
- Pre-split versions

Nominal internal diameter (mm)	Nominal outside diameter (mm)	Nominal thickness (mm)	Nominal linear weight (g/m)	Standard packaging Roll (m)
0,5	1,2	0,35	1	500
1	1,8	0,4	3	500
1,5	2,3	0,4	3	500
2	2,8	0,4	4	500
2	3	0,5	6	500
2,5	3,3	0,4	5	500
3	3,8	0,4	6	500
3	4	0,5	8	500
3,5	4,3	0,4	7	500
4	4,8	0,4	8	500
4	5	0,5	10	500
5	5,8	0,4	10	500
5	6	0,5	12	500
6	6,9	0,45	13	400
7	8	0,5	17	250
8	9	0,5	19	250
9	10	0,5	21	200
10	11	0,5	24	150
11	12	0,5	26	100
14	15,2	0,6	40	50
15	16,2	0,6	42	50
16	17,3	0,65	49	50
18	19,5	0,75	64	50
20	22	1	95	50
22	24	1	104	50
24	26	1	113	50
25	27	1	118	50
26	28	1	122	25
28	30	1	131	25
30	32	1	140	25

Standard tolerances: refer to pages 115 to 118.



Zone Industrielle 63600 AMBERT - France

Tel. + 33 (0)4 73 82 44 36

e-mail: [plastub@omerin.com](mailto:plastub@omerin.com)

[www.plastub.fr](http://www.plastub.fr)

The information given in this technical data sheet is indicative and subject to change without prior notice. As the conditions of use and the environment in which the product is used cannot be fully covered in our design work, PLASTUB shall not assume liability for any incidents in the event of inappropriate use and/or not carried out according to best practices and applicable standards.

To ensure optimal use of our products, we recommend full tests in real-life situations.

To this end, our sales department is on hand to supply samples and/or to examine the conditions of comprehensive testing in our laboratories.

© Registered trademark of PLASTUB. Drawings and photos are not contractual. Reproduction is prohibited without the prior agreement of PLASTUB.

## THERMOPLASTIC EXTRUDED SLEEVINGS

# SLEEVINGS

### PLASTUB® GHT

PVC sleeving 92 Shore A  
105°C, black



#### Description

Polyvinyl chloride extruded sleeving

#### Applications

Mechanical protection and electrical insulation for cable harnesses

#### Fields

Automobile, industrial cabling

#### General characteristics

- Flexible
- Economical
- Recyclable
- Improved resistance to temperature

#### Technical data

- Standard: NF EN 60684-2
- Temperature of use: **-15°C to +105°C**
  - Dielectric rigidity: 16 Kv/mm
  - Nominal hardness: 92 Shore A as per ISO R 868
- Nominal density: 1.40 as per ISO 1183
  - Tensile strength: >16 Mpa as per ISO R 527
  - Elongation at break: >210 % as per ISO R 527
  - Standard colour: black

#### Options (contact us)

- Other diameters
- Other solid colours
  - Cut to lengths
- Other packaging
- Surface marking
- Additives: Anti UV
- Pre-split versions

Nominal internal diameter (mm)	Nominal outside diameter (mm)	Nominal thickness (mm)	Nominal linear weight (g/m)	Standard packaging Roll (m)
0,5	1,2	0,35	1	500
1	1,8	0,4	2	500
1,5	2,3	0,4	3	500
2	2,8	0,4	4	500
2	3	0,5	5	500
2,5	3,3	0,4	5	500
3	3,8	0,4	6	500
3	4	0,5	8	500
3,5	4,3	0,4	7	500
4	4,9	0,45	9	500
4	5	0,5	10	500
5	5,8	0,4	9	500
5	6	0,5	12	500
6	6,9	0,45	13	400
7	8	0,5	16	250
8	9	0,5	19	250
9	10	0,5	21	200
10	11	0,5	23	150
11	12	0,5	25	100
12	13,1	0,55	30	100
13	14,2	0,6	36	100
14	15,2	0,6	39	50
15	16,2	0,6	41	50
16	17,3	0,65	48	50
18	19,5	0,75	62	50
20	22	1	92	50
22	24	1	101	50
24	26	1	110	50
25	27	1	114	50
26	28	1	119	25
28	30	1	127	25
30	32	1	136	25

Standard tolerances: refer to pages 115 to 118.

#### Variant

PLASTUB® GHTT  
PVC sleeving 85 Shore A / 105°C  
translucent



Zone Industrielle 63600 AMBERT - France  
Tel. + 33 (0)4 73 82 44 36  
e-mail: [plastub@omerin.com](mailto:plastub@omerin.com)

[www.plastub.fr](http://www.plastub.fr)

The information given in this technical data sheet is indicative and subject to change without prior notice. As the conditions of use and the environment in which the product is used cannot be fully covered in our design work, PLASTUB shall not assume liability for any incidents in the event of inappropriate use and/or not carried out according to best practices and applicable standards.

To ensure optimal use of our products, we recommend full tests in real-life situations.

To this end, our sales department is on hand to supply samples and/or to examine the conditions of comprehensive testing in our laboratories.

© Registered trademark of PLASTUB. Drawings and photos are not contractual. Reproduction is prohibited without the prior agreement of PLASTUB.



## THERMOPLASTIC EXTRUDED SLEEVINGS

# SLEEVINGS

### PLASTUB® GHTC PVC sleeving 78 Shore A 105°C, black



#### Description

Polyvinyl chloride extruded sleeving

#### Applications

Mechanical and electrical protection for cable harnesses

#### Fields

Automobile, industrial cabling

#### General characteristics

- Very flexible
- Economical
- Recyclable
- Improved resistance at low temperature

#### Technical data

- Standard: NF EN 60684-2
- Temperature of use: **-35°C to +105°C**
  - Dielectric rigidity: 16 Kv/mm
  - Nominal hardness: 78 Shore A as per ISO R 868
- Nominal density: 1.37 as per ISO 1183
  - Tensile strength: >14 Mpa as per ISO R 527
  - Elongation at break: >320 % as per ISO R 527
  - Standard colour: black

#### Options (contact us)

- Other diameters
- Other solid colours
  - Cut to lengths
- Other packaging
- Surface marking
- Additives: Anti UV
- Pre-split versions

Nominal internal diameter (mm)	Nominal outside diameter (mm)	Nominal thickness (mm)	Nominal linear weight (g/m)	Standard packaging Roll (m)
0,5	1,2	0,35	1	500
1	1,8	0,4	2	500
1,5	2,3	0,4	3	500
2	2,8	0,4	4	500
2	3	0,5	5	500
2,5	3,3	0,4	5	500
3	3,8	0,4	6	500
3	4	0,5	8	500
3,5	4,3	0,4	7	500
4	4,9	0,45	9	500
4	5	0,5	10	500
5	5,8	0,4	9	500
5	6	0,5	12	500
6	6,9	0,45	12	400
7	8	0,5	16	250
8	9	0,5	18	250
9	10	0,5	20	200
10	11	0,5	23	150
11	12	0,5	25	100
12	13,1	0,55	30	100
13	14,2	0,6	35	100
14	15,2	0,6	38	50
15	16,2	0,6	40	50
16	17,3	0,65	47	50
18	19,5	0,75	60	50
20	22	1	90	50
22	24	1	99	50
24	26	1	108	50
25	27	1	112	50
26	28	1	116	25
28	30	1	125	25
30	32	1	133	25

Standard tolerances: refer to pages 115 to 118.



Zone Industrielle 63600 AMBERT - France

Tel. + 33 (0)4 73 82 44 36

e-mail: [plastub@omerin.com](mailto:plastub@omerin.com)

[www.plastub.fr](http://www.plastub.fr)

The information given in this technical data sheet is indicative and subject to change without prior notice. As the conditions of use and the environment in which the product is used cannot be fully covered in our design work, PLASTUB shall not assume liability for any incidents in the event of inappropriate use and/or not carried out according to best practices and applicable standards.

To ensure optimal use of our products, we recommend full tests in real-life situations.

To this end, our sales department is on hand to supply samples and/or to examine the conditions of comprehensive testing in our laboratories.

© Registered trademark of PLASTUB. Drawings and photos are not contractual. Reproduction is prohibited without the prior agreement of PLASTUB.

## THERMOPLASTIC EXTRUDED SLEEVINGS

# SLEEVINGS

### PLASTUB® GTHT PVC sleeving 85 Shore A 125°C, black



#### Description

Polyvinyl chloride extruded sleeving

#### Applications

Mechanical and electrical protection for cable harnesses

#### Fields

Automobile, industrial cabling

#### General characteristics

- Recyclable
- Improved resistance to temperature
- Technical data**
  - Standard: NF EN 60684-2
  - Temperature of use: **-40°C to +125°C**
  - Dielectric rigidity: 16 Kv/mm
  - Nominal hardness: 85 Shore A as per ISO R 868
- Nominal density: 1.22 as per ISO 1183
  - Tensile strength: >18 Mpa as per ISO R 527
- Elongation at break: >320 % as per ISO R 527
  - Standard colour: black

#### Options (contact us)

- Other diameters
- Other solid colours
  - Cut to lengths
- Other packaging
- Surface marking
- Pre-split versions

Nominal internal diameter (mm)	Nominal outside diameter (mm)	Nominal thickness (mm)	Nominal linear weight (g/m)	Standard packaging Roll (m)
0,5	1,2	0,35	1	500
1	1,8	0,4	2	500
1,5	2,3	0,4	3	500
2	2,8	0,4	4	500
2	3	0,5	5	500
2,5	3,3	0,4	4	500
3	3,8	0,4	5	500
3	4	0,5	7	500
3,5	4,3	0,4	6	500
4	4,9	0,45	8	500
4	5	0,5	9	500
5	5,8	0,4	8	500
5	6	0,5	11	500
6	6,9	0,45	11	400
7	8	0,5	14	250
8	9	0,5	16	250
9	10	0,5	18	200
10	11	0,5	20	150
11	12	0,5	22	100
12	13,1	0,55	26	100
13	14,2	0,6	31	100
14	15,2	0,6	34	50
15	16,2	0,6	36	50
16	17,3	0,65	41	50
18	19,5	0,75	54	50
20	22	1	80	50
22	24	1	88	50
24	26	1	96	50
25	27	1	100	50
26	28	1	103	25
28	30	1	111	25
30	32	1	119	25

Standard tolerances: refer to pages 115 to 118.



Zone Industrielle 63600 AMBERT - France  
Tel. + 33 (0)4 73 82 44 36  
e-mail: [plastub@omerin.com](mailto:plastub@omerin.com)

[www.plastub.fr](http://www.plastub.fr)

The information given in this technical data sheet is indicative and subject to change without prior notice. As the conditions of use and the environment in which the product is used cannot be fully covered in our design work, PLASTUB shall not assume liability for any incidents in the event of inappropriate use and/or not carried out according to best practices and applicable standards.

To ensure optimal use of our products, we recommend full tests in real-life situations.

To this end, our sales department is on hand to supply samples and/or to examine the conditions of comprehensive testing in our laboratories.

© Registered trademark of PLASTUB. Drawings and photos are not contractual. Reproduction is prohibited without the prior agreement of PLASTUB.

## SPECIAL POLYMER EXTRUDED SLEEVINGS

# SLEEVINGS

### ELASTUB® GST73

TPE sleeving 78 Shore A  
125°C, black



#### Description

SANTOPRENE® type  
polymer extruded sleeving

#### Applications

Mechanical and electrical  
protection for cable harnesses

#### Fields

Automobile, industrial cabling

#### General characteristics

- Resistant to high temperatures
- Excellent weather resistance
- Recyclable

#### Technical data

- Standard: Approved material UL94 HB  
thickness 1 mm FMV SS 302  
(equiv. NF ISO 3795)
- Temperature of use: **-40°C to +125°C**
  - Dielectric rigidity: 18 Kv/mm
  - Nominal hardness: 78 Shore A  
as per ISO R 868
- Nominal density: 0.98 as per ISO 1183
  - Tensile strength: >8.3 Mpa  
as per ISO 37
- Elongation at break: >375 % as per ISO 37
  - Standard colour: black

#### Options (contact us)

- Other diameters
- Other solid colours
  - Cut to lengths
- Other packaging
- Fire-retardant versions

Nominal internal diameter (mm)	Nominal outside diameter (mm)	Nominal thickness (mm)	Nominal linear weight (g/m)	Standard packaging Roll (m)
2	3	0,5	4	500
3	4	0,5	5	500
4	5	0,5	7	500
5	6	0,5	8	500
6	7	0,5	10	400
7	8	0,5	12	250
8	9	0,5	13	250
9	10	0,5	15	200
10	12	1	34	150
11	13	1	37	100
12	14	1	40	100
13	15	1	43	100
14	16	1	46	50
15	17	1	49	50
16	18	1	52	50
18	20	1	58	50
20	22	1	65	50

Standard tolerances: refer to pages 115 to 118.

#### Variant

ELASTUB® GST87  
TPE sleeving 93 Shore A / 125 °C  
black

The information given in this technical data sheet is indicative and subject to change without prior notice. As the conditions of use and the environment in which the product is used cannot be fully covered in our design work, PLASTUB shall not assume liability for any incidents in the event of inappropriate use and/or not carried out according to best practices and applicable standards.

To ensure optimal use of our products, we recommend full tests in real-life situations.

To this end, our sales department is on hand to supply samples and/or to examine the conditions of comprehensive testing in our laboratories.

© Registered trademark of PLASTUB. Drawings and photos are not contractual. Reproduction is prohibited without the prior agreement of PLASTUB.



Zone Industrielle 63600 AMBERT - France

Tel. + 33 (0)4 73 82 44 36

e-mail: [plastub@omerin.com](mailto:plastub@omerin.com)

[www.plastub.fr](http://www.plastub.fr)

## SPECIAL POLYMER EXTRUDED SLEEVINGS

# SLEEVINGS

### ELASTUB® GSTI70

TPE sleeving 75 Shore A  
125°C, black, fire-retardant



#### Description

SANTOPRENE® type  
polymer extruded sleeving

#### Applications

Mechanical and electrical  
protection for cable harnesses

#### Fields

Automobile, industrial cabling

#### General characteristics

- Fire-retardant
- Resistant to high temperatures
- Excellent weather resistance
- Recyclable

#### Technical data

- Standard: Approved material UL94 V0  
thickness  $\geq 1.5$  mm,  
UL94 V2 thickness 1 mm
- Oxygen index: 26 % as per ISO 45089-2
- Temperature of use: -40°C to +125°C
  - Dielectric rigidity: 18 Kv/mm
  - Nominal hardness: 75 Shore A  
as per ISO R 868
- Nominal density: 1.22 as per ISO 1183
- Tensile strength:  $>8.7$  Mpa as per ISO 37
- Elongation at break:  $>520$  % as per ISO 37
  - Standard colour: black

#### Options (contact us)

- Other diameters
- Other solid colours
  - Cut to lengths
- Other packaging

Nominal internal diameter (mm)	Nominal outside diameter (mm)	Nominal thickness (mm)	Nominal linear weight (g/m)	Standard packaging Roll (m)
2	3	0,5	5	500
3	4	0,5	7	500
4	5	0,5	9	500
5	6	0,5	11	500
6	7	0,5	12	400
7	8	0,5	14	250
8	9	0,5	16	250
9	10	0,5	18	200
10	12	1	42	150
11	13	1	46	100
12	14	1	50	100
13	15	1	54	100
14	16	1	57	50
15	17	1	61	50
16	18	1	65	50
18	20	1	73	50
20	22	1	80	50

Standard tolerances: refer to pages 115 to 118.

#### Variant

ELASTUB® GSTI80  
TPE sleeving 86 Shore A / 125°C  
black



Zone Industrielle 63600 AMBERT - France  
Tel. + 33 (0)4 73 82 44 36  
e-mail: [plastub@omerin.com](mailto:plastub@omerin.com)

[www.plastub.fr](http://www.plastub.fr)

The information given in this technical data sheet is indicative and subject to change without prior notice. As the conditions of use and the environment in which the product is used cannot be fully covered in our design work, PLASTUB shall not assume liability for any incidents in the event of inappropriate use and/or not carried out according to best practices and applicable standards.

To ensure optimal use of our products, we recommend full tests in real-life situations.

To this end, our sales department is on hand to supply samples and/or to examine the conditions of comprehensive testing in our laboratories.

© Registered trademark of PLASTUB. Drawings and photos are not contractual. Reproduction is prohibited without the prior agreement of PLASTUB.

## SPECIAL POLYMER EXTRUDED SLEEVINGS

### ELASTUB® THERMO POX

Polyolefin heat-shrink sleeving, 135°C, black



#### Description

Polyolefin extruded sleeving, irradiated

#### Applications

Mechanical and electrical protection for cable harnesses, identification

#### Fields

Automobile, industrial cabling, modelling

#### General characteristics

- Dimensionally adaptable
- Self-extinguishing

#### Technical data

- Standard: NF EN 60684-2, UL 224 VW-1
- Temperature of use: **-55°C to +135°C**
  - Dielectric rigidity: 19 Kv/mm as per ASTM D2671
- Nominal density: 1.02 as per ASTM D792
  - Tensile strength: >11 Mpa as per ASTM D638
  - Elongation at break: >200 % as per ASTM D638
  - Standard colour: black
  - Shrinkage coefficient: 2/1
- Shrinkage temperature: **+90°C**

#### Options (contact us)

- Other diameters
- Other shrinkage coefficients
- Other solid colours
  - Cut to lengths
- Other packaging
- Surface marking

Nominal internal diameter before shrinkage (mm)	Nominal internal diameter before shrinkage (inches)	Nominal internal diameter after shrinkage (mm)	Nominal thickness after shrinkage (mm)	Nominal linear weight (g/m)	Standard packaging Roll (m)
1,6	1/16	0,8	0,45	3	150
3,2	1/8	1,6	0,5	6	150
4,8	3/16	2,4	0,5	11	75
6,4	1/4	3,2	0,65	13	75
9,5	3/8	4,8	0,65	17	75
12,7	1/2	6,4	0,65	25	50
19	3/4	9,5	0,75	42	30
25,4	1	12,7	0,9	60	30
38	1 1/2	19	1	93	30
51	2	25,4	1,15	102	30
76	3	38,1	1,25	266	15
102	4	51	1,4	360	15

Standard tolerances: refer to pages 115 to 118.

#### Variant

ELASTUB® THERMO PTFE  
PTFE heat-shrink sleeving 260°C  
translucent

The information given in this technical data sheet is indicative and subject to change without prior notice. As the conditions of use and the environment in which the product is used cannot be fully covered in our design work, PLASTUB shall not assume liability for any incidents in the event of inappropriate use and/or not carried out according to best practices and applicable standards.

To ensure optimal use of our products, we recommend full tests in real-life situations.

To this end, our sales department is on hand to supply samples and/or to examine the conditions of comprehensive testing in our laboratories.

© Registered trademark of PLASTUB. Drawings and photos are not contractual. Reproduction is prohibited without the prior agreement of PLASTUB.



Zone Industrielle 63600 AMBERT - France

Tel. + 33 (0)4 73 82 44 36

e-mail: [plastub@merin.com](mailto:plastub@merin.com)

[www.plastub.fr](http://www.plastub.fr)

## SILITUBE® GSI

Silicone sleeving 70 Shore A  
230°C, translucent



### Description

Silicone elastomer extruded sleeving

### Applications

Mechanical and electrical protection for cable harnesses, identification

### Fields

Automobile, industrial cabling

### General characteristics

- Flexible and elastic
- Resistant to very high temperatures
- Dielectric strength
- Slow combustion
- Excellent weather resistance
- Water-repellent
- Halogen-free

### Technical data

- Standard: NF EN 60684-2, IEC 60684-3-121 to 124
- Temperature of use: **-80°C to +230°C**
  - Dielectric rigidity: 20 Kv/mm
  - Nominal hardness: 70 Shore A as per DIN 53505
- Nominal density: 1.19 as per ISO 1183
  - Tensile strength: >10 Mpa as per DIN 53504 S1
  - Elongation at break: >400 % as per DIN 53504 S1
- Standard colour: translucent

### Options (contact us)

- Other diameters
- Other solid colours
- Cut to lengths
- Other packaging

Nominal internal diameter (mm)	Nominal outside diameter (mm)	Nominal thickness (mm)	Nominal linear weight (g/m)	Standard packaging	
				Reel (m)	Roll (m)
0,5	1,2	0,35	1	4x250	-
0,8	1,6	0,4	2	4x250	-
1	1,8	0,4	2	4x250	-
1,5	2,3	0,4	3	4x250	-
1,7	2,5	0,4	3	4x250	-
2	3	0,5	5	4x250	-
2,5	3,5	0,5	6	4x250	-
3	4	0,5	7	-	100
4	5	0,5	8	-	100
4,5	5,5	0,5	9	-	100
5	6	0,5	10	-	100
6	7	0,5	12	-	100
7	8	0,5	14	-	100
8	9	0,5	16	-	100
9	10	0,5	18	-	100
10	11	0,5	20	-	100
12	13,2	0,6	28	-	100
14	15,2	0,6	33	-	50
16	18	1	64	-	50
18	20	1	71	-	50
20	22	1	78	-	25
22	24	1	86	-	25
24	26	1	93	-	25
26	28	1	101	-	25
28	30	1	108	-	25
31,7	34,9	1,6	206	-	25
38,1	41,3	1,6	240	-	20
44,5	48,5	2	351	-	20
50,8	54,9	2,05	408	-	20
54	58	2	422	-	20
96	100	2	739	-	10

Standard tolerances: refer to pages 115 to 118.

### Variant

SILITUBE® GSITHT  
Silicone sleeving 70 Shore A / 250°C black



Zone Industrielle 63600 AMBERT - France

Tel. + 33 (0)4 73 82 44 36

e-mail: [plastub@omerin.com](mailto:plastub@omerin.com)

[www.plastub.fr](http://www.plastub.fr)

The information given in this technical data sheet is indicative and subject to change without prior notice. As the conditions of use and the environment in which the product is used cannot be fully covered in our design work, PLASTUB shall not assume liability for any incidents in the event of inappropriate use and/or not carried out according to best practices and applicable standards.

To ensure optimal use of our products, we recommend full tests in real-life situations.

To this end, our sales department is on hand to supply samples and/or to examine the conditions of comprehensive testing in our laboratories.

© Registered trademark of PLASTUB. Drawings and photos are not contractual. Reproduction is prohibited without the prior agreement of PLASTUB.

# SILICONE ELASTOMER EXTRUDED SLEEVINGS

# SLEEVINGS

## SILITUBE® GSI811

Silicon sleeving 68 Shore A  
200°C, grey-blue



### Description

Silicone elastomer extruded sleeving

### Applications

Mechanical and electrical protection for cable harnesses

### Fields

Rail industry

### General characteristics

- Flexible and elastic
- Resistant to very high temperatures
- Dielectric strength
- Fire / smoke classification
- Excellent weather resistance
- Water-repellent and anti-adhesive

### Technical data

- Standard: Blend approved I2-F1 as per NF F 16-101 and STM-S-001/C
- Oxygen index: 34,7 % as per ISO 45089-2
- Temperature of use: **-80°C to +200°C**
  - Dielectric rigidity: 20 Kv/mm
  - Nominal hardness: 68 Shore A as per DIN 53505
- Nominal density: 1.20 as per ISO 1183
- Tensile strength: >8 Mpa as per ISO 37
- Elongation at break: >350 % as per ISO 37
  - Standard colour: grey-blue

### Options (contact us)

- Other diameters
- Cut to lengths
- Other packaging

Nominal internal diameter (mm)	Nominal outside diameter (mm)	Nominal thickness (mm)	Nominal linear weight (g/m)	Standard packaging Roll (m)
7	11	2	68	50
8	12	2	75	50
12	17	2,5	137	50
12,7	15,1	1,2	63	55
15	21	3	204	25
15,9	18,4	1,25	80	55
19	21,4	1,2	91	55
31,7	34,9	1,6	206	43
38,1	41,3	1,6	240	22
44,5	48,5	2	351	22
50,8	54,9	2,05	408	22
54	58	2	422	22
96	100	2	739	10

Standard tolerances: refer to pages 115 to 118.



Zone Industrielle 63600 AMBERT - France  
Tel. + 33 (0)4 73 82 44 36  
e-mail: [plastub@omerin.com](mailto:plastub@omerin.com)

[www.plastub.fr](http://www.plastub.fr)

## FIBREGLASS BRAIDED SLEEVING WITH SILICONE COATING

# SLEEVINGS

### SILIGAINÉ® 15C3

Silicone fibreglass sleeving  
250°C



#### Description

Fibreglass braided sleeving  
with silicone elastomer coating

#### Applications

Mechanical and electrical  
protection for cable harnesses

#### Fields

Automobile, electrical and  
electronic construction

#### General characteristics

- Flexible
- Resistant to very high temperatures
  - Good flame resistance
  - Self-extinguishing
- Excellent weather resistance
  - Halogen-free

#### Technical data

- Standard: NF EN 60684-2,  
IEC 60684-3 part 401
- Temperature of use: **-60°C to +250°C**
- Dielectric rigidity: >3 Kv/mm
- Standard colour: brick red
- Peak temperature: **+300°C**

#### Options (contact us)

- Other solid colours
  - Cut to lengths
- Other dielectric rigidities
- Other coatings

Nominal internal diameter (mm)	Nominal thickness (mm)	Nominal linear weight (g/m)	Standard packaging Roll (m)
0,5	0,2	2	200
0,8	0,2	3	200
1	0,2	3	100
1,5	0,2	5	100
2	0,2	6	100
2,5	0,2	7	100
3	0,2	8	100
3,5	0,2	10	100
4	0,3	11	100
4,5	0,3	13	100
5	0,3	14	100
6	0,3	18	100
7	0,3	21	100
8	0,3	25	100
9	0,3	29	100
10	0,4	33	100
12	0,4	55	100
14	0,4	77	100
16	0,4	93	50
18	0,4	112	50
20	0,4	134	50
22	0,4	158	50
25	0,4	197	50
30	0,4	267	25
35	0,4	327	25
40	0,4	389	25

#### Variant

SILITUBE® GSITHT  
Silicone sleeving 70 Shore A  
/ 250°C black



Zone Industrielle 63600 AMBERT - France  
Tel. + 33 (0)4 73 82 44 36  
e-mail: [plastub@omerin.com](mailto:plastub@omerin.com)

[www.plastub.fr](http://www.plastub.fr)

*The information given in this technical data sheet is indicative and subject to change without prior notice. As the conditions of use and the environment in which the product is used cannot be fully covered in our design work, PLASTUB shall not assume liability for any incidents in the event of inappropriate use and/or not carried out according to best practices and applicable standards.*

*To ensure optimal use of our products, we recommend full tests in real-life situations.*

*To this end, our sales department is on hand to supply samples and/or to examine the conditions of comprehensive testing in our laboratories.*

© Registered trademark of PLASTUB. Drawings and photos are not contractual. Reproduction is prohibited without the prior agreement of PLASTUB.



## FIBREGLASS BRAIDED SLEEVING WITH SILICONE COATING

# SLEEVINGS

### SILITUBE® X

Fire-retardant mineral fibre  
sleeving with silicone coating  
260°C



#### Description

Mineral fibre braided sleeving  
with silicone elastomer coating

#### Applications

Thermal protection and against  
incandescent projections

#### Fields

Glassworks, foundries, steel making etc.

#### General characteristics

- Flexible
- Resistant to very high temperatures
- Good resistance to flames and  
incandescent projections
  - Fire-retardant
- Excellent weather resistance
- Asbestos-free

#### Technical data

- Standard: Inspired by American aeronautical  
standards SAE.AS1055 and AS1072,  
NF F 16-101, IEC 60695-2-10 and  
IEC 60695-2-11, UNI CEI 11170-3,  
NF EN 45545-2
- Temperature of use: **-60°C to +260°C**
  - Standard colour: brick red
- Peak temperature: 30 min at **+800°C**,  
15 min at **+1100°C**, 1 min at **+1500°C**

#### Options (contact us)

- Cut to lengths

Nominal internal diameter (mm)	Nominal internal diameter (inch)	Nominal thickness (mm)	Nominal linear weight (g/m)	Standard packaging
8	5/16"	4	120	on request
10	3/8"	4	140	on request
13	1/2"	4	200	on request
16	5/8"	4	220	on request
19	3/4"	4	240	on request
22	7/8"	4	260	on request
25	1"	4	290	on request
32	1" 1/4	4	380	on request
38	1" 1/2	4	440	on request
45	1" 3/4	4	490	on request
51	2"	4	540	on request
57	2" 1/4	4	600	on request
64	2" 1/2	4	680	on request
76	3"	4	880	on request
89	3" 1/2	4	960	on request
102	4"	4	1,170	on request

*The flexibility and extra wall thickness of the SILITUBE® X negates the need to indicate tolerances on the internal diameter.*



Zone Industrielle 63600 AMBERT - France  
Tel. + 33 (0)4 73 82 44 36  
e-mail: [plastub@omerin.com](mailto:plastub@omerin.com)

[www.plastub.fr](http://www.plastub.fr)

The information given in this technical data sheet is indicative and subject to change without prior notice. As the conditions of use and the environment in which the product is used cannot be fully covered in our design work, PLASTUB shall not assume liability for any incidents in the event of inappropriate use and/or not carried out according to best practices and applicable standards.

To ensure optimal use of our products, we recommend full tests in real-life situations.

To this end, our sales department is on hand to supply samples and/or to examine the conditions of comprehensive testing in our laboratories.

© Registered trademark of PLASTUB. Drawings and photos are not contractual. Reproduction is prohibited without the prior agreement of PLASTUB.

## MONOFILAMENT BRAIDED SLEEVINGS, UNCOATED

# SLEEVINGS

### SILIGAINÉ® TN Polyester sleeving 150°C



#### Description

Monofilament polyester fibre braided sleeving

#### Applications

Mechanical protection for cable harnesses

#### Fields

Automobile, industrial cabling

#### General characteristics

- Expandable.
- Good resistance to abrasion and cuts
- Excellent resistance to humidity and mould

#### Technical data

- Standard: NF EN 60684-3 parts 340 to 342
- Temperature of use: **-50°C to +150°C**
- Peak temperature: **+175°C**

#### Options (contact us)

- Other solid colours
- Cut to lengths

Nominal internal diameter (mm)	Minimum internal diameter (mm)	Maximum internal diameter (mm)	Standard packaging Roll (m)
3	1	6	100
4	2	7	100
5	3	9	100
6	4	11	100
8	5	13	100
10	6	17	100
12	8	21	50
15	10	24	50
20	13	28	50
25	14	36	50
30	17	43	50
40	25	60	25
50	35	75	25

*The extreme flexibility of SILIGAINÉ® negates any need to show tolerances on the internal diameter.*

#### Variant

SILIGAINÉ® TPA  
Polyamide sleeving 100°C



Zone Industrielle 63600 AMBERT - France  
Tel. + 33 (0)4 73 82 44 36  
e-mail: [plastub@omerin.com](mailto:plastub@omerin.com)

[www.plastub.fr](http://www.plastub.fr)

*The information given in this technical data sheet is indicative and subject to change without prior notice. As the conditions of use and the environment in which the product is used cannot be fully covered in our design work, PLASTUB shall not assume liability for any incidents in the event of inappropriate use and/or not carried out according to best practices and applicable standards.*

*To ensure optimal use of our products, we recommend full tests in real-life situations.*

*To this end, our sales department is on hand to supply samples and/or to examine the conditions of comprehensive testing in our laboratories.*

*© Registered trademark of PLASTUB. Drawings and photos are not contractual. Reproduction is prohibited without the prior agreement of PLASTUB.*

## STAINLESS STEEL WIRE BRAIDED SLEEVINGS

# SLEEVINGS

### METALTRESSE® Metallic sleeving



#### Description

Stainless steel wire braided sleeving

#### Applications

Thermal protection and against incandescent projections, shielding

#### Fields

Glassworks, foundries, steel making, electrical industries

#### General characteristics

- Expandable.
- Excellent mechanical strength

#### Technical data

- Specific requirements: contact us

#### Options (contact us)

- Other diameters
- Other packaging
- Other braid qualities

Nominal internal diameter (mm)	Wire diameter (mm)	Nominal linear weight (mm)	Standard packaging
8 - 10	0,2	57	on request
10 - 12	0,2	69	on request
12 - 14	0,2	82	on request
14 - 16	0,25	118	on request
16 - 20	0,25	141	on request
20 - 30	0,25	196	on request
30 - 40	0,25	234	on request

*The flexibility of METALTRESSE® negates any need to show tolerances on the internal diameter.*



Zone Industrielle 63600 AMBERT - France

Tel. + 33 (0)4 73 82 44 36

e-mail: [plastub@omerin.com](mailto:plastub@omerin.com)

[www.plastub.fr](http://www.plastub.fr)

*The information given in this technical data sheet is indicative and subject to change without prior notice. As the conditions of use and the environment in which the product is used cannot be fully covered in our design work, PLASTUB shall not assume liability for any incidents in the event of inappropriate use and/or not carried out according to best practices and applicable standards.*

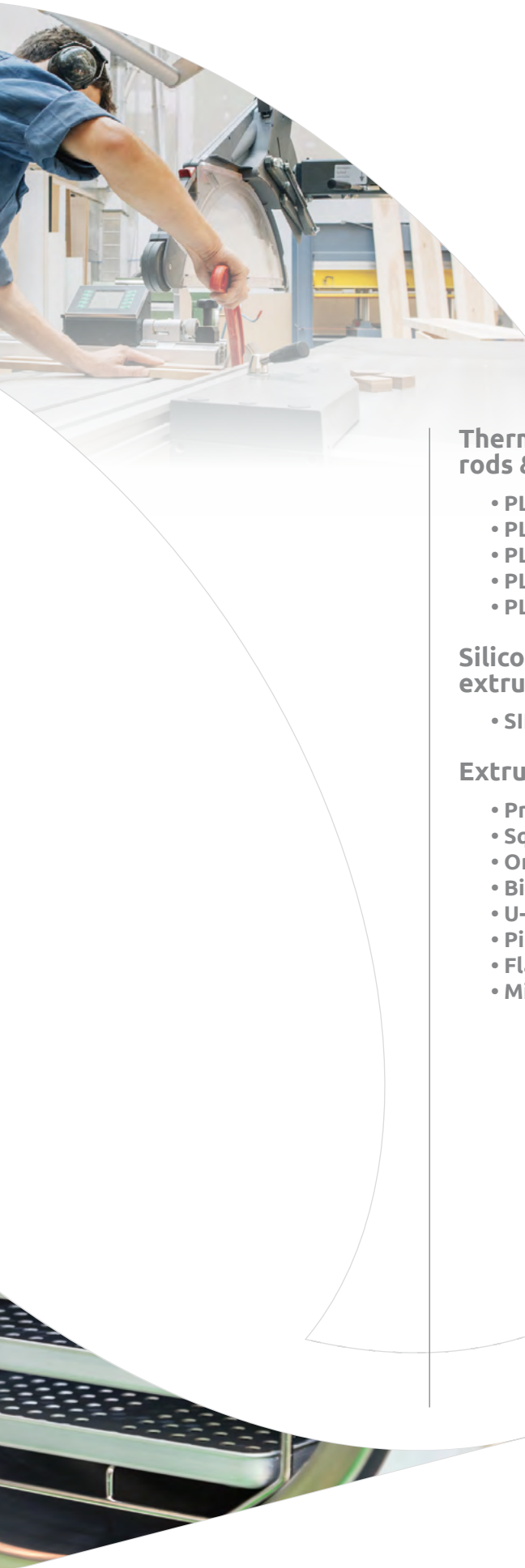
*To ensure optimal use of our products, we recommend full tests in real-life situations.*

*To this end, our sales department is on hand to supply samples and/or to examine the conditions of comprehensive testing in our laboratories.*

*© Registered trademark of PLASTUB. Drawings and photos are not contractual. Reproduction is prohibited without the prior agreement of PLASTUB.*

# RODS, CORDS & PROFILES





### Thermoplastic extruded rods & cords

- PLASCORD® PVC23 **94**
- PLASCORD® PVC33 **95**
- PLASCORD® PEBD **96**
- PLASCORD® PEHD **97**
- PLASCORD® PVC33 reinforced **98**

### Silicone elastomer extruded rods and cords

- SILFORM® JONC SI70 **99**

### Extruded profiles

- Presentation **100**
- Square/rectangular profiles **101**
- Ornamental profiles **101**
- Bi-tube profiles **101**
- U-shape profiles **102**
- Piping profiles **102**
- Flat strip profiles **103**
- Miscellaneous profiles **103**



Zone Industrielle 63600 AMBERT - France  
Tel. + 33 (0)4 73 82 44 36  
e-mail: [plastub@omerin.com](mailto:plastub@omerin.com)

[www.plastub.fr](http://www.plastub.fr)

## THERMOPLASTIC EXTRUDED RODS & CORDS

# RODS, CORDS & PROFILES

### PLASCORD® PVC23

PVC rod 79 Shore A  
Crystal



#### Description

Polyvinyl chloride extruded rod

#### Applications

Production of bolt ropes, leaktight seals

#### Fields

Tarpaulin, sail, canvas, blind manufacturers

#### General characteristics

- Very flexible
- Economical
- Recyclable

#### Technical data

- Temperature of use: -30°C to +70°C
- Nominal hardness: **79 Shore A**  
as per ISO R 868
- Nominal density: 1.24 as per ISO 1183
- Tensile strength: >17 Mpa as per ISO R 527
  - Elongation at break: >280 %  
as per ISO R 527
  - Standard colour: crystal

#### Options (contact us)

- Other diameters
- Other solid colours
  - Cut to lengths
- Other packaging
- Surface marking
- Additives: Anti-UV, antibacterial etc.

Nominal outside diameter (mm)	Nominal linear weight (g/m)	Standard packaging Roll (m)
1	1	500
2	4	500
3	9	250
4	16	250
5	24	250
6	35	250
8	62	100
10	97	100
12	140	100
14	191	100
15	219	100
20	389	50
25	608	25
30	876	25
35	1,192	25
40	1,558	25

Standard tolerances: refer to pages 115 to 118.



Zone Industrielle 63600 AMBERT - France  
Tel. + 33 (0)4 73 82 44 36  
e-mail: [plastub@omerin.com](mailto:plastub@omerin.com)

[www.plastub.fr](http://www.plastub.fr)

*The information given in this technical data sheet is indicative and subject to change without prior notice. As the conditions of use and the environment in which the product is used cannot be fully covered in our design work, PLASTUB shall not assume liability for any incidents in the event of inappropriate use and/or not carried out according to best practices and applicable standards.*

*To ensure optimal use of our products, we recommend full tests in real-life situations.*

*To this end, our sales department is on hand to supply samples and/or to examine the conditions of comprehensive testing in our laboratories.*

© Registered trademark of PLASTUB. Drawings and photos are not contractual. Reproduction is prohibited without the prior agreement of PLASTUB.

## THERMOPLASTIC EXTRUDED RODS & CORDS

# RODS, CORDS & PROFILES

### PLASCORD® PVC33

PVC rod 70 Shore A  
Crystal



#### Description

Polyvinyl chloride extruded rod

#### Applications

Production of bolt ropes, leaktight seals

#### Fields

Tarpaulin, sail, canvas, blind manufacturers

#### General characteristics

- Very flexible
- Economical
- Recyclable

#### Technical data

- Temperature of use: -30°C to +70°C
- Nominal hardness: **70 Shore A**  
as per ISO R 868
- Nominal density: 1.46 as per ISO 1183
- Tensile strength: >11 Mpa as per ISO R 527
  - Elongation at break: >250 %  
as per ISO R 527
- Standard colour: black

#### Options (contact us)

- Other diameters
- Other solid colours
  - Cut to lengths
- Other packaging
- Surface marking
- Additives: Anti-UV, antibacterial etc.

Nominal outside diameter (mm)	Nominal linear weight (g/m)	Standard packaging Roll (m)
1	1	500
2	4	500
3	10	250
4	18	250
5	28	250
6	41	250
8	73	100
10	114	100
12	165	100
14	225	100
15	258	100
20	459	50
25	717	25
30	1,032	25
35	1,404	25
40	1,835	25

Standard tolerances: refer to pages 115 to 118.

#### Variant

PLASCORD® PVC32  
PVC rod 76 Shore A  
black

The information given in this technical data sheet is indicative and subject to change without prior notice. As the conditions of use and the environment in which the product is used cannot be fully covered in our design work, PLASTUB shall not assume liability for any incidents in the event of inappropriate use and/or not carried out according to best practices and applicable standards.

To ensure optimal use of our products, we recommend full tests in real-life situations.

To this end, our sales department is on hand to supply samples and/or to examine the conditions of comprehensive testing in our laboratories.

© Registered trademark of PLASTUB. Drawings and photos are not contractual. Reproduction is prohibited without the prior agreement of PLASTUB.



Zone Industrielle 63600 AMBERT - France

Tel. + 33 (0)4 73 82 44 36

e-mail: [plastub@omerin.com](mailto:plastub@omerin.com)

[www.plastub.fr](http://www.plastub.fr)

**PLASCORD® PEBD**

**LDPE rod 49 Shore D  
translucent**



**Description**

Low-density polyethylene extruded rod

**Applications**

Production of blinds, saddlery

**Fields**

Tarpaulin, sail, canvas, blind manufacturers

**General characteristics**

- Low friction coefficient
- Economical
- Recyclable

**Technical data**

- Temperature of use: -30°C to +50°C
- Nominal hardness: **49 Shore D**  
as per ISO R 868
- Nominal density: 0.92 as per ISO 1183
- Tensile strength: >12 Mpa as per ISO R 527
  - Elongation at break: >500 %  
as per ISO R 527
- Standard colour: translucent

**Options (contact us)**

- Other diameters
- Other solid colours
  - Cut to lengths
- Other packaging

Nominal outside diameter (mm)	Nominal linear weight (g/m)	Standard packaging Roll (m)
1	1	
2	3	500
3	7	500
4	12	250
5	18	250
6	26	250
7	36	250
		100

Standard tolerances: refer to pages 115 to 118.



Zone Industrielle 63600 AMBERT - France  
Tel. + 33 (0)4 73 82 44 36  
e-mail: [plastub@omerin.com](mailto:plastub@omerin.com)

[www.plastub.fr](http://www.plastub.fr)

*The information given in this technical data sheet is indicative and subject to change without prior notice. As the conditions of use and the environment in which the product is used cannot be fully covered in our design work, PLASTUB shall not assume liability for any incidents in the event of inappropriate use and/or not carried out according to best practices and applicable standards.*

*To ensure optimal use of our products, we recommend full tests in real-life situations.*

*To this end, our sales department is on hand to supply samples and/or to examine the conditions of comprehensive testing in our laboratories.*

© Registered trademark of PLASTUB. Drawings and photos are not contractual. Reproduction is prohibited without the prior agreement of PLASTUB.



## THERMOPLASTIC EXTRUDED RODS & CORDS

# RODS, CORDS & PROFILES

### PLASCORD® PEHD

HDPE rod 65 Shore D  
translucent



#### Description

High density polyethylene extruded rod

#### Applications

Production of blinds, saddlery

#### Fields

Tarpaulin, sail, canvas, blind manufacturers

#### General characteristics

- Semi-rigid
- Low friction coefficient
- Economical
- Recyclable

#### Technical data

- Temperature of use: -30°C to +50°C
- Nominal hardness: **65 Shore A**  
as per ISO R 868
- Nominal density: 0.96 as per ISO 1183
- Tensile strength: >33 Mpa as per ISO R 527
  - Elongation at break: >600 %  
as per ISO R 527
- Standard colour: translucent

#### Options (contact us)

- Other diameters
- Other solid colours
  - Cut to lengths
- Other packaging

Nominal outside diameter (mm)	Nominal linear weight (g/m)	Standard packaging Roll (m)
1	1	
2	3	500
3	7	500
4	12	250
5	19	250
6	27	250
7	37	250
		100

Standard tolerances: refer to pages 115 to 118.

#### Variant

PLASCORD® PP  
Polypropylene rod 74 Shore D  
translucent

The information given in this technical data sheet is indicative and subject to change without prior notice. As the conditions of use and the environment in which the product is used cannot be fully covered in our design work, PLASTUB shall not assume liability for any incidents in the event of inappropriate use and/or not carried out according to best practices and applicable standards.

To ensure optimal use of our products, we recommend full tests in real-life situations.

To this end, our sales department is on hand to supply samples and/or to examine the conditions of comprehensive testing in our laboratories.

© Registered trademark of PLASTUB. Drawings and photos are not contractual. Reproduction is prohibited without the prior agreement of PLASTUB.



Zone Industrielle 63600 AMBERT - France


Tel. + 33 (0)4 73 82 44 36

e-mail: [plastub@omerin.com](mailto:plastub@omerin.com)

[www.plastub.fr](http://www.plastub.fr)

**PLASCORD® PVC33  
REINFORCED**

**PVC rod 70 Shore A  
Reinforced**



**Description**

Polyvinyl chloride extruded rod,  
with textile fibre or metal wire central  
reinforcement

**Applications**

Tow ropes, disposable media

**Fields**

Miscellaneous industries

**General characteristics**

- Very flexible
- Non-expandable
- Economical

**Technical data**

- Temperature of use: -30°C to +70°C
- Nominal hardness: **70 Shore A**  
as per ISO R 868
- Nominal density: 1.46 as per ISO 1183
- Standard colour: opaque

**Options (contact us)**

- Other diameters
- Other solid colours
- Other packaging
- Surface marking
- Additives: anti UV, anti-bacterial etc.

Nominal outside diameter (mm)	Nominal linear weight (excluding internal insert) (g/m)	Standard packaging Reel (m)
3	10	
4	18	3,000
5	28	1,000
6	41	1,000
8	73	1,000
10	115	500
12	165	500
14	225	500
15	258	500
20	459	250
		250

Standard tolerances: refer to pages 115 to 118.



Zone Industrielle 63600 AMBERT - France  
Tel. + 33 (0)4 73 82 44 36  
e-mail: [plastub@omerin.com](mailto:plastub@omerin.com)

[www.plastub.fr](http://www.plastub.fr)

*The information given in this technical data sheet is indicative and subject to change without prior notice. As the conditions of use and the environment in which the product is used cannot be fully covered in our design work, PLASTUB shall not assume liability for any incidents in the event of inappropriate use and/or not carried out according to best practices and applicable standards.*

*To ensure optimal use of our products, we recommend full tests in real-life situations.*

*To this end, our sales department is on hand to supply samples and/or to examine the conditions of comprehensive testing in our laboratories.*

© Registered trademark of PLASTUB. Drawings and photos are not contractual. Reproduction is prohibited without the prior agreement of PLASTUB.

# SILICONE ELASTOMER EXTRUDED RODS AND CORDS

# RODS, CORDS & PROFILES

## SILFORM® ROD SI70

Silicone rod  
70 Shore A 180 °C  
Food grade translucent



### Description

Silicone elastomer extruded rod

### Applications

Leaktight seal

### Fields

Miscellaneous industries

### General characteristics

- Flexible and elastic
  - Food grade
- Resistant to high temperatures
  - Can be sterilised in autoclave
- Good resistance to aggressive fluids, alcohols and acids
  - Excellent weather resistance
- Water-repellent and anti-adhesive
- Chemically inert and biologically neutral

### Technical data

- Standard: \* FDA-approved material: 21 CFR 177.2600, European regulation 1935/2004, European pharmacopeia section 3.1/9
- Temperature of use: **-60°C to +180°C**
  - Nominal hardness: **70 Shore A** as per DIN 53505
- Nominal density: 1.19 as per ISO 1183
  - Tensile strength: >10 Mpa as per DIN 53504 S1
  - Elongation at break: >400 % as per DIN 53504 S1
- Standard colour: translucent
  - Peak temperature: **+200°C**

### Options (contact us)

- Other diameters
- Other solid colours
  - Cut to lengths
- Other packaging
- Other hardness values

Nominal outside diameter (mm)	Nominal linear weight (g/m)	Standard packaging Roll (m)
1	1	250
2	4	250
3	8	100
4	15	100
5	23	100
6	33	100
7	45	100
8	60	50
10	94	50

Standard tolerances: refer to pages 115 to 118.



Zone Industrielle 63600 AMBERT - France  
Tel. + 33 (0)4 73 82 44 36  
e-mail: [plastub@omerin.com](mailto:plastub@omerin.com)


[www.plastub.fr](http://www.plastub.fr)

The information given in this technical data sheet is indicative and subject to change without prior notice. As the conditions of use and the environment in which the product is used cannot be fully covered in our design work, PLASTUB shall not assume liability for any incidents in the event of inappropriate use and/or not carried out according to best practices and applicable standards.

To ensure optimal use of our products, we recommend full tests in real-life situations.

To this end, our sales department is on hand to supply samples and/or to examine the conditions of comprehensive testing in our laboratories.

© Registered trademark of PLASTUB. Drawings and photos are not contractual. Reproduction is prohibited without the prior agreement of PLASTUB.



## **Applications**

Leaktight seals, aesthetics, mechanical protection, production

## **Fields**

Miscellaneous industries, saddlery, leatherwork

## **PLASFORM®**

### **THERMOPLASTIC PROFILES**

#### **PVC PP PE profiles**

##### **Description**

Polyvinyl chloride, polypropylene or polyethylene extruded profiles

##### **General characteristics**

- Flexible, economic, versatile
- Wide range of colours
- Good resistance to acids, bases and detergents
- Recyclable

### **SPECIAL POLYMER PROFILES**

#### **TPE profiles**

##### **Description**

EPDM polymer extruded profiles

##### **General characteristics**

- Excellent weather resistance
- Very good chemical resistance
- Characteristics similar to many vulcanised rubbers

## **SILFORM®**

### **SILICONE ELASTOMER PROFILES**

#### **Silicone profiles**

##### **Description**

Silicone elastomer extruded profiles

##### **General characteristics**

- Flexible and elastic
- Food grade
- Resistant to high temperatures
- Can be sterilised in autoclave
- Chemically inert and biologically neutral
- Good resistance to dynamic fatigue
- Water-repellent and anti-adhesive
- Excellent weather resistance
- Good resistance to aggressive fluids, alcohols and acids
- Low deformation under compression and traction



Zone Industrielle 63600 AMBERT - France

Tel. + 33 (0)4 73 82 44 36

e-mail: [plastub@omerin.com](mailto:plastub@omerin.com)

[www.plastub.fr](http://www.plastub.fr)

*The information given in this technical data sheet is indicative and subject to change without prior notice. As the conditions of use and the environment in which the product is used cannot be fully covered in our design work, PLASTUB shall not assume liability for any incidents in the event of inappropriate use and/or not carried out according to best practices and applicable standards.*

*To ensure optimal use of our products, we recommend full tests in real-life situations.*

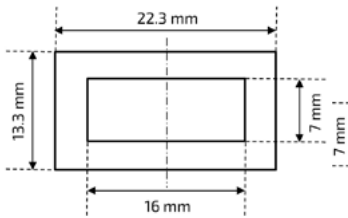
*To this end, our sales department is on hand to supply samples and/or to examine the conditions of comprehensive testing in our laboratories.*

*© Registered trademark of PLASTUB. Drawings and photos are not contractual. Reproduction is prohibited without the prior agreement of PLASTUB.*

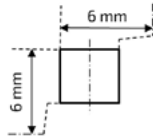
**SQUARE / RECTANGULAR PROFILES PRODUCTION EXAMPLES**

**Applications**

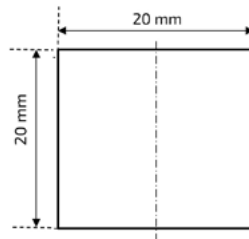
Leaktight seals, seals, shock absorbers



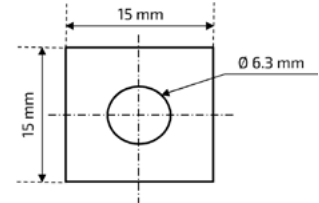
**PLASFORM®  
PVC22 PFN 71**



**SILFORM®  
SI60 PFN C6**



**SILFORM®  
SI60 PFN C20**

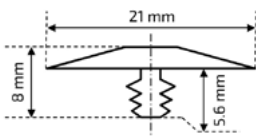


**SILFORM®  
SI70 PFN 78**

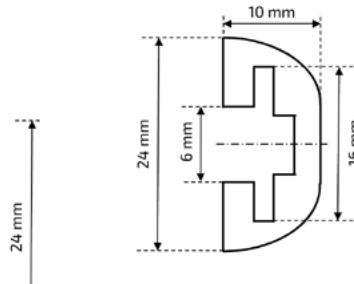
**ORNAMENTAL PROFILES PRODUCTION EXAMPLES**

**Applications**

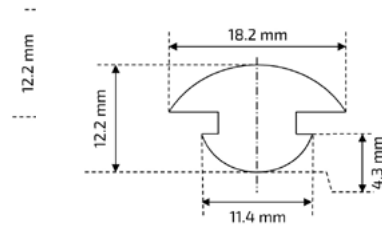
Cover parts, screw caps, staple caps



**PLASFORM®  
PVC36 PFN 73**



**PLASFORM®  
PVC22 PFN 70**

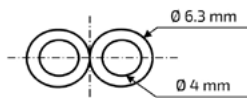


**PLASFORM®  
PVC33 PFN 118**

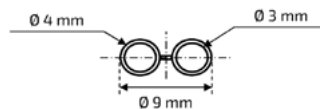
**BI-TUBE PROFILES PRODUCTION EXAMPLES**

**Applications**

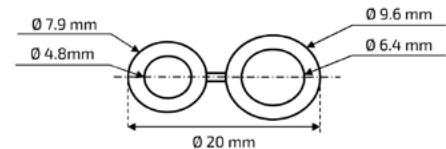
Combined transport of air and fluids



**PLASFORM®  
PVC22 PFN 85**



**PLASFORM®  
PVC22 PFN 71**



**PLASFORM®  
PVC23 PFN 88**



Zone Industrielle 63600 AMBERT - France  
Tel. + 33 (0)4 73 82 44 36  
e-mail: [plastub@omerin.com](mailto:plastub@omerin.com)

[www.plastub.fr](http://www.plastub.fr)

The information given in this technical data sheet is indicative and subject to change without prior notice. As the conditions of use and the environment in which the product is used cannot be fully covered in our design work, PLASTUB shall not assume liability for any incidents in the event of inappropriate use and/or not carried out according to best practices and applicable standards.

To ensure optimal use of our products, we recommend full tests in real-life situations.

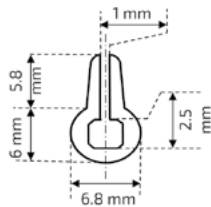
To this end, our sales department is on hand to supply samples and/or to examine the conditions of comprehensive testing in our laboratories.

© Registered trademark of PLASTUB. Drawings and photos are not contractual. Reproduction is prohibited without the prior agreement of PLASTUB.

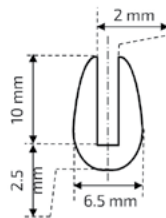
U-SHAPE PROFILES PRODUCTION EXAMPLES

Applications

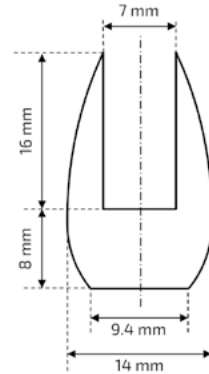
Mechanical protection of sheet metal edges, leaktight seals for glazing units



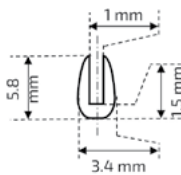
**PLASFORM®  
PVC36 PFN 94**



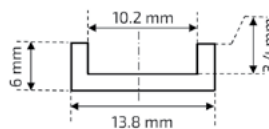
**PLASFORM®  
PVC36 PFN 93**



**SILFORM®  
SI70 PFN 80**



**PLASFORM®  
PVC36 PFN 95**

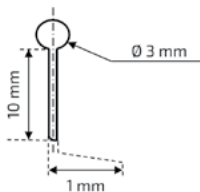


**SILFORM®  
SI70 PFN 109**

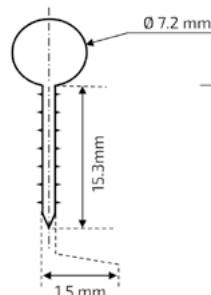
PIPING PROFILES PRODUCTION EXAMPLES

Applications

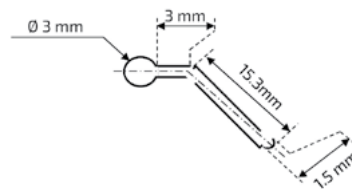
- Sewable piping + piping cord for leatherwork
- Sewable or weldable piping + piping cord for blind makers



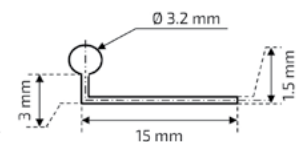
**PLASFORM®  
PVC23 PFN 84**



**PLASFORM®  
PVC23 PFN 89**



**PLASFORM®  
PVC23 PFN 98**



**PLASFORM®  
GR PFN 76**



Zone Industrielle 63600 AMBERT - France  
Tel. + 33 (0)4 73 82 44 36  
e-mail: [plastub@omerin.com](mailto:plastub@omerin.com)

[www.plastub.fr](http://www.plastub.fr)

The information given in this technical data sheet is indicative and subject to change without prior notice. As the conditions of use and the environment in which the product is used cannot be fully covered in our design work, PLASTUB shall not assume liability for any incidents in the event of inappropriate use and/or not carried out according to best practices and applicable standards.

To ensure optimal use of our products, we recommend full tests in real-life situations.

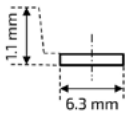
To this end, our sales department is on hand to supply samples and/or to examine the conditions of comprehensive testing in our laboratories.

© Registered trademark of PLASTUB. Drawings and photos are not contractual. Reproduction is prohibited without the prior agreement of PLASTUB.

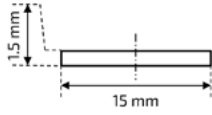
**FLAT STRIP PROFILES PRODUCTION EXAMPLES**

**Applications**

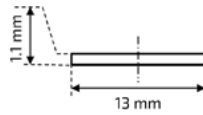
Clip-on solution for POS advertising, latex-free tourniquets



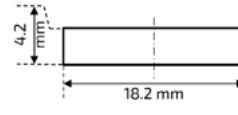
**SILFORM®  
SITEC PFN 75**



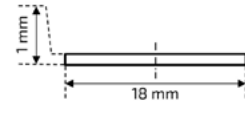
**PLASFORM®  
PVC44 PFN 115**



**SILFORM®  
SI70 PFN 111**



**SILFORM®  
SI70 PFN 106**

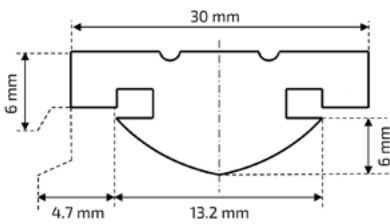


**PLASFORM®  
ST45 PFN 216**

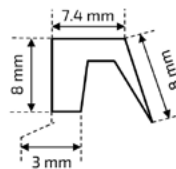
**MISCELLANEOUS PROFILES PRODUCTION EXAMPLES**

**Applications**

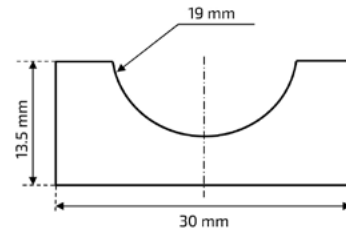
Leaktight seals, tank seals, expansion seals etc.



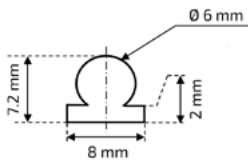
**PLASFORM®  
PVC33 PFN 74**



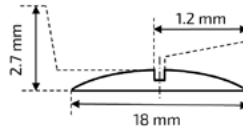
**SILFORM®  
SI70 PFN 77**



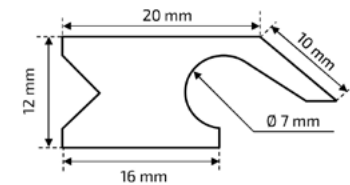
**SILFORM®  
SITEC PFN 104**



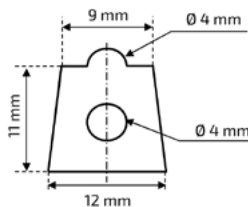
**SILFORM®  
SI60 PFN 114**



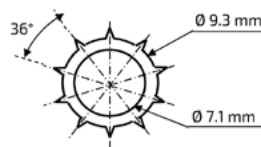
**PLASFORM®  
PVC23 PFN 99**



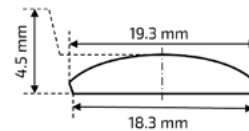
**SILFORM®  
SI60 PFN 205**



**SILFORM®  
SI60 PFN 206**



**PLASFORM®  
PVC21 PFN 96**



**SILFORM®  
SI70 PFN 97**



The information given in this technical data sheet is indicative and subject to change without prior notice. As the conditions of use and the environment in which the product is used cannot be fully covered in our design work, PLASTUB shall not assume liability for any incidents in the event of inappropriate use and/or not carried out according to best practices and applicable standards.

To ensure optimal use of our products, we recommend full tests in real-life situations.

To this end, our sales department is on hand to supply samples and/or to examine the conditions of comprehensive testing in our laboratories.

© Registered trademark of PLASTUB. Drawings and photos are not contractual. Reproduction is prohibited without the prior agreement of PLASTUB.


Zone Industrielle 63600 AMBERT - France

Tel. + 33 (0)4 73 82 44 36

e-mail: [plastub@omerin.com](mailto:plastub@omerin.com)

[www.plastub.fr](http://www.plastub.fr)

# SUPPLEMENTARY RANGE







## Coverings

- Presentation **106**
- Thermal protection **106**
- Aesthetic finish **106**
- Identification **107**
- Mechanical protection **107**
- Dielectric protection **107**
- Chemical protection **107**

## Braidings

- Presentation **108**
- Thermal protection **108**
- Shielding **108**
- Mechanical reinforcement **108**
- Identification **108**

## Packaging

**109**

## Supply and fitting of unions, sockets etc.

**110**

## Tools and accessories

**111**



Zone Industrielle 63600 AMBERT - France  
Tel. + 33 (0)4 73 82 44 36  
e-mail: [plastub@omerin.com](mailto:plastub@omerin.com)

[www.plastub.fr](http://www.plastub.fr)

**THERMOPLASTIC COVERINGS**

- Economic, versatile
- Wide range of colours for identification
- Ease of installation
- Vast mechanical properties depending on thermoplastics
- Good chemical resistance
- Good dielectric insulation

**SPECIAL POLYMER COVERINGS**

- Excellent weather resistance
- Very good chemical resistance
- Characteristics similar to many vulcanised rubbers

**SILICONE ELASTOMER COVERINGS**

- Flexible and elastic
- Resistant to high temperatures
- Good thermal insulation
- Very good dielectric insulation
- Excellent weather resistance
- Food grade
- Can be sterilised in autoclave
- Good chemical resistance
- Water-repellent and anti-adhesive
- Chemically inert and biologically neutral
- Good resistance to dynamic fatigue

**THERMAL PROTECTION****Production example**

Brick red silicone sleeving on PTFE hose

**Applications**

Anti-burn protection

**AESTHETIC FINISH****Production example**

White PVC sleeving on corrugated steel pipe

**Applications**

Make outer surface smooth for cleaning in medical environment



Zone Industrielle 63600 AMBERT - France

Tel. + 33 (0)4 73 82 44 36

e-mail: [plastub@omerin.com](mailto:plastub@omerin.com)

[www.plastub.fr](http://www.plastub.fr)

*The information given in this technical data sheet is indicative and subject to change without prior notice. As the conditions of use and the environment in which the product is used cannot be fully covered in our design work, PLASTUB shall not assume liability for any incidents in the event of inappropriate use and/or not carried out according to best practices and applicable standards.*

*To ensure optimal use of our products, we recommend full tests in real-life situations.*

*To this end, our sales department is on hand to supply samples and/or to examine the conditions of comprehensive testing in our laboratories.*

*© Registered trademark of PLASTUB. Drawings and photos are not contractual. Reproduction is prohibited without the prior agreement of PLASTUB.*

## COVERINGS

# SUPPLEMENTARY RANGE



### IDENTIFICATION

#### Production example

Coloured PVC sheathing on R2V cable

#### Applications

Colour marking for specific identification



### MECHANICAL PROTECTION

#### Production example

Polyurethane sheathing on stainless steel capillary tube

#### Applications

Anti-abrasion coating



### ELECTRICAL INSULATION

#### Production example

Coloured PVC sheathing on bare copper braid

#### Applications

Electrical insulation



### CHEMICAL PROTECTION

#### Production example

PVC sheathing on metal spring sleeving

#### Applications

Anti-corrosion protection in chlorinated ambient air

*The information given in this technical data sheet is indicative and subject to change without prior notice. As the conditions of use and the environment in which the product is used cannot be fully covered in our design work, PLASTUB shall not assume liability for any incidents in the event of inappropriate use and/or not carried out according to best practices and applicable standards.*

*To ensure optimal use of our products, we recommend full tests in real-life situations.*

*To this end, our sales department is on hand to supply samples and/or to examine the conditions of comprehensive testing in our laboratories.*

*© Registered trademark of PLASTUB. Drawings and photos are not contractual. Reproduction is prohibited without the prior agreement of PLASTUB.*



Zone Industrielle 63600 AMBERT - France

Tel. + 33 (0)4 73 82 44 36

e-mail: [plastub@omerin.com](mailto:plastub@omerin.com)

[www.plastub.fr](http://www.plastub.fr)

**STEEL WIRE BRAIDS**

- Galvanised steel or AISI stainless steel 304L wire
- Bare copper, tin-plated copper, nickel-plated copper, silver-plated copper

**TEXTILE STRAND BRAIDS**

- Polyamide, polyester, high-resistance polyester, aramid strands
- Glass / mineral fibres

**THERMAL PROTECTION**

**Production example**

Fibreglass braid

**Applications**

Tube protection against heat

**SHIELDING**

**Production example**

Tin-plated copper wire braid

**Applications**

Electrical shield / electromagnetic compatibility

**MECHANICAL REINFORCEMENT**

**Production example**

Meta-aramid or para-aramid fibre braid

**Applications**

Improved resistance to pressure, aeronautical wiring

**IDENTIFICATION**

**Production example**

Stainless steel wire braid with one or more coloured spiral tracers

**Applications**

Identification of fluid transported



Zone Industrielle 63600 AMBERT - France  
 Tel. + 33 (0)4 73 82 44 36  
 e-mail: [plastub@omerin.com](mailto:plastub@omerin.com)  
[www.plastub.fr](http://www.plastub.fr)

*The information given in this technical data sheet is indicative and subject to change without prior notice. As the conditions of use and the environment in which the product is used cannot be fully covered in our design work, PLASTUB shall not assume liability for any incidents in the event of inappropriate use and/or not carried out according to best practices and applicable standards.*

*To ensure optimal use of our products, we recommend full tests in real-life situations.*

*To this end, our sales department is on hand to supply samples and/or to examine the conditions of comprehensive testing in our laboratories.*

*© Registered trademark of PLASTUB. Drawings and photos are not contractual. Reproduction is prohibited without the prior agreement of PLASTUB.*



## CUTS TO LENGTH

- In-line: straight lengths, bulk pre-cuts
- Backwork: very precise tolerances on length and parallelism



## ROLLS

- 25 m to 500 m rolls.
- On request, according to product: inflated rolls, welded, in bags etc.



## SPOOLS/SPINDLES

- Plastic or cardboard spools, cardboard spindles, spools etc.



## DRUMS

- Wood, plastic, plywood, circled, staved, IPPC drums etc.

Diameter	Effective load	Cheek thickness	Barrel diameter	Central hub diameter	Effective width	No-load weight
Lost drum Ø 600	60 kg	12 mm	240 mm	40 mm	300 mm	5 kg
Lost drum Ø 750	80 kg	12 mm	300 mm	80 mm	350 mm	9 kg
Lost drum Ø 900	200 kg	25 mm	420 mm	80 mm	440 mm	30 kg
Lost drum Ø 1200	200 kg	28 mm	630 mm	80 mm	600 mm	41 kg
Lost drum Ø 1650	300 kg	40 mm	930 mm	80 mm	600 mm	-

## BOXES-PALLETS

- Different dimensions and thicknesses, IPPC, Galia etc.

## SPECIFIC CONDITIONING

- Specific packaging, sealed or unsealed PE bags, custom labelling, barcodes, QR codes etc.



Zone Industrielle 63600 AMBERT - France  
Tel. + 33 (0)4 73 82 44 36  
e-mail: [plastub@omerin.com](mailto:plastub@omerin.com)

[www.plastub.fr](http://www.plastub.fr)

*The information given in this technical data sheet is indicative and subject to change without prior notice. As the conditions of use and the environment in which the product is used cannot be fully covered in our design work, PLASTUB shall not assume liability for any incidents in the event of inappropriate use and/or not carried out according to best practices and applicable standards.*

*To ensure optimal use of our products, we recommend full tests in real-life situations.*

*To this end, our sales department is on hand to supply samples and/or to examine the conditions of comprehensive testing in our laboratories.*

*© Registered trademark of PLASTUB. Drawings and photos are not contractual. Reproduction is prohibited without the prior agreement of PLASTUB.*

**SUPPLY AND FITTING OF  
UNIONS, SOCKETS ETC.**

# SUPPLEMENTARY RANGE



**LOW PRESSURE UNIONS: BRASS,  
NICKEL-PLATED BRASS, STAINLESS STEEL**



**CRIMPED HOSES**



**CLAMPS AND CRIMP LUGS**



**PNEUMATIC CONNECTORS  
QUICK-FIT CONNECTORS FOR  
MULTITUBES® AND MULTI-VX®**



**CAPS**



Zone Industrielle 63600 AMBERT - France  
Tel. + 33 (0)4 73 82 44 36  
e-mail: [plastub@omerin.com](mailto:plastub@omerin.com)

[www.plastub.fr](http://www.plastub.fr)

*The information given in this technical data sheet is indicative and subject to change without prior notice. As the conditions of use and the environment in which the product is used cannot be fully covered in our design work, PLASTUB shall not assume liability for any incidents in the event of inappropriate use and/or not carried out according to best practices and applicable standards.*

*To ensure optimal use of our products, we recommend full tests in real-life situations.*

*To this end, our sales department is on hand to supply samples and/or to examine the conditions of comprehensive testing in our laboratories.*

*© Registered trademark of PLASTUB. Drawings and photos are not contractual. Reproduction is prohibited without the prior agreement of PLASTUB.*



**3-FINGER CLAMP FOR  
SLEEVE FITTING**



**TUBE CUTTER**



**COPPER TUBE CUTTER**



**MONOTUBE  
STRIPPER**



**PORTABLE CRIMPING TOOL**



**MISCELLANEOUS  
(STAPLES, SLEEVES ETC.)**

The information given in this technical data sheet is indicative and subject to change without prior notice. As the conditions of use and the environment in which the product is used cannot be fully covered in our design work, PLASTUB shall not assume liability for any incidents in the event of inappropriate use and/or not carried out according to best practices and applicable standards.

To ensure optimal use of our products, we recommend full tests in real-life situations.

To this end, our sales department is on hand to supply samples and/or to examine the conditions of comprehensive testing in our laboratories.

© Registered trademark of PLASTUB. Drawings and photos are not contractual. Reproduction is prohibited without the prior agreement of PLASTUB.



Zone Industrielle 63600 AMBERT - France

Tel. + 33 (0)4 73 82 44 36

e-mail: [plastub@omerin.com](mailto:plastub@omerin.com)

[www.plastub.fr](http://www.plastub.fr)



# TECHNICAL FORM







## TECHNICAL FORM

Formulas and equivalences	<b>114</b>
Tolerances	<b>115-118</b>
Chemical compatibility table	<b>119-121</b>

PLASTUB GENERAL TERMS AND CONDITIONS OF SALE	<b>122</b>
--	------------



Zone Industrielle 63600 AMBERT - France  
Tel. + 33 (0)4 73 82 44 36  
e-mail: [plastub@omerin.com](mailto:plastub@omerin.com)

[www.plastub.fr](http://www.plastub.fr)

## CALCULATION OF LINEAR WEIGHT OF BARE TUBE

\*The linear weight of a tube or sleeving varies according to its diameter, its thickness and the constituent material.

$$M = [(\pi * D^2) / 4 - (\pi * d^2) / 4] * G$$

**M:** Linear weight  
 **$\pi$ :** 3.14159265359  
**D:** External tube diameter  
**d:** Internal tube diameter  
**G:** Material density

### Equivalence in units of pressure

- Pressure in N/m<sup>2</sup> = Pressure in bar \* 100,000
- Pressure in N/m<sup>2</sup> = Pressure in Psi \* 6,894.8
- Pressure in Psi = Pressure in N/m<sup>2</sup> \* 14,500
- Pressure in bar = Pressure in Psi \* 0.0689
- Pressure in Kg/cm<sup>2</sup> = Pressure in bar \* 0.9806

### Conversion factors for metric and imperial units

MEASUREMENT	US/GB UNITS	METRIC UNITS	US/GB SI	US/GB SI
<b>Lengths</b>	Inch = inches (in)	Metre (m)	(in) x 0.0254 = (m)	(m) x 39.370 = (in)
		Millimetre (mm)	(in) x 25.4 = (mm)	(mm) x 0.0393 = (in)
<b>Pressure</b>	Pound/square inch = Pound/Sq Inch (PSI)	Newton per square metre = (N/m <sup>2</sup> )	(psi) x 6.8948 x 10 <sup>3</sup> = (N/m <sup>2</sup> )	(N/m <sup>2</sup> ) x 1.450 x 10 <sup>4</sup> = (PSI)
	(bar)	Bar (Bar)	(psi) x 0.0689 = (Bar)	(Bar) x 14.504 = (psi)
	(bar)	(Kg/cm <sup>2</sup> )	(Bar) x 0.9806 = (Kg/cm <sup>2</sup> )	(Kg/cm <sup>2</sup> ) x 1.0197 = (Bar)
		(N/m <sup>2</sup> )	(Bar) x 100 000 = (N/m <sup>2</sup> )	(N/m <sup>2</sup> ) x 10 <sup>-5</sup> = (Bar)
<b>Temperature</b>	Degrees Fahrenheit (°F)	Degrees Celsius (°C)	(°F-32)/1.8 = (°C)	(°C x 1.8) + 32 = (°F)
<b>Momentum</b>	Pound-inch = Pound-inch = (ib <sub>f</sub> - in)	Newton Metre (= N.m)	(ib <sub>f</sub> - 14) x a.113 = (N.m)	(mN) x 8.8507 = (ib <sub>f</sub> - in)
<b>Volumes</b>	US Gallon (USGal)	(dcm <sup>3</sup> ) = litre	(USGal) x 3.785 = (dcm <sup>3</sup> )	(dcm <sup>3</sup> ) = 0.2641 (USGal)
	GB Gallon (GBGal)	Litre = (dcm <sup>3</sup> )	(GBGal) x 4.546 = (dcm <sup>3</sup> )	(dcm <sup>3</sup> ) = 0.299 (GBGal)
	Cubic Inch (in <sup>3</sup> )	Litre = (dcm <sup>3</sup> )	(in) 3 x 0.0164 = (dcm <sup>3</sup> )	(dcm <sup>3</sup> ) = 60.98 (in <sup>3</sup> )
<b>Flow rates</b>	(in <sup>3</sup> /mn)	Litre/mn (l/mn)	(in <sup>3</sup> /mn) x 0.0164 = (l/mn)	(l/mn) = 60.98 (in <sup>3</sup> /mn)
	US Gallon/hour = (USGal/h)	(m <sup>3</sup> /h)	(USGal/h) x 0.0038 = (m <sup>3</sup> /h)	(m <sup>3</sup> /h) = 264.2 (USGal/h)
	GB Gallon/hour = (GBGal/h)	(m <sup>3</sup> /h)	(GBGal/h) x 0.0045 = (m <sup>3</sup> /h)	(m <sup>3</sup> /h) = 220 (GBGal/h)

### Equivalence inch/mm

<b>Inch</b>	3/64	1/16	3/32	1/8	3/16	1/4	5/16	3/8	1/2	5/8	3/4	1	1 1/2	2	3	4
<b>mm</b>	1.19	1.59	2.38	3.18	4.76	6.35	7.94	9.53	12.7	15.9	19.1	25.4	38.1	50.8	76.2	101.6



Zone Industrielle 63600 AMBERT - France  
 Tel. + 33 (0)4 73 82 44 36  
 e-mail: [plastub@omerin.com](mailto:plastub@omerin.com)

[www.plastub.fr](http://www.plastub.fr)

The information given in this technical data sheet is indicative and subject to change without prior notice. As the conditions of use and the environment in which the product is used cannot be fully covered in our design work, PLASTUB shall not assume liability for any incidents in the event of inappropriate use and/or not carried out according to best practices and applicable standards.

To ensure optimal use of our products, we recommend full tests in real-life situations.

To this end, our sales department is on hand to supply samples and/or to examine the conditions of comprehensive testing in our laboratories.

© Registered trademark of PLASTUB. Drawings and photos are not contractual. Reproduction is prohibited without the prior agreement of PLASTUB.

# TOLERANCE VALUES

Indicative non-contractual information, subject to modification without notice. Contact Plastub and refer to forms d042, d024 and d124

# TECHNICAL FORM

## Dimensional tolerances (mm) applicable to PVC and TPE special polymer thermoplastic extruded tubes and sleeveings

The values of the nominal linear weights are indicative and vary according to the diametrical and material density tolerances.

Diameters (internal or outside)	Tolerances applicable to diameter
Ø ≤ 6 mm	+/- 0.2 mm
Ø > 6 mm and Ø ≤ 12 mm	+/- 0.3 mm
Ø > 12 mm and Ø ≤ 20 mm	+/- 0.4 mm
Ø > 20 mm and Ø ≤ 30 mm	+/- 0.7 mm
Ø > 30 mm and Ø ≤ 40 mm	+/- 1 mm
Ø > 40 mm	+/- 3 mm

Lengths	Tolerances applicable to cut lengths
< 100 mm	+/- 2 mm
101 to 300 mm	+/- 3 mm
301 to 400 mm	+/- 4 mm
401 to 500 mm	+/- 5 mm
501 to 600 mm	+/- 6 mm
601 to 700 mm	+/- 7 mm
701 to 800 mm	+/- 8 mm
801 to 900 mm	+/- 9 mm
901 to 1000 mm	+/- 10 mm
1001 to 1100 mm	+/- 11 mm
1101 to 1200 mm	+/- 12 mm
1201 to 1300 mm	+/- 13 mm
1301 to 1400 mm	+/- 14 mm
1401 to 1500 mm	+/- 15 mm
1501 to 1600 mm	+/- 16 mm
1601 to 1700 mm	+/- 17 mm
1701 to 1800 mm	+/- 18 mm
1801 to 1900 mm	+/- 19 mm
1901 to 3000 mm	+/- 20 mm
3001 to 6000 mm	+/- 1 %
Roll	+/- 1 %

Due to its limited thickness, a silicone sleeving is relatively elastic, which makes it difficult to verify its length, hence the following tolerance

## Dimensional tolerances (mm) applicable to silicone elastomer tubes, sleeveings and rods

Diameters (internal or outside)	Tolerances applicable to diameter
Ø ≤ 3 mm	+/- 0.2 mm
Ø > 3 mm and Ø ≤ 4 mm	+/- 0.3 mm
Ø > 4 mm and Ø ≤ 6 mm	+/- 0.35 mm
Ø > 6 mm and Ø ≤ 10 mm	+/- 0.4 mm
Ø > 10 mm and Ø ≤ 15 mm	+/- 0.5 mm
Ø > 15 mm	+/- 0.7 mm

Lengths	Tolerances applicable to cut lengths
< 100 mm	+/- 3 mm
101 to 200 mm	+/- 4 mm
201 to 300 mm	+/- 5 mm
301 to 400 mm	+/- 6 mm
401 to 500 mm	+/- 7 mm
> 500 mm	+/- 10 mm

The information given in this technical data sheet is indicative and subject to change without prior notice. As the conditions of use and the environment in which the product is used cannot be fully covered in our design work, PLASTUB shall not assume liability for any incidents in the event of inappropriate use and/or not carried out according to best practices and applicable standards.

To ensure optimal use of our products, we recommend full tests in real-life situations.

To this end, our sales department is on hand to supply samples and/or to examine the conditions of comprehensive testing in our laboratories.

© Registered trademark of PLASTUB. Drawings and photos are not contractual. Reproduction is prohibited without the prior agreement of PLASTUB.



Zone Industrielle 63600 AMBERT - France

Tel. + 33 (0)4 73 82 44 36

e-mail: [plastub@omerin.com](mailto:plastub@omerin.com)

[www.plastub.fr](http://www.plastub.fr)

# TOLERANCE VALUES

Indicative non-contractual information, subject to modification without notice. Contact Plastub and refer to forms d042, d024 and d124

# TECHNICAL FORM

## Dimensional tolerances (mm) applicable to braided sleeveings

Tolerances applicable to references

### SILIGAINÉ® 15C3

Internal diameter	Tolerance values
$\varnothing < 1 \text{ mm}$	+/- 0.15 mm
$\varnothing \geq 1 \text{ mm and } \varnothing \leq 3 \text{ mm}$	+/- 0.2 mm
$\varnothing > 3 \text{ mm and } \varnothing \leq 8 \text{ mm}$	+/- 0.25 mm
$\varnothing > 8 \text{ mm and } \varnothing \leq 12 \text{ mm}$	+/- 0.5 mm
$\varnothing > 12 \text{ mm and } \varnothing \leq 25 \text{ mm}$	+/- 1 mm
$\varnothing > 25 \text{ mm}$	+/- 2 mm

## Dimensional tolerances (mm) applicable to other thermoplastic, fluoropolymer or fluorinated special polymer tubes

Internal diameter x Outside diameter	Tolerances applicable to internal / external diameter									
	PLASTUB® CPU	PLASTUB® PU98	PLASTUB® PA	PLASTUB® PA ATEX	PLASTUB® PAR	PLASTUB® PEBD	PLASTUB® PEHD	ELASTUB® PTFE	ELASTUB® PFA	ELASTUB® FEP
2 x 4	*	*	*	*	*	+/- 0.15	+/- 0.15	+/- 0.10	+/- 0.10	+/- 0.10
2.5 x 4	+/- 0.10	+/- 0.10	*	*	*	*	*	*	*	*
2.7 x 4	*	*	+/- 0.10	*	*	*	*	*	*	*
3 x 6	*	*	*	*	+/- 0.10	*	*	*	*	*
4 x 6	+/- 0.10	+/- 0.10	+/- 0.10	+/- 0.10	*	+/- 0.15	+/- 0.15	+/- 0.10	+/- 0.10	+/- 0.10
5 x 8	*	*	*	*	+/- 0.10	*	*	*	*	*
5.5 x 8	*	+/- 0.15	*	*	*	*	*	*	*	*
6 x 8	+/- 0.10	*	+/- 0.10	+/- 0.10	*	+/- 0.20	+/- 0.20	+/- 0.15	+/- 0.10	+/- 0.10
7 x 10	*	+/- 0.15	*	*	*	*	*	*	*	*
8 x 10	+/- 0.15	*	+/- 0.10	+/- 0.10	*	+/- 0.20	+/- 0.20	+/- 0.20	+/- 0.15	+/- 0.15
8 x 12	*	+/- 0.15	*	*	*	*	*	*	*	*
9 x 12	+/- 0.15	*	*	*	*	*	*	*	*	*
10 x 12	*	*	+/- 0.15	*	*	+/- 0.25	+/- 0.25	+/- 0.20	+/- 0.15	+/- 0.15
12 x 14	*	*	+/- 0.15	*	*	*	*	*	*	*
14 x 18	*	*	+/- 0.15	*	*	*	*	*	*	*
16 x 20	*	*	+/- 0.15	*	*	*	*	*	*	*

\*Specific dimensional tolerance on request

The values of the nominal linear weights are indicative and vary according to the diametrical and density tolerances.



Zone Industrielle 63600 AMBERT - France  
Tel. + 33 (0)4 73 82 44 36  
e-mail: [plastub@omerin.com](mailto:plastub@omerin.com)

[www.plastub.fr](http://www.plastub.fr)

The information given in this technical data sheet is indicative and subject to change without prior notice. As the conditions of use and the environment in which the product is used cannot be fully covered in our design work, PLASTUB shall not assume liability for any incidents in the event of inappropriate use and/or not carried out according to best practices and applicable standards.

To ensure optimal use of our products, we recommend full tests in real-life situations.

To this end, our sales department is on hand to supply samples and/or to examine the conditions of comprehensive testing in our laboratories.

© Registered trademark of PLASTUB. Drawings and photos are not contractual. Reproduction is prohibited without the prior agreement of PLASTUB.

# TOLERANCE VALUES

Indicative non-contractual information, subject to modification without notice. Contact Plastub and refer to forms d042, d024 and d124

# TECHNICAL FORM

## Dimensional tolerances (mm) applicable to reinforced braided tubes without sheathing

Internal diameter x diameter on braid	SILITUBE® S170TPCC		SILITUBE® SITST		SILITUBE® SITIA/SITIG		STARFLEX® NG		STARFLEX® EI		STARFLEX® NPN		STARFLEX® PEXI		STARFLEX® PTFEI	
	int	ext	int	ext	int	ext	int	ext	int	ext	int	ext	int	ext	int	ext
4 x 8					+/-0,5	+/-0,5										
4 x 9							+/-0,3	+/-0,5								
4.4 x 8.3	+/-0,5	+/-0,5														
4.6 x 10.8											+/-0,3	+/-0,5				
5.5 x 10.2	+/-0,5	+/-0,5														
6 x 10																
6 x 10.5					+/-0,5	+/-0,5	+/-0,3	+/-0,5	+/-0,5	+/-0,5			+/-0,5	+/-0,5		
6 x 12			+/-0,5													
6.2 x 9.2																
6.4 x 12.4											+/-0,3	+/-0,5				
6.5 x 9															+/-0,5	+/-0,5
7.9 x 13.9											+/-0,3	+/-0,5			+/-0,5	+/-0,5
8 x 11																
8 x 12.2	+/-0,5	+/-0,5			+/-0,5	+/-0,5	+/-0,3	+/-0,5					+/-0,5	+/-0,5		
8 x 12.8					+/-0,5	+/-0,5	+/-0,3	+/-0,5								
8 x 14.5			+/-0,5	+/-0,5												
8.2 x 11.2																
8.5 x 12									+/-0,5	+/-0,5						
9.5 x 13									+/-0,5	+/-0,5						
9.5 x 14									+/-0,5	+/-0,5						
9.5 x 15.5											+/-0,3	+/-0,5				
9.5 x 16			+/-0,5	+/-0,5												
10 x 13															+/-0,5	+/-0,5
10 x 14.8					+/-0,5	+/-0,5	+/-0,3	+/-0,5								
12 x 17																
12 x 17.8					+/-0,5	+/-0,5	+/-0,3	+/-0,5								
12 x 18									+/-0,5	+/-0,5						
12.7 x 18.7											+/-0,3	+/-0,5				
12.7 x 20			+/-0,5	+/-0,5												
13 x 16															+/-0,5	+/-0,5
15 x 21.8					+/-0,5	+/-0,5	+/-0,3	+/-0,5								
15 x 22									+/-0,5	+/-0,5						
15.9 x 22.9											+/-0,3	+/-0,5				
16 x 19															+/-0,5	+/-0,5
16 x 24.5			+/-0,5	+/-0,5												
19 x 22															+/-0,5	+/-0,5
19 x 26											+/-0,3	+/-0,5				
19 x 28			+/-0,5	+/-0,5												
20 x 28					+/-0,5	+/-0,5			+/-0,5	+/-0,5						
25 x 33					+/-0,5	+/-0,5										
25.4 x 34.5			+/-0,5	+/-0,5												
26 x 29															+/-0,5	+/-0,5
26 x 35									+/-0,5	+/-0,5						
33 x 43									+/-0,5	+/-0,5						
40 x 50									+/-0,5	+/-0,5						
50 x 61									+/-0,5	+/-0,5						

The values of the nominal linear weights are indicative and vary according to the diametrical and material density tolerances.



Zone Industrielle 63600 AMBERT - France  
Tel. + 33 (0)4 73 82 44 36  
e-mail: [plastub@omerin.com](mailto:plastub@omerin.com)

[www.plastub.fr](http://www.plastub.fr)

The information given in this technical data sheet is indicative and subject to change without prior notice. As the conditions of use and the environment in which the product is used cannot be fully covered in our design work, PLASTUB shall not assume liability for any incidents in the event of inappropriate use and/or not carried out according to best practices and applicable standards.

To ensure optimal use of our products, we recommend full tests in real-life situations.

To this end, our sales department is on hand to supply samples and/or to examine the conditions of comprehensive testing in our laboratories.

© Registered trademark of PLASTUB. Drawings and photos are not contractual. Reproduction is prohibited without the prior agreement of PLASTUB.

# TOLERANCE VALUES

Indicative information, not contractually binding

# TECHNICAL FORM

## Dimensional tolerances (mm) applicable to reinforced braided tubes with sheath

Internal diameter x diameter on braid	Tolerances applicable to internal / external diameter									
	TUBOL® STGP		TUBOL® STIP		TUBOL® NIP		TUBOL® NGP		TUBOL® PVCP	
Tolerances applicable to diameter	int	ext	int	ext	int	ext	int	ext	int	ext
4 x 8.3	+/-0,3	+/-0,5	+/-0,3	+/-0,5						
6 x 10	+/-0,3	+/-0,5	+/-0,3	+/-0,5						
6.3 x 11									+/-0,3	+/-0,5
8 x 12.8	+/-0,3	+/-0,5	+/-0,3	+/-0,5						
8 x 13									+/-0,3	+/-0,5
10 x 14.8					+/-0,3	+/-0,5	+/-0,3	+/-0,5		
10 x 15									+/-0,3	+/-0,5
12 x 17.8					+/-0,3	+/-0,5	+/-0,3	+/-0,5		
12.5 x 18									+/-0,3	+/-0,5
15 x 21.8					+/-0,3	+/-0,5	+/-0,3	+/-0,5		
16 x 22									+/-0,3	+/-0,5
19 x 26									+/-0,3	+/-0,5
25 x 33									+/-0,3	+/-0,5

The values of the nominal linear weights are indicative and vary according to the diametrical and material density tolerances.

## Dimensional tolerances (mm) applicable to special polymer, copper and aluminium tape thermoplastic extruded tubes with sheath

Internal diameter x external tube diameter	Tolerances applicable to internal / external diameter						
	TUBOL® PAP	TUBOL® PAR	TUBOL® PEP	TUBOL® PTFEP	TUBOL® CRP BITUBE CRP	TUBOL® ALU BITUBE® ALU	
2.7 x 4	+/-0,10	*	+/- 0.10	*	*	*	
4 x 6	+/- 0.10	+/- 0.10	+/- 0.10	+/- 0.10	+/-0,05	+/- 0.15	
6 x 8	+/- 0.10	*	+/- 0.10	+/- 0.10	+/-0,05	+/- 0.20	
8 x 10	+/- 0.15	*	+/- 0.10	+/- 0.10	+/-0,05	+/- 0.20	
8 x 12	*	+/- 0.15	*	*	+/-0,05	*	
10 x 12	*	*	+/- 0.15	*	+/-0,05	+/- 0.25	

The values of the nominal linear weights are indicative and vary according to the diametrical and material density tolerances.



Zone Industrielle 63600 AMBERT - France  
Tel. + 33 (0)4 73 82 44 36  
e-mail: [plastub@omerin.com](mailto:plastub@omerin.com)

[www.plastub.fr](http://www.plastub.fr)

The information given in this technical data sheet is indicative and subject to change without prior notice. As the conditions of use and the environment in which the product is used cannot be fully covered in our design work, PLASTUB shall not assume liability for any incidents in the event of inappropriate use and/or not carried out according to best practices and applicable standards.

To ensure optimal use of our products, we recommend full tests in real-life situations.

To this end, our sales department is on hand to supply samples and/or to examine the conditions of comprehensive testing in our laboratories.

© Registered trademark of PLASTUB. Drawings and photos are not contractual. Reproduction is prohibited without the prior agreement of PLASTUB.

# TABLE OF CHEMICAL COMPATIBILITY

Indicative information, not contractually binding

# TECHNICAL FORM

	PLASTICS				ELASTOMERS			METALS						
	POLYESTER	POLYETHYLENE	POLYAMIDE	PTFE	PVC	NITRILE	EPDM	SILICONE	AISS 304 STAINLESS STEEL	AISS 316 STAINLESS STEEL	ALUMINIUM	BRASS	CAST IRON	COPPER
A Very good B Good C Fairly good D Not compatible Compatibility unknown 1 Satisfactory at ambient temp. 2 Satisfactory up to 50°C 3 Satisfactory for O-ring seals														
Acetaldehyde	-	A	A1	A	D	D	A	A	A	B	A	C	-	
Acetamide	-	A	A	A	D	A	A	B	B	A	A	-	D	-
Acetic anhydride	C	D	A1	A	D	D	B	C	B	A	A1	D	D	B
Acetic acid	-	A2	D	A	D	C3	A	C	D	B	B	D	D	B
20 %	-	A	D	A	D	B	A	B	A	C	B	D	D	B
80 %	-	D	D	A	C	C3	A	B	D	B	B	D	D	B
Glacial	A1	D	B	A	D	C	B	B	C	A	B	-	D	B
Acetone	B	B1	A	A	D	D	A	B	A	A	A	A	A	A
Acetylene	A	D	A	A	A1	B	A	B	A	A	A	B	A	D
Alcohol (Ethanol)	-	B	A1	A	C	C	A	B	A	A	B	A	B	A
Aluminium chloride	C	B2	B1	A	A2	A	A	B	B	B	D	D	D	B
Aluminium fluoride	-	A2	A1	A	A2	A	A	B	D	D	B1	-	D	D
Aluminium hydroxide	-	A2	A1	A	A2	A	A	-	A1	C1	B1	B	A	D
Aluminium sulphate	B1	A2	A2	A	A2	A	A	A	B	B2	B1	B1	D	A2
Alums	D	A	A	A	-	A	A1	A1	-	A	A	-	D	C
Ammonia 10 %	-	C1	A	A	B1	A	A	-	A	A2	-	A	-	-
Ammonium carbonate	-	B2	A1	A	A2	B	A	C	B	B	B	D	B	D
Ammonium chloride	A1	A2	B	A	A2	B	A	C	C	B2	B1	D	D	D
Ammonium hydroxide	C	A1	A	A	A	D	A	A1	A1	B2	D	D	D	D
Ammonium nitrate	B1	A1	A1	A	A2	A	A	C	A1	A	B1	D	B	D
Ammonium phosphate dibasic	-	A2	C1	A2	A2	A	A	A	B	C	B1	B1	D	D
monobasic	B1	A	B	A	A	A	A	A	B	C	B	-	D	D
tribasic	-	C	B	A	A	A	A	A	B	B	B	-	D	D
Ammonium sulphate	B1	A1	A1	A	A2	A	A	A	B	B	A1	D	D	D
Ammonium thiosulphate	A	-	-	-	A	A1	-	-	A	-	D	D	D	D
Amyl alcohol	A1	B2	A1	A	A2	B	A	D	A	A	B	A1	B	A
Amyl chloride	-	D	C1	A	D	D	D	A2	A2	A1	-	A	A	A
Anhydrous ammonia	D	B2	A1	A	A2	B	A	C	A	A2	A1	D	A	D
Anhydrous liquid chlorine	-	D	D	A	D	D	B	D	C1	C	D	D	D	-
Aniline	D	C	A2	A	C1	D	B	B	A	B	C	D	C	D
Arsenic acid	-	B2	C1	A	A1	A2	A2	A	A2	A2	D	D	D	A
Arsenic salts	B1	B	A	-	A	-	-	-	-	-	-	-	-	-
Asphalt	B1	A1	A	A1	A2	B	D	D	B	A	A	B1	A	A
ASTM oil no. 1	-	-	-	-	-	A	C	B	-	-	-	-	-	-
ASTM oil no. 2	-	-	-	-	-	A	C	B	-	-	-	-	-	-
ASTM oil no. 3	-	-	-	-	-	B	C	C	-	-	-	-	-	-
Barium carbonate	-	B2	A1	A	A2	A2	A	-	B1	B	D	B1	A	A
Barium chloride	B1	A1	A	A	A1	A	A	A1	A1	D	B1	C	B1	
Barium hydroxide	B1	B2	A1	A	A2	A	A	A	B1	B	D	D	D	-
Barium sulphate	D	B2	A1	A	B1	A	A	A	B1	B1	B	B	B	B
Barium sulphide	-	B2	A1	A	A2	A	A	A	B1	B2	D	D	D	D
Beer	A1	A2	A1	A	A2	A	A	A	A	A	A	B	D	B
Benzaldehyde	B	A1	A1	A1	D	D	A	D	B	B	B	-	A	B
Benzene	C	C1	A1	A	C1	D	D	D	B	B	B	-	A	B
Benzyl chloride	-	-	A2	-	-	D	D	C1	B1	D	-	-	D	
Borax (Sodium borate)	A1	A2	A	A	A1	B	A	B	A	A	B1	-	A	B
Boric acid	A1	A2	B	A	A2	A	A	A	B2	A1	D	-	D	B
Bromine	D	D	D	A	C1	D	D	D	D	D	-	-	-	-
Bromochloromethane	-	A	C	A	D	D	B	D	-	-	-	B	B	

	PLASTICS				ELASTOMERS			METALS						
	POLYESTER	POLYETHYLENE	POLYAMIDE	PTFE	PVC	NITRILE	EPDM	SILICONE	AISS 304 STAINLESS STEEL	AISS 316 STAINLESS STEEL	ALUMINIUM	BRASS	CAST IRON	COPPER
A Very good B Good C Fairly good D Not compatible Compatibility unknown 1 Satisfactory at ambient temp. 2 Satisfactory up to 50°C 3 Satisfactory for O-ring seals														
Butane	-	C1	A2	A	C1	A	D	D	A2	A2	A	-	-	C
Butyl alcohol	B1	B2	B1	A2	C1	A	A	B	A	A1	B	-	-	B
Butyric acid	B1	D	C1	A2	B1	D	B	D	B2	B2	B	-	D	C
Calcium bisulphite	B	A1	A2	A	B	A	D	A	B	A	D	-	-	-
Calcium chloride	A1	B2	A1	A	C	A	A	A	C2	B2	D	-	C	D
Calcium hydroxide	B1	A2	A2	A	B	A	A	A	B1	B	C1	-	A	-
Calcium hypochlorite	C1	A1	D	A	B1	C1	B1	B	C1	B1	D	-	D	C
Carbolic acid (phenol)	D	D	D	A	D	D	B	D	B	B	A	D	D	D
Carbon dioxide	A	A1	A1	A	A1	A	B	B	A	A1	B	-	D	-
Carbon monoxide	A	A2	A1	A	A2	A	A	A2	A	A	A	-	A	A
Carbon tetrachloride	-	-	-	A	-	D	D	D	A2	A2	D	B1	C	-
Caustic peroxide	D	A	C1	A	A1	B1	A2	C	B	A1	D	D	B2	B
Caustic soda 20 %	B	D	A	A	A	A	B	A2	B	B2	D	B	A2	A2
50 %	C	D	A	A	A	A1	B1	A1	B	B1	D	D	D	B
80 %	-	D	C	A1	A	D	B1	A1	C	B1	D	D	D	D
Chlorine in solution	-	B1	C1	A	A2	D	C	D	C	C	D	D	-	D
Chloroacetic acid	D	D	D	A	B1	D	D	B1	A1	D	D	D	D	D
Chlorobenzene	D	C1	D	B	D	D	D	D	A	B	A	B1	B	B
Chloroform	D	C1	A	A1	D	D	D	D	A	A	B1	B1	B	A
Chlorosulphuric acid	D	D	D	A	D	D	D	D	B2	C	B	D	D	D
Chromic acid 5 %	D	D	D	A	A2	A	A	C	B	A	C	D	D	D
10 %	D	D	D	A	A2	D	C	C	B	B	D	D	D	D
30 %	D	D	D	A	A1	D	B	C	B2	B2	D	D	D	D
50 %	D	D	D	A	D	D	B	C	C	B2	D	D	D	D
Citric acid	A1	D	A1	A	B2	A	A	A	B1	A2	C	D	D	D
Coconut oil	-	A	-	A	A1	A	D	A	A	A	A	-	A	-
Cod liver oil	-	-	-	A	A1	A	A	B	A	A	A	-	-	-
Copper chloride	A1	-	D	A	A1	A	A	A1	D	D	-	-	-	-
Copper cyanide	-	B2	D	A	A2	A	A	A	B	B	D	D	A	-
Copper nitrate	-	B2	D	A	A2	A	-	-	A	A2	D	D	D	D
Copper sulphate 5 %	A1	A2	D	A	A2	A	A	A	B	B	D	D	D	B
> 5 %	A1	A2	D	A	A2	A	A	A	B	B	D	D	D	-
Corn oil	A	A	A	A	B	D	C	A	A	A	A	-	A	B
Cotton oil	A1	A	B	A	B2	A	D	A	A	A	A	A	A	A
Cresylic acid	-	B1	D	A	D	D	D	A1	A	B2	-	A	B	
Cyclohexane	A1	B1	A	A	D	B	D	D	A1	A	A	A	B	B
Cyclohexanone	-	D	A	A	D	D	B	D	A1	A2	A	-	B	B
Diacetone alcohol	-	B1	A	A	B1	D	A	D	A	A1	A	A	-	-
Dibutyl ether	-	-	A2	A1	A2	B2	D	D	-	A1	A1	-	-	-
Dichlorobenzene	-	-	D	A	D	D	D	-	B1	B1	-	-	-	-
Dichloroethane	C	D	A1	A	D	D	C	D	B	B	A1	B	A	-
Diethyl ether	-	D	A	A	D	D	C	D	A	A	B1	B1	C	A
Diethylamine	-	D	A	D	D	C	B	B	A	A	B	A	B	A
Diethylene glycol	-	B2	A1	A2	C1	A2	A2	B1	A1	A	B1	-	A	-
Dimethylaniline	-	-	A	D	D	D	B2	D	B2	B2	A2	-	-	-
Dimethylformamide	-	A	A	D	D	D	B	C	A	B	A1	-	-	A
Diphenyl oxide	-	-	-	A1	D	A	D	C	B1	A	B1	-	A	A
Distilled water	-	A2	A1	A	A2	D	A	C	A	A	A	A	D	B
Dry carbon tetrachloride	D	D	-	A	-	C1	B1	D	B	B2	D	A1	-	-

# TABLE OF CHEMICAL COMPATIBILITY

Indicative information, not contractually binding

# TECHNICAL FORM

	PLASTICS				ELASTOMERS			METALS										
	POLYESTER	POLYETHYLENE	POLYAMIDE	PTFE	PVC	NITRILE	EPDM	SILICONE	AISI 304 STAINLESS STEEL	AISI 316 STAINLESS STEEL	ALUMINIUM	BRASS	CAST IRON	COPPER				
A Very good																		
B Good																		
C Fairly good																		
D Not compatible																		
Compatibility unknown																		
1 Satisfactory at ambient temp.																		
2 Satisfactory up to 50°C																		
3 Satisfactory for O-ring seals																		
Dry chlorine	D	D	D	A	D	B	A	D	A	1	B	C	1	D	A			
Ethane	-	-	D	A	A	1	D	D	A	A	1	-	-	-	A			
Ethanolamine	-	-	A	A	1	D	B	B	B	A	A	B	-	-	D			
Ethanolamine	-	-	A	A	1	D	B	B	B	A	A	B	-	-	D			
Ether	-	D	A	A	D	D	C	D	A	A	B	1	B	1	C	A		
Ethyl alcohol	-	B	A	1	A	C	C	A	B	A	A	B	A	B	A	A		
Ethyl chloride	C	C	1	A	1	A	D	A	A	D	A	A	B	A	C	B		
Ethylene chlorohydrin	-	D	D	A	D	D	B	C	B	B	B	B	-	-	B	B		
Ethylene dibromide	-	D	-	A	D	D	D	D	B	B	B	-	-	-	B	B		
Ethylene glycol	A	D	A	A	A	A	A	A	B	B	A	B	1	A	A	A		
Ethylene oxide	A	A	A	1	A	D	D	C	D	B	B	D	D	D	D	D		
Ethylenediamine	-	A	D	A	D	A	A	A	B	1	B	1	D	-	D	-		
Fatty acids	-	D	A	1	A	A	B	D	C	B	A	A	C	C	D	D		
Ferric chloride	C	A	1	A	A	A	A	A	B	D	D	D	D	D	D	D		
Ferrous chloride	-	A	2	D	A	A	A	-	-	D	D	D	D	D	B	B		
Ferric sulphate	-	A	2	A	1	A	A	A	A	B	1	A	D	D	D	D		
Ferrous sulphate	-	A	2	D	A	A	A	2	A	-	B	B	1	B	1	D	B	
Formaldehyde 40%	B	D	A	A	A	B	A	-	A	1	A	B	A	B	B	2		
Formaldehyde 100%	-	B	D	A	A	C	A	B	C	A	A	-	C	A	2	2		
Formic acid	B	D	D	A	A	1	C	A	B	1	A	1	A	D	D	C		
Freon 11	A	C	D	A	A	2	B	D	D	A	A	D	-	A	A	A		
Freon 113	A	-	-	A	B	A	D	D	-	-	-	-	-	-	A	A		
Freon 12	A	A	1	A	1	A	A	2	A	B	D	B	1	B	1	A	A	
Freon 22	-	-	B	A	A	D	A	D	A	D	A	D	A	D	B	B		
Freon TF	A	-	D	-	B	A	D	D	A	A	D	-	A	A	A	A		
Fuel oil	-	B	A	1	B	A	2	D	D	D	A	A	C	1	B	A	A	
Furan (resin)	-	D	-	A	A	D	C	D	A	1	A	A	-	-	-	-		
Furfural	-	D	B	A	D	D	D	D	A	B	A	1	-	B	A	A		
Gasoline	A	-	A	2	A	B	A	2	D	D	A	1	A	2	A	-	B	
Gasoline, lead-free	-	-	A	2	A	C	2	A	1	D	D	A	1	A	2	A	2	
Gelatine	-	A	2	A	1	A	B	A	A	A	A	2	A	2	A	D	A	A
Glucose	-	A	2	A	A	A	2	A	A	A	1	A	A	A	A	A	A	
Glycerine	A	A	1	A	1	A	A	A	A	A	A	A	2	A	A	B	A	A
Glycol propane	-	B	2	A	A	C	1	A	A	A	A	B	B	B	-	A	A	A
Grease	-	-	-	A	A	A	D	D	-	A	-	A	-	A	A	A	A	
Hexahydrobenzene (cyclohexane)	A	1	B	1	A	A	D	B	D	D	A	1	A	A	A	B	B	
Hexane	A	D	B	A	B	1	A	D	D	A	A	A	A	A	A	A		
Hexyl alcohol	-	A	A	A	A	2	A	C	B	A	A	A	-	A	-	-		
Hydraulic oil	-	C	A	1	A	A	A	D	B	A	A	A	A	A	A	A		
Hydrobromic acid 20%	-	B	2	D	-	B	2	D	A	D	D	D	D	D	D	D		
Hydrobromic acid 100%	-	B	1	D	A	A	1	D	A	D	D	D	D	D	D	D		
Hydrochloric acid 20%	B	A	2	D	A	A	2	-	A	D	D	D	D	-	D	D		
Hydrochloric acid 37%	C	B	2	D	A	B	B	C	B	D	D	D	D	-	D	D		
Hydrochloric acid 100%	-	-	D	A	D	D	D	D	D	D	D	D	D	D	D	D		
Hydrofluoric acid 20%	-	A	2	C	1	A	B	D	D	D	D	D	D	D	-	D	B	
Hydrofluoric acid 50%	D	A	1	D	A	B	1	D	D	D	D	D	D	D	-	D	B	
Hydrofluoric acid 75%	D	C	1	D	A	C	D	C	D	D	D	D	D	-	D	B		
Hydrofluoric acid 100%	D	-	D	A	C	D	D	D	B	1	B	1	D	-	D	B		
Hydrogen	A	A	2	A	2	A	A	A	C	A	A	A	-	-	A	-	A	
Hydrogen cyanide	C	A	2	B	A	B	B	B	C	B	1	A	A	D	D	D		

	PLASTICS				ELASTOMERS			METALS												
	POLYESTER	POLYETHYLENE	POLYAMIDE	PTFE	PVC	NITRILE	EPDM	SILICONE	AISI 304 STAINLESS STEEL	AISI 316 STAINLESS STEEL	ALUMINIUM	BRASS	CAST IRON	COPPER						
A Very good																				
B Good																				
C Fairly good																				
D Not compatible																				
Compatibility unknown																				
1 Satisfactory at ambient temp.																				
2 Satisfactory up to 50°C																				
3 Satisfactory for O-ring seals																				
Hydrogen sulphide	-	A	C	1	A	B	1	D	B	C	C	A	B	-	D	-				
dry	A	A	C	1	A	A	2	D	B	C	C	1	A	B	D	D				
Hydrogen gas	A	A	2	A	2	A	A	2	A	A	C	A	A	A	-	-	A			
Hydrogen peroxide 10%	-	A	C	1	A	A	1	D	A	A	B	2	B	A	-	C	D			
30%	-	C	2	D	A	A	1	D	B	B	B	2	B	A	-	B	D			
50%	-	C	2	D	A	A	1	D	B	B	B	2	A	2	A	-	D			
100%	-	C	2	D	A	A	D	D	B	B	2	A	2	A	D	B	D			
Iso-octane	A	B	A	1	A	A	1	A	2	D	D	A	1	A	1	A	-			
Isobutanol	-	A	2	A	1	A	2	A	1	B	A	A	A	A	B	-	C			
Isopropyl alcohol	-	A	2	D	A	2	A	1	B	A	A	B	B	B	-	A	B			
Isopropyl ether	-	B	A	1	A	1	B	B	D	D	A	A	A	A	-	B				
JP 3 JP 4 JP 5	-	D	C	A	C	A	C	A	D	D	A	A	A	A	-	A	A			
Kerosene	C	C	1	A	A	A	2	A	D	D	A	A	A	A	A	A	A			
Lactic acid	D	A	1	B	A	B	1	A	A	A	B	1	B	D	D	B				
Lard	-	A	A	1	A	A	1	A	D	B	A	A	A	A	-	A	-			
Lead nitrate	-	A	2	-	A	1	A	2	A	2	B	1	B	1	D	-	-			
Lead sulphamate	-	A	1	B	1	B	B	B	A	B	C	C	C	-	-	-	-			
Ligroin	A	A	A	B	A	A	D	D	A	A	D	-	A	-	-	-	-			
Linseed oil	B	1	A	A	1	A	2	A	D	A	A	A	B	B	-	B				
Liquid ammonia	-	C	1	B	1	A	A	1	C	A	-	B	2	A	2	A	-			
Liquid beet sugars	-	A	1	A	1	A	2	A	A	A	A	A	A	A	-	A	A			
Liquid propane	A	C	1	A	1	A	1	A	D	D	A	A	A	A	A	A	A			
Liquid sugars	-	-	A	1	A	-	A	A	A	A	A	A	A	-	-	A	A			
Magnesium carbonate	-	B	-	A	1	B	A	2	A	-	B	B	A	-	-	A	A			
Magnesium chloride	C	A	1	A	1	A	B	A	2	A	A	D	D	D	D	A	2			
Magnesium hydroxide	C	A	2	B	1	A	A	2	A	A	A	B	A	1	C	1	D	A	B	
Magnesium nitrate	-	A	2	A	1	A	A	2	A	A	-	B	B	B	-	D	B			
Magnesium sulphate	-	A	2	A	1	A	1	A	A	A	A	B	1	A	A	A	A			
Malic acid	-	B	2	A	A	A	2	A	D	B	A	A	2	B	1	B	-	D		
Manganese sulphate	-	A	1	A	2	A	C	A	2	A	2	A	1	B	2	B	1	D	A	B
Mercury	B	A	A	A	A	A	A	A	-	A	A	D	D	A	D	D				
Mercury chloride	B	A	D	A	A	A	A	1	-	D	D	D	D	D	D	D				
Mercury cyanide	-	A	A	2	B	A	A	A	1	A	C	C	D	-	C	D				
Methane	-	-	A	A	B	A	D	D	A	A	A	A	-	-	-	-	-			
Methyl alcohol	B	A	1	B	1	A	A	1	A	A	A	A	A	1	A	A	B	1		
Methyl chloride	-	C	1	B	1	A	D	D	D	D	A	A	D	A	D	-				
Methyl ethyl ketone	B	B	2	A	1	A	D	D	A	2	D	A	A	B	A	A	A			
Methyl isobutyl ketone	B	C	B	2	A	D	D	B	1	D	B	B	B	-	C	B				
Methyl methacrylate	-	-	-	-	-	A	D	D	C	B	B	-	-	C	-	-				
Methylene chloride	D	D	C	1	A	D	D	C	1	-	B	B	C	A	B	B				
Milk	-	A	A	A	A	2	A	1	A	A	A	A	A	A	D	D	D			
Mineral oils	A	B	1	A	A	B	A	D	C	A	A	A	A	-	B	-				
Monochlorobenzene	D	C	1	D	B	D	D	D	D	A	B	A	B	1	B	B				
Muriatic acid (hydrochloric acid)	-	A	A	A	A	B	B	A	-	A	A	B	-	D	-	-				
Mustard	D	C	1	B	1	A	D	D	B	1	D	B	B	B	-	C	B			
Nitrobenzene	-	A	-	A	A	A	A	D	A	A	A	A	-	A	-	-	-			
Natural gas	B	A	1	A	B	A	1	A	D	D	A	A	A	A	B	A				
Naphtha	B	A	1	A	B	A	1	A	D	D	A	A	A	A	B	A				
Naphthalene	B	C	A	1	A	D	D	D	D	A	A	B	1	-	A	-				
Nickel nitrate	-	A	A	1	A	2	A	A	1	A	2	-	B	2	D	-	C	-		



# TABLE OF CHEMICAL COMPATIBILITY

Indicative information, not contractually binding

# TECHNICAL FORM

	PLASTICS				ELASTOMERS			METALS						
	POLYESTER	POLYETHYLENE	POLYAMIDE	PTFE	PVC	NITRILE	EPDM	SILICONE	AISI 304 STAINLESS STEEL	AISI 316 STAINLESS STEEL	ALUMINIUM	BRASS	CAST IRON	COPPER
A Very good														
B Good														
C Fairly good														
D Not compatible														
Compatibility unknown														
1 Satisfactory at ambient temp.														
2 Satisfactory up to 50°C														
3 Satisfactory for O-ring seals														
Nickel chloride	-	A	C1	A	A	A1	A1	A	D	C	D	D	D	-
Nickel sulphate	-	A	A1	A	A	A1	A1	A	B	B1	D	D	D	-
Nitro-hydrochloric acid (80 % HCl + 20% HNO <sub>3</sub> )	-	B1	D	A	C1	D	C	D	D	D	D	D	D	D
Nitric acid 5-10 %	C	B	D	A	A1	D	A1	C	A	A	A	D	D	D
20 %	D	C	D	A	A1	D	A1	D	A	A	D	D	D	D
50 %	D	B1	D	A	B1	D	D	A2	A1	D	D	D	D	D
concentrated	D	C1	D	A	B1	D	D	A1	A1	D	D	D	D	D
Oleic acid	A	C2	A	A	C2	B	B	D	A	A	A	D	-	A
Olive oil	-	A1	A1	A1	C	D	D	D	A	A	A	-	-	-
Oxalic acid	D	A2	B2	A1	B	D	A	B	B	A	A	D	C	B
Oxocarbon	A	A2	A1	A	A2	A	A	A2	A	A	A	-	A	A
Ozone	C	A	D	A	B	D	A	A	B	A	B	-	-	A
Palmitic acid	A	-	A	A2	B1	A2	B1	D	B1	A1	B	D	-	B
Paraffin	-	B	A1	A	B	B	D	-	A	A	A	A	-	B
Peanut oil	-	A	-	A	A1	A	D	A	A	A	A	-	A	A
Pentane	-	D	A1	A	A	A	D	D	C	C	B	-	-	-
Petrol	B	C1	A1	A2	-	A2	D	D	A1	A1	D	-	-	B
Phenol	D	D	D	A	D	D	B	D	B	B	A	D	D	D
Phenol 10 %	-	B	D	A	C1	D	B	D	B	B	A	-	D	B
Phosphoric acid ≤ 40 %	-	A	B1	A	B	D	B	C	D	C	C	D	D	D
> 40 %	-	B1	B1	A	B	D	B	D	D	C	C	D	D	D
Phosphorus trichloride	-	B	-	A2	D	D	A1	-	A1	A2	D	-	-	D
Phthalic anhydride	-	-	-	A	D	D	A	-	A	A	A	-	-	C
Picric acid	-	A	C1	A	D	C	B	D	B	B	C	-	A	D
Pine oil	-	D	A	A	D	D	D	D	A	A	A	-	C	-
Potassium bromide	-	A	A1	A	A	A	A1	A1	B	B	C1	-	D	B
Potassium carbonate	D	A1	A	-	A	A1	-	B	B	D	-	C	B	
Potassium chloride	B	A1	A1	A	A	A1	A1	A	B1	A1	D	D	A	B
Potassium cyanide in solution	B	A	A1	A	A	A1	A1	A	B1	B1	D	D	B	D
Potassium dichromate	C	A	B1	A	A	A1	A1	A	B	B1	B	-	A	B
Potassium hydroxide	D	A	C1	A	A1	B1	A2	C	B	A1	D	D	B2	B
Potassium nitrate	B	A	B1	A	A	A2	A	A	B	B	B	B	A	A
Potassium permanganate	D	A	D	A	A1	C	A	-	B1	B	B1	-	A	A
Potassium sulphate	B	A2	A1	A	A2	A2	A1	A	B1	A	C	D	A	B
Propyl alcohol	-	A2	D	A	A1	A	A	A	A	A	A	A	A	A
Pyridine	C	B1	C1	A	D	D	B	D	A	A	B	A	B	
Salicylic acid	-	B2	A1	A2	B1	B	A	-	B2	B2	B2	-	A	A
Saltwater	A	A2	A2	A	B	D	A	B	B	B	B	D	D	B
Seawater	A	A2	A2	A	A2	D	A2	A1	C	C	B	D	D	B
Silicone oil	A	A	A1	A	A	A	A	C	A	A	A	-	A	A
Silver nitrate	-	A	A1	A	A1	B	A	A	B	B	D	-	C	-
Soap solutions	A	D	A1	A	A	A	A	A	A1	C	B	A	A	A

	PLASTICS				ELASTOMERS			METALS							
	POLYESTER	POLYETHYLENE	POLYAMIDE	PTFE	PVC	NITRILE	EPDM	SILICONE	AISI 304 STAINLESS STEEL	AISI 316 STAINLESS STEEL	ALUMINIUM	BRASS	CAST IRON	COPPER	
A Very good															
B Good															
C Fairly good															
D Not compatible															
Compatibility unknown															
1 Satisfactory at ambient temp.															
2 Satisfactory up to 50°C															
3 Satisfactory for O-ring seals															
Soda (sodium carbonate)	-	B2	B1	A	A2	A	A2	A	A	A	A	D	B	B	A
Sodium bicarbonate	-	A2	A	A	A2	A1	A2	A	A	A1	D	D	C	B	
Sodium carbonate	-	B2	B1	A	A2	A	A2	A	A	A	D	B	B	A	
Sodium chloride	A	A2	A1	A	A2	A	A	A	B	B	C	D	D	B	
Sodium cyanide	B	A2	A1	A	A2	A	A2	A	A1	B1	D	D	A	D	
Sodium fluoride	-	A2	B	A1	A2	A1	A	-	D	D	B	-	C	D	
Sodium hydroxide 20 %	B	D	A	A	A	A	B	A2	B	B2	D	B	A2	A2	
50 %	C	D	A	A	A	A1	B1	A1	B	B1	D	D	D	B	
80 %	-	D	C	A1	A	D	B1	A1	C	B1	D	D	D	D	
Sodium hypochlorite	D	B2	D	A	B	D	B1	B	D	D	D	D	D	-	
Sodium hypochlorite < 20 %	A	A	D	A	A	B	B	B	C	C	D	D	D	-	
Sodium nitrate	-	A2	A1	A	A2	A1	A	D	B1	B1	D	-	B	D	
Sodium peroxide	-	A	A1	A	B2	B	A	D	A	A	C	D	C	B	
Sodium phosphate	-	A	A1	A	A1	A	A	D	B	B	D	D	D	A	
Sodium silicate	-	A2	A1	A	A2	A	A	A	A	B	D	D	B	B	
Sodium sulphate	-	A2	A	A	A2	A	A	A	B	B1	A	B	B	B	
Sodium sulphide	-	A2	A1	A	A2	A	A2	A	B	D	D	C	D		
Sodium thiosulphate	-	A1	B	A	A2	B	A2	A	A2	B	A	D	C	D	
Soy oil	B	A1	A	A	A1	A	C	A	A	A	A	-	A	-	
Stearic acid	C	B1	A2	A	B2	B	B	B	B	A	B	D	C	D	
Styrene	D	-	A1	A	D	D	D	D	A	A	A	A	A	B	
Sulphur chloride	-	C1	A1	A	C1	D	D	C	D	D	D	D	D	B	
Sulphur trioxide	-	-	D	A	A	D	C2	B	A	C	A	D	B	C	
Sulphuric acid 10-75 %	-	A1	D	A	A1	B1	B2	D	D	D	D	-	D	-	
75-100 %	C	B1	D	A	D	C	B1	D	C	D	D	-	D	D	
< 10 %	A	A1	C1	A	A1	A1	A	C	D	B	D	-	C	-	
cold concentrate	B	C	D	A	D	D	C	D	C	B	B	-	D	-	
hot concentrate	C	D	D	A	D	D	D	D	C	D	-	D	-		
Sulphurous acid	-	B2	D	A	A2	B1	B	D	B1	B	B1	-	D	D	
Synthetic hydraulic oil	-	A	A1	A	A	D	A	B	A	A	A	A	-	A	
Tannic acid	A	B2	C1	A	A1	A	A	B	B1	A	C	B	C	A	
Tartaric acid	C	A1	B2	A	A1	A	B	A	C2	C2	B1	D	C	A	
Tetrachloroethylene	-	B	A1	A	D	D	D	D	-	A	-	-	A	A	
Toluene	B	C1	A1	A	D	D	D	D	A	A	A	A	A	A	
Trichloroethylene	C	D	C1	A	D	D	D	D	B	B	D	-	C	A1	
Tricresyl phosphate	-	B1	A2	A	D	D	A	C	B	B	D	-	B	B	
Triethylamine	-	-	A1	A	B	C	A	-	A	A	-	-	A	A1	
Turpentine	-	D	B	A	D	-	D	D	A	A	A	D	-	B	
Varnish lacquer	-	A	A1	A	D	D	D	D	A1	A	A	-	C	A	
Vinegar	-	A	A	A	B	B	A	A	A	A	D	D	D	B	
Vinyl chloride	-	-	A1	A2	D	D	C	-	B2	A1	B1	-	B	B	
Water < 80 °C	A	A2	A1	A	B	D	A	B	A	A	B	D	D	B	

The information given in this technical data sheet is indicative and subject to change without prior notice. As the conditions of use and the environment in which the product is used cannot be fully covered in our design work, PLASTUB shall not assume liability for any incidents in the event of inappropriate use and/or not carried out according to best practices and applicable standards.

To ensure optimal use of our products, we recommend full tests in real-life situations.

To this end, our sales department is on hand to supply samples and/or to examine the conditions of comprehensive testing in our laboratories.

© Registered trademark of PLASTUB. Drawings and photos are not contractual. Reproduction is prohibited without the prior agreement of PLASTUB.



Zone Industrielle 63600 AMBERT - France

Tel. + 33 (0)4 73 82 44 36

e-mail: [plastub@omerin.com](mailto:plastub@omerin.com)

[www.plastub.fr](http://www.plastub.fr)

# PLASTUB® GENERAL TERMS AND CONDITIONS OF SALE

## Article 1 - Application of general terms and conditions of sale

These general terms and conditions of sale are systematically sent or delivered to each customer when a customer account is created, or recalled when a quotation is provided to enable the customer to place an order.

Consequently, placing an order implies full and unequivocal acceptance of these GENERAL TERMS AND CONDITIONS OF SALE to the exclusion of all other documents.

Unless otherwise formally accepted in writing by PLASTUB, no special conditions shall prevail over these GENERAL TERMS AND CONDITIONS OF SALE. Unless otherwise expressly accepted, no customer conditions to the contrary shall therefore be imposable on PLASTUB.

Should PLASTUB not impose the application of any of any of the GENERAL TERMS AND CONDITIONS OF SALE at any given moment, this may not be interpreted as its renoucement of imposing any such terms and conditions at a later time.

Our general terms and conditions of sale may be consulted on request.

## Article 2 – Orders

To be correctly registered, all orders must be placed in writing or sent by fax or e-mail to the main PLASTUB correspondence address in AMBERT, Puy-de-Dôme, France.

Orders shall be confirmed by PLASTUB by acknowledgement of receipt in the form of a fax, e-mail or standard letter bearing an official PLASTUB signature.

The order and any amendments shall indicate the PLASTUB product references, the price proposal references, the price, delivery lead time, transport conditions and terms of payment, as well as the references of the documents concerning the product technical specifications, packaging, delivery location and where necessary the quality or technical documents requested to accompany the delivery.

All orders are considered to be firm and definitive on the date of transmission of the order acknowledgement issued by PLASTUB.

## Article 3 – Order of modification

Any changes to the order by the customer shall be notified in writing and to be valid, must be covered by a new acknowledgement of receipt signed by PLASTUB and setting out the consequences in terms of price and lead time. Changes to the order may give rise to the definition of a new price proposal.

Any cancellation of an order shall give rise to payment of the services already delivered by PLASTUB.

Any modification of the order resulting from abnormal conditions of use or conditions not indicated in the specifications shall give rise to a new price proposal.

## Article 4 – Delivery lead times

The dates indicated on the acknowledgement of receipt correspond to the dates of shipment.

The delivery lead times are indicated as precisely as possible but depend on the conditions of supply and transport affecting PLASTUB. PLASTUB undertakes to implement the greatest diligence possible to respect these lead times.

Overrun of delivery lead times shall not give rise to compensation, withheld payment nor cancellation of active orders. In particular, it is specified that delays due to weather conditions shall not give rise to compensation. Moreover, PLASTUB shall not be held liable for delays caused by subcontractors imposed by the customer nor the late delivery of products or services by the customer.

Any changes to the order shall give rise to corresponding changes in lead times.

The following are considered to be force majeure events discharging PLASTUB from its obligation to deliver: war, riots, fire, strikes, accidents, impossibility to obtain delivery itself, accidents involving tools, machine breakage, transport interruption or delays.

PLASTUB shall inform the customer of any delays in as timely a manner as possible.

In all events, delivery within the deadline can only occur if the customer is up-to-date with its obligations towards PLASTUB.

## Article 5 – Transport

Unless an order value is below the minimum defined in the price proposal, products are sold carriage paid. For order values below this minimum, products are dispatched collect or carriage forward and billable.

PLASTUB shall organise transport and assume the costs.

Consequently, products are shipped at the risk and peril of the customer. Our prices are based on normal courier transport rates. If a more expensive shipment method is used at the customer's request (Express courier, parcel delivery service), the additional cost is fully borne by the customer.

In the event of loss or damage, the customer shall address all actions to the shipping provider as per the conditions of article L.133-6 of the French commercial code.

All complaints for damage or partial loss must be made by extrajudicial measures or by registered post to the shipment provider within three days, excluding bank holidays.

Where necessary, the customer must indicate any reservations on the delivery note signed by the delivery driver and keep a copy. Visible damage must be photographed in the presence of the delivery driver.

Any claims concerning the non-delivery of products must be submitted within eight (8) days of the date of invoice.

For deliveries outside of France, sales are completed Ex Works (latest version drawn up by the International Chamber of Commerce - ICC), unless a different Incoterm is selected on the acknowledgement of receipt of the order.

## Article 6 – Product reception & acceptance

On reception of the products, the customer shall verify that all products delivered are compliant with those ordered and the absence of visible defects.

Where necessary, the customer must indicate any reservations on the delivery note signed by the delivery driver and keep a copy.

It is incumbent on the customer to provide justification of the effective nature of the defects or anomalies observed. The customer shall allow PLASTUB full freedom to observe these defects and deliver a suitable remedy. The customer shall refrain from undertaking such actions or from delegating a third party to do so.

All claims shall indicate the numbers of the purchase order, of the delivery notes, of the parts (spool or drum number) and of batches, and be supported by samples of the defective products.

If no complaints or reservations are made by the customer to this end within right (8) days of receiving the products, said products are considered to be accepted.

If a specific technical acceptance procedure is applicable, the procedure shall be subject to special conditions and acceptance shall be issued in the form of a written report signed by all parties.

The cost of work resulting from reservations accepted by PLASTUB shall be borne by PLASTUB.

The customer shall perform product tests and verifications required for its intended use of the products.

Information contained in technical data sheets is given for product use in normal conditions as specified in these documents. Consequently, it is important for the customer to perform prior tests to ensure the product is able to fulfil the intended functions.

PLASTUB shall accept no product returns without prior authorisation.

## Article 7 – Price

### 7.1 – Price

Unless express terms are defined specific to the order, the product prices are those specified in the price proposal.

The validity period of firm price proposals is one month, unless other provisions are defined in the price proposal.

The prices indicated on quotations exclude taxes (VAT) and include the costs of packaging and packing unless otherwise specified in the quotations.

Discounted prices applicable to pre-determined quantities may not be applied to a lesser quantity. In the event a lower quantity is ordered, the price will be revised.

### 7.2 – Terms of payment - currency

Our invoices are payable in AMBERT. If payment is made by banker's draft, it must be returned to us within eight (8) days as specified by the Code of Commerce.

Unless other conditions are expressly indicated in the specific terms and conditions of the order, payment is due 30 after the date of invoice, net and without reduction.

In no event may payments due to PLASTUB be suspended nor subject to reduction or compensation without the written agreement of PLASTUB. All payments made to PLASTUB are applied to sums due whatever the origin, starting with the oldest payables.

Unless otherwise indicated in the price proposal, the applicable currency is the Euro.

Non-payment of an invoice shall entitle PLASTUB to demand payment prior to any future shipments of products, whatever the terms and conditions of the purchase order in question.

Early payment shall give rise to a 1% discount per full month early.

### 7.3 – Advance payment

PLASTUB may require an advance payment from the time of receipt of the acknowledgement of receipt of the purchase order and the proforma invoice. The amount of the advance payment will be between 10% and 30% depending on the nature of the products sold or services to be delivered.

### 7.4 – Late payment penalties

In the event of late payment, a 5% penalty shall be applied to the pre-tax invoice amount for each month late, while this rate may not be less than three times the legal interest rate. A flat rate indemnity of 40 Euro shall also be applied for recovery costs. The creditor may demand supplementary compensation if the actual recovery costs exceed 40 Euro.

## Article 8 – Safety stock

Requests for safety stocks will only become valid after signature of a letter of agreement between PLASTUB and the customer to maintain a safety stock.

Letters of agreement concerning safety stocks are valid for a period of one (1) year. The parties agree to meet two (2) months prior to the end of the validity period to sign a new letter of agreement on safety stocks. When the customer requires that PLASTUB provides safety stocks, the customer also agrees to purchase the whole remaining stock at the end of the agreement period.

If the safety stock is delivered, PLASTUB shall replace the stock within the deadlines specified in the letter of agreement for safety stock, unless otherwise expressed in writing by the customer on the date of request to deliver the safety stock.

The customer shall be obliged to purchase the replaced safety stock.

The composition of the safety stock shall be defined jointly by the Parties, two (2) months prior to the end of validity of the letter of agreement.

## Article 9 – Confidentiality

The customer shall consider as strictly confidential, all information, technical formulae or concept given or which come into its possession under this agreement. In terms of the application of this clause, the customer is also fully responsible for its employees. Nonetheless, the customer shall not be held liable for disclosure if the elements disclosed are in the public domain or if the customer had prior knowledge of such elements or obtained them from third parties via legitimate means.

Similarly, PLASTUB agrees to maintain the confidentiality of information it obtains in the course of this agreement and to refrain from disclosure to any other party, either during performance of the agreement or following its termination.

## Article 10 – Industrial property

All equipment, models, brands, drawings, specifications, assembly instructions, user manuals and other information provided by PLASTUB remain its property at all times.

The customer shall not claim any ownership of equipment, models, drawings, specification and other elements of information. In no event shall the customer use such elements outside the context of the sale agreement.

The customer shall not reproduce or recreate PLASTUB products.

The totality of industrial property rights concerning the results of the execution of the order shall remain the property of PLASTUB, without limit on time nor geographical scope.

## Article 11 – Retention of title

The products are sold under retention of title: transfer of ownership is subject to the full payment of the price by the customer on the agreed due date and notwithstanding the transfer of risk on the date of delivery.

If payment is not made by the due date, PLASTUB shall retake possession of the products remaining in its ownership and at its discretion terminate the agreement by registered letter to the customer.

The customer shall not transform, incorporate or assemble any of the products before paying for them in full.

The customer shall retain the sold products under retention of title to ensure that they are not mixed with similar products originating from other suppliers.

The risks are assumed by the customer from the time of delivery of the products, under the conditions of the agreement and notwithstanding the retention of title.

The customer agrees to insure the products to the benefit of entitled parties against all risks they may encounter or be exposed to from the time of delivery.

The customer shall maintain equipment sold under retention of title in good condition and shall assume all reconditioning costs should the equipment be returned unpaid for.

Should a customer fail to pay for purchased products, PLASTUB shall demand their return at the customers expense, risk and peril, by registered letter with recorded delivery.

In the event that PLASTUB reclaims the merchandise, it is not obliged to return any advance payments on the price if these amounts can be cancelled out by the compensation due by the customer (for reconditioning costs or repairs).

## Article 12 – Liability – Guarantee – Insurance

The liability of PLASTUB is limited to the repair or standard exchange of products acknowledged as defective, on the condition that they have not been modified, excluding all other indemnities concerning the cost of assembly and machining, delayed supplies etc.

Specific products manufactured according to customer drawings or specifications are not returnable nor exchanged.

Design examples and recommendations are provided for information only. They shall not engage the liability of PLASTUB and shall not constitute an element of performance.

PLASTUB shall not guarantee the harmful consequences of errors in installation, assembly, poor storage or incorrect use. PLASTUB shall not guarantee any damage arising from abnormal use or use not corresponding to the instructions provided in the specifications.

When parts are produced according to customer specifications, the customer is responsible for the information provided and for the suitability of the product with its requirements. PLASTUB declines all liability if the specific products ordered by the customer do not correspond to its needs. PLASTUB shall not be held liable for the design of specific products.

It is the responsibility of the client to inspect the products and ensure their compliance with industry best practices and specific conditions of use. PLASTUB shall accept no product returns without prior authorisation.

PLASTUB delivers its services with all reasonably possible diligence. PLASTUB shall not be held liable for any indirect harm caused to the customer such as loss of earnings or loss of business.

PLASTUB is insured in accordance with common law.

## Article 13 – Drums

Drum deposits are invoiced at the same time as products delivered, at a set price specified in the price proposal. Subject to the deduction of a fixed fee, the deposits are refunded if the empty drums are returned carriage paid in good condition, within a maximum of three (3) months. After this deadline, PLASTUB may apply a rental fee of 2.5% of the drum price per month.

## Article 14 – Tools and samples

For the creation of tools and any design work not followed by serial production as foreseen in the initial price proposal, the customer may be obliged to pay for the work completed by PLASTUB involving design costs, supplementary tool costs, finalisation and delivery of prototypes.

For parts subject to regular deliveries and to take account of procurement lead times for functional components of tools under the responsibility of PLASTUB, the customer shall inform PLASTUB of the discontinuation of procurement with two (2) months notice. Otherwise, the customer will assume the cost of reimbursing all expenses incurred.

Tools financed by the customer shall remain the property of the customer, who must retrieve them where necessary at its own cost, risk and peril.

## Article 15 – Lengths and tolerances

Lengths invoiced are the lengths actually delivered. When the products originate from specific manufacturing requirements, they may differ from the quantities ordered by 10%, without this entitling the customer to make a claim.

The lengths indicated for our own production include a tolerance of +/- 1%.

## Article 16 – Termination

Termination is subject to a period of two (2) months notice from the date of receipt of the registered letter informing the other party of the termination. Prior to termination, the customer shall settle all outstanding invoices concerning tools and inform PLASTUB of the destiny of the tools (taken back at its costs or destroyed by PLASTUB).

## Article 17 – Competent jurisdictions

Any disputes concerning the interpretation and execution of product sales shall be the sole jurisdiction of the commercial court of Clermont-Ferrand. PLASTUB's legal domicile is its company head office. French law is applicable.

## Article 18 – Returns

When PLASTUB accepts product returns, we may only issue a credit note if they are delivered in perfect condition without sign of use, and after inspection and acceptance by our staff.

## Article 19 – Language

For courtesy reasons, our general terms and conditions of sale are available in English but only the French version is legally binding.





SLEEVINGS,  
TUBES & PROFILES



**PLASTUB S.A.S**

Zone Industrielle 63600 AMBERT - France

Tel. + 33 (0)4 73 82 44 36

e-mail: [plastub@omerin.com](mailto:plastub@omerin.com)

[www.plastub.fr](http://www.plastub.fr)