



9

BRAIDED INSULATING SLEEVINGS

omerin
LES CABLES DE L'EXTREME




- The world's leading manufacturer of silicone-insulated wires and cables
- Europe's leading manufacturer of glass-yarn braids
- France's leading manufacturer of fire safety cables

The Omerin group has been producing electrical cables for extreme conditions since 1959

At Omerin, we use our know-how and technology to develop increasingly high-performance products.

Our expertise is recognized in over 120 countries.



Omerin offers a wide range of high-performance products covering a large number of applications in very diverse industries, including the electrothermal construction, electromechanical, chemical, nuclear energy, railway, automotive, naval, aerospace, heavy industry, power plant and other sectors. Our product range is further extended by varnished, impregnated and treated braided insulating sleeveings, door seals for ovens, fireproof sleeveings, thermocouple, extension and compensation cables as well as industrial braids.



Men and women at your service

The technical expertise of our teams is at your disposal, providing responses and solutions to all your requirements.

Our Methods, Quality and Research and Development Departments work permanently together with the aim of constantly improving our products and processes.

All our staff subscribe to this approach with their involvement and constant self-checking at all stages of production.

List of all the available catalogues:

HIGH TEMPERATURE WIRES AND CABLES FOR THE GENERAL MARKET SECTION I: CROSS LINKED ELASTOMERS 1

HIGH TEMPERATURE WIRES AND CABLES FOR THE GENERAL MARKET SECTION II: FLUOROPOLYMERS AND THERMOPLASTICS 2

HIGH TEMPERATURE WIRES AND CABLES FOR THE GENERAL MARKET SECTION III: COMPOSITE INSULATIONS 3

FIRE RESISTANT SAFETY CABLES 4

CABLE SOLUTIONS FOR ROLLING STOCK 5

CABLES FOR POWER STATIONS AND HIGH-RISK SITES 6

MARINE CABLES 7

PYROMETRY CABLES 8

BRAIDED INSULATING SLEEVINGS 9

HIGH TEMPERATURE MEDIUM VOLTAGE POWER CABLES 10

CABLE SOLUTIONS FOR AUTOMOTIVE AND E-MOBILITY 11

PACKAGING AND TECHNICAL DATA

Ultimately, this catalogue is the result of the passionate endeavours of an entire team, who have displayed great talent in writing it for you.

It is designed to be a simple and concise working tool for you, serving as a reference document that is able to meet the majority of your needs.

This catalogue, as well as ten others from our collection are available on line with real time updates and much more information at


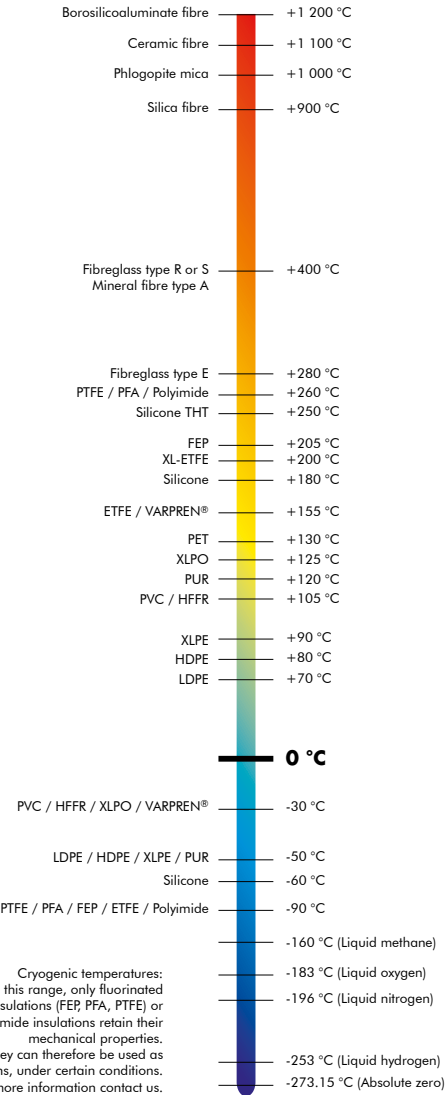
www.omerin.com

All the trademarks listed below are registered trademarks of the **OMERIN Group**.

BIO-HABITAT®	Wires and cables for a home without electromagnetic interference
CERAFIL®	Miniature ceramic insulated wires for very high temperatures
COAXRAIL®	Coaxial cables for railway industry
COAXTHERM®	High temperature coaxial cables
COUPLIX®	Pyrometry cables (thermocouples, extension, compensation cables)
DATARAIL®	Data cables for the railway industry
ELECTROAIR®	Aerospace & Defence wires and cables
ENERSYL®	Electrical cables for power station and high risk sites
FLEXBAT®	Extra flexible battery cables
LUMIPLAST®	Wires and cables for lighting systems
METALTRESSE®	High performance metallic braids
MINOROC®	Very high tensile strength synthetic cables
MULTIMAX®	Power, control and instrumentation cables for the marine industry
MULTI-VX®	Hybrid data and power cables
ODIOSIS®	Sound, amplification and loudspeaker cables
OILPLAST®	Cables for industrial environments and intrinsically safe system
OMBILIFLEX®	High performance special multi-function cables
PLASTHERM®	Special thermoplastic insulated wires and cables
POWER CONNECT®	High performance power cords
PROFIPLAST®	Thermoplastic insulated wires and cables
PYRISOL®	Fire resistant power cables for safety circuits
PYRITEL®	Fire resistant communication cables for safety circuits
SILIBOX®	Wire and cables cardboard box packaging system
SILICABLE®	Special high temperature wires and cables
SILICOUL®	Low and medium voltage class H (180°C) power cables
SILIFLAM®	Very high safety cables for extreme temperatures
SILIFLON®	Fluoropolymer insulated high temperature wires and cables
SILIGAINÉ®	Braided insulating sleeveings
SILIRAD®	Electron beam cross-linked cables
SILITUBE®	Braided or extruded tubes
SOLARPLAST®	Power cables for photovoltaic solar panels
SONDIX®	Platinum resistance temperature sensors connection cables
SPIRFLEX®	High performance spiral cables
TEXALARM®	Cables for safety systems and fire alarms
TS CABLES®	Coaxial and data cables
TS COM 900®	Telephonic cables for very speed reception
TS LAN®	Copper LAN cables
TWINLINK®	High temperature controlled impedance twisted pair cables
TWINPLAST®	Extra flexible cables for battery chargers or jump starters
VARPREN®	Wires and cables with special cross-linked Varpren® insulation
VEROX®	Fiberglass braided seals
VIDEOCOAX®	Analogue and digital video cables



Thermal classification of insulations



Contents

**ELECTRIC INSULATING SLEEVINGS
CLASS F - POLYURETHANE
COATING**

FT 9101 to 9104

Pages 7 to 9

**ELECTRIC INSULATING SLEEVINGS
CLASS F - ACRYLIC COATING**

FT 9201 to 9203

Pages 12 to 14

**ELECTRIC INSULATING SLEEVINGS
CLASS H and C - SILICONE
RUBBER COATING**

FT 9301 to 9310

Pages 16 to 25

**HIGH TEMPERATURE FIBREGLASS
PROTECTIVE SLEEVINGS**

FT 9401 to 9406

Pages 28 to 33

**VERY HIGH TEMPERATURE
PROTECTIVE SLEEVINGS**

FT 9501 to 9503

Pages 36 to 38

OTHER PROTECTIVE SLEEVINGS

FT 9601 to 9605

Pages 40 to 44

**SPECIAL SLEEVINGS
AND OVEN SEALS**

FT 9702 to 9703

Pages 46 to 47

Product list

ELECTRIC INSULATING SLEEVINGS CLASS F - POLYURETHANE COATING

FTNo.	PRODUCT REFERENCE	PAGE
9101	SILIGAIN 13F1.....	7
9103	SILIGAIN 13F3.....	8
9104	SILIGAIN 13F4.....	9

ELECTRIC INSULATING SLEEVINGS CLASS F - ACRYLIC COATING

FTNo.	PRODUCT REFERENCE	PAGE
9201	SILIGAIN 16F2.....	12
9202	SILIGAIN 16F3.....	13
9203	SILIGAIN 16F7 UL	14

ELECTRIC INSULATING SLEEVINGS CLASS H and C - SILICONE RUBBER COATING

FTNo.	PRODUCT REFERENCE	PAGE
9301	SILIGAIN 15C2.....	16
9302	SILIGAIN 15C3.....	17
9303	SILIGAIN 15C3-UV	18
9304	SILIGAIN 15C4.....	19
9305	SILIGAIN 15C4.d.....	20
9306	SILIGAIN 15C5.....	21
9307	SILIGAIN 15C5-E.....	22
9308	SILIGAIN 15C7 Grade A UL.....	23
9309	SILIGAIN 15C10.....	24
9310	SILIGAIN 15C1.5.....	25

HIGH TEMPERATURE FIBREGLASS PROTECTIVE SLEEVINGS

FTNo.	PRODUCT REFERENCE	PAGE
9401	SILIGAIN 21F1.....	28
9402	SILIGAIN 24C1	29
9403	SILIGAIN 31-1	30
9404	SILIGAIN 31C1E.....	31
9405	SILIGAIN GT 1.....	32
9406	SILIGAIN GTE 1	33

VERY HIGH TEMPERATURE PROTECTIVE SLEEVINGS

FTNo.	PRODUCT REFERENCE	PAGE
9501	SILIGAIN 33SI.....	36
9502	SILIGAIN GSIL	37
9503	SILIGAIN 33NX.....	38

OTHER PROTECTIVE SLEEVINGS


FTNo.	PRODUCT REFERENCE	PAGE
9601	SILIGAIN 22P1.....	40
9602	SILIGAIN TN.....	41
9603	SILIGAIN TN-FR	42
9604	SILIGAIN TN-FR TWIST.....	43
9605	SILIGAIN TNL-FR TWIST	44

SPECIAL SLEEVINGS AND OVEN SEALS

FTNo.	PRODUCT REFERENCE	PAGE
9702	SILITUBE X.....	46
9703	VEROX	47



ELECTRIC INSULATING SLEEVINGS CLASS F - POLYURETHANE COATING

FT No.	PRODUCT REFERENCE	APPROVAL	PAGE
9101	SILIGAINÉ 13F1		7
9103	SILIGAINÉ 13F3		8
9104	SILIGAINÉ 13F4		9

BRAIDED INSULATING SLEEVINGS

SILIGAINÉ® 13F1

-30 °C to +155 °C

Class F

FIBREGLASS BRAIDED SLEEVING
COATED WITH POLYURETHANE VARNISH

ELECTRIC INSULATING SLEEVINGS
CLASS F - POLYURETHANE COATING



Standards*

- IEC 60684-1 and 60684-2.
- IEC 60684-3 part 409.

Applications

- Internal cabling for rotating and static machines, classes B and F (motors, alternators, generators, transformers, inductors, etc.).
- Sheathing of cable harnesses, all insulations classes B and F.

Options

- Other diameters: contact us.
- Other colours: contact us.
- Sleeveings cut to length: contact us.

Packaging

- Diameters from 0.5 to 1.5 mm: 200 m rolls.
- Diameters from 2 to 4.5 mm: 100 m rolls.
- Diameters from 5 to 25 mm: 50 m rolls.

Characteristics

General

- Continuous operating temperature: -30 °C to +155 °C.
- Good resistance to oils and common chemical environments.
- Compatible with most impregnation varnishes class F.
- Very good flexibility.

Electrical

- Dielectric strength (dry): > 1 kV.

Standard products

- Colour: natural.

INTERNAL DIAMETER

13F1

Nominal value (mm)	Tolerance (mm)	Approximate wall thickness (mm)	Approximate linear weight (kg/km)
0.5	± 0.20	0.2	1.2
0.8	± 0.20	0.2	2.0
1	± 0.25	0.2	2.5
1.5	± 0.25	0.2	3.7
2	± 0.25	0.2	5.0
2.5	± 0.25	0.2	6.3
3	± 0.25	0.2	7.7
3.5	± 0.30	0.2	9.1
4	± 0.30	0.3	10.4
4.5	± 0.30	0.3	11.9
5	± 0.30	0.3	13.3
6	± 0.30	0.3	16.2
7	± 0.40	0.3	19.3
8	± 0.40	0.3	22.4
9	± 0.50	0.3	25.7
10	± 0.50	0.4	29.0
12	± 1.0	0.4	36.0
14	± 1.0	0.4	43.4
16	± 1.0	0.4	51.1
18	± 1.0	0.4	59.2
20	± 1.0	0.4	67.8
22	± 1.5	0.4	76.7
25	± 2.0	0.5	79.0

*Standards: our products comply with all or part of the requirements of standards quoted; contact us.

For this product, please contact:

OMERIN division principale

Zone Industrielle - F 63600 Ambert

Tel. +33 (0)4 73 82 50 00 - Fax +33 (0)4 73 82 50 10

omerin@omerin.com

OMERIN division silisol

BP 87 - ZI du Devey - F 42000 Saint-Etienne

Tel. +33 (0)4 77 81 36 00 - Fax +33 (0)4 77 81 37 00

silisol@omerin.com

omerin
LES CABLES DE L'EXTREME

www.omerin.com

La información proporcionada en esta hoja técnica es indicativa y puede ser modificada sin previo aviso, las condiciones de instalación, del cableado, las condiciones eléctricas y el entorno del cable no pudiendo ser totalmente tomados en cuenta en nuestros estudios. En ciertos casos, por razones productivas, se puede añadir una cinta separadora entre 2 capas sucesivas. En ningún caso la empresa OMERIN puede ser responsable de eventuales incidentes consecutivos a usos inadecuados, especialmente en el caso de cableados no realizados según las buenas prácticas y las normas vigentes. Para un uso óptimo de los cables producidos por nuestro grupo, recomendamos probarlos en condiciones reales. Nuestro departamento comercial está disponible para el eventual suministro de muestras, y/o para las condiciones de un estudio completo en nuestros laboratorios. © Marca registrada del Grupo OMERIN. Dibujos y fotos no contactuales. Reproducción prohibida sin el acuerdo previo de OMERIN.

BRAIDED INSULATING SLEEVINGS

SILIGAINÉ® 13F3

-30° C to +155 °C

Class F

FIBREGLASS BRAIDED SLEEVING
COATED WITH POLYURETHANE VARNISH

ELECTRIC INSULATING SLEEVINGS
CLASS F - POLYURETHANE COATING



Standards*

- IEC 60684-1 and 60684-2.
- IEC 60684-3 part 409.

Applications

- Internal cabling for rotating and static machines, to impregnate or varnish, classes B and F (motors, alternators, generators, transformers, inductors, etc.).
- Sheathing of cable harnesses, to impregnate or varnish, all insulations classes B and F.

Options

- Other diameters: contact us.
- Other colours: contact us.
- Sleevings cut to length: contact us.

Packaging

- Diameters from 0.5 to 1.5 mm: 200 m rolls.
- Diameters from 2 to 4.5 mm: 100 m rolls.
- Diameters from 5 to 25 mm: 50 m rolls.

Characteristics

General

- Continuous operating temperature: -30 °C to +155 °C.
- Good resistance to oils and common chemical environments.
- Compatible with most impregnation varnishes class F.
- Very good flexibility.
- Halogen-free.

Electrical

- Dielectric strength (dry):
Central value: 3 kV.
Lowest value: > 2.5 kV.

Standard products

- Colour: natural.

INTERNAL DIAMETER

13F3

Nominal value (mm)	Tolerance (mm)	Approximate wall thickness (mm)	Approximate linear weight (kg/km)
0.5	± 0.20	0.2	1.3
0.8	± 0.20	0.2	2.2
1	± 0.25	0.2	2.7
1.5	± 0.25	0.2	4.2
2	± 0.25	0.2	5.7
2.5	± 0.25	0.2	7.2
3	± 0.25	0.2	8.8
3.5	± 0.30	0.2	10.5
4	± 0.30	0.3	12.2
4.5	± 0.30	0.3	14.0
5	± 0.30	0.3	15.8
6	± 0.30	0.3	19.6
7	± 0.40	0.3	23.7
8	± 0.40	0.3	28.0
9	± 0.50	0.3	32.5
10	± 0.50	0.4	37.2
12	± 1.0	0.4	47.3
14	± 1.0	0.4	58.3
16	± 1.0	0.4	70.1
18	± 1.0	0.4	82.9
20	± 1.0	0.4	96.5
22	± 1.5	0.5	111
25	± 2.0	0.5	115

*Standards: our products comply with all or part of the requirements of standards quoted; contact us.

For this product, please contact:

OMERIN division principale

Zone Industrielle - F 63600 Ambert

Tel. +33 (0)4 73 82 50 00 - Fax +33 (0)4 73 82 50 10

omerin@omerin.com

OMERIN division silisol

BP 87 - ZI du Devey - F 42000 Saint-Etienne

Tel. +33 (0)4 77 81 36 00 - Fax +33 (0)4 77 81 37 00

silisol@omerin.com

www.omerin.com

The information provided in this technical data sheet is indicative and may be modified without prior notice, laying, wiring and electrical conditions and the environment of the cable can not be fully considered in our studies. In some cases, for production purposes, a separating tape may be added between two successive layers. In no way the company OMERIN shall be held responsible for any incidents in the case of inappropriate uses, particularly in the case of wiring conditions that do not respect the good practice and the standards in force. For an optimum use of the cables produced by our company, we recommend testing in real conditions. Our sales department is available for a possible provision of samples, and/or for the conditions of a complete study in our laboratories.

© Registered trademark of the OMERIN Group. Drawings and photos are not contractual. Reproduction is prohibited without the prior agreement of OMERIN.

omerin
LES CABLES DE L'EXTREME

BRAIDED INSULATING SLEEVINGS

SILIGAINÉ® 13F4

-30 °C to +155 °C

Class F

FIBREGLASS BRAIDED SLEEVING
COATED WITH POLYURETHANE VARNISH



Standards*

- IEC 60684-1 and 60684-2.
 - IEC 60684-3 part 409.
- UL approval, category UZKX2: meets the requirements of the horizontal flame test File no.: E310331.

Applications

- Internal cabling for rotating and static machines, classes B and F (motors, alternators, generators, transformers, inductors, etc.).
- Sheathing of cable harnesses, all insulations classes B and F.

Options

- Other diameters: contact us.
- Other colours: contact us.
- Sleeveings cut to length: contact us.

Packaging

- Diameters from 0.5 to 1.5 mm: 200 m rolls.
- Diameters from 2 to 4.5 mm: 100 m rolls.
 - Diameters from 5 to 25 mm: 50 m rolls.

For this product, please contact:

OMERIN division principale

Zone Industrielle - F 63600 Ambert
Tel. +33 (0)4 73 82 50 00 - Fax +33 (0)4 73 82 50 10
omerin@omerin.com

OMERIN division silisol

BP 87 - ZI du Devay - F 42000 Saint-Etienne
Tel. +33 (0)4 77 81 36 00 - Fax +33 (0)4 77 81 37 00
silisol@omerin.com

omerin
LES CABLES DE L'EXTREME

ELECTRIC INSULATING SLEEVINGS
CLASS F - POLYURETHANE COATING



Characteristics

General

- Continuous operating temperature: -30 °C to +155 °C.
- Good resistance to oils and common chemical environments.
- Compatible with most impregnation varnishes class F.
- Flame retardant as per standard UL 1441.
- Very good flexibility.
- Halogen-free.

Electrical

- Dielectric strength (dry): > 4 kV.

Standard products

- Colour: natural.

INTERNAL DIAMETER

13F4

Nominal value (mm)	Tolerance (mm)	Approximate wall thickness (mm)	Approximate linear weight (kg/km)
0.5	± 0.20	0.25	1.6
0.8	± 0.20	0.25	2.6
1	± 0.25	0.25	3.3
1.5	± 0.25	0.35	5.0
2	± 0.25	0.35	6.7
2.5	± 0.25	0.4	8.6
3	± 0.25	0.4	10.4
3.5	± 0.30	0.4	12.3
4	± 0.30	0.5	14.2
4.5	± 0.30	0.5	16.2
5	± 0.30	0.5	18.3
6	± 0.30	0.5	22.5
7	± 0.40	0.5	26.9
8	± 0.40	0.5	31.5
9	± 0.50	0.5	36.3
10	± 0.50	0.65	41.2
12	± 1.0	0.65	51.7
14	± 1.0	0.65	62.9
16	± 1.0	0.65	74.9
18	± 1.0	0.65	87.7
20	± 1.0	0.65	101
22	± 1.5	0.65	116
25	± 2.0	0.65	125

*Standards: our products comply with all or part of the requirements of standards quoted; contact us.

www.omerin.com

The information provided in this technical data sheet is indicative and may be modified without prior notice, laying, wiring and electrical conditions and the environment of the cable can not be fully considered in our studies. In some cases, for production purposes, a separating tape may be added between two successive layers. In no way the company OMERIN shall be held responsible for any incidents in the case of inappropriate uses, particularly in the case of wiring conditions that do not respect the good practice and the standards in force. For an optimum use of the cables produced by our company, we recommend testing in real conditions. Our sales department is available for a possible provision of samples, and/or for the conditions of a complete study in our laboratories.

© Registered trademark of the OMERIN Group. Drawings and photos are not contractual. Reproduction is prohibited without the prior agreement of OMERIN.



**ELECTRIC INSULATING
SLEEVINGS CLASS F
ACRYLIC COATING**

FT No.	PRODUCT REFERENCE	APPROVAL	PAGE
9201	SILIGAINÉ 16F2		12
9202	SILIGAINÉ 16F3		13
9203	SILIGAINÉ 16F7 UL		14

BRAIDED INSULATING SLEEVINGS

ELECTRIC INSULATING SLEEVINGS CLASS F
ACRYLIC COATING**SILIGAINÉ® 16F2**
-30°C to +155°C
Class FFIBREGLASS BRAIDED SLEEVING
WITH ACRYLIC COATING**Standards***

- IEC 60684-1 and 60684-2.
 - IEC 60684-3 part 405.
- UL approval, category UZKX2: meets the requirements of the horizontal flame test File no.: E310331.

Applications

- Internal cabling for rotating and static machines, classes B and F (motors, alternators, generators, transformers, inductors, etc.).
- Sheathing of cable harnesses, all insulations classes B and F.

Options

- Other diameters: contact us.
- Other colours: contact us.
- Sleeveings cut to length: contact us.

Packaging

- Diameters from 0.5 to 4.5 mm: 200 m rolls.
 - Diameters from 5 to 10 mm: 100 m rolls.
 - Diameters from 12 to 20 mm: 50 m rolls.
 - Diameters from 22 to 25 mm: 25 m rolls.

Characteristics**General**

- Continuous operating temperature: -30 °C to +155 °C.
- Good resistance to humidity and common chemical environments.
- Compatible with most impregnation varnishes class F.
- Flame retardant as per standard UL 1441.
- Very good flexibility.
- Halogen-free.

Electrical

- Dielectric strength (dry):
 - Central value: 1.8 kV.
 - Lowest value: 1.2 kV.

Standard products

- Colour: yellow.

INTERNAL DIAMETER

16F2

Nominal value (mm)	Tolerance (mm)	Minimum wall thickness (mm)	Approximate linear weight (kg/km)
0.5	± 0.20	0.20	1.7
0.8	± 0.20	0.20	2.2
1	± 0.25	0.20	2.5
1.5	± 0.25	0.20	3.4
2	± 0.25	0.20	4.4
2.5	± 0.25	0.20	5.4
3	± 0.25	0.20	6.5
3.5	± 0.30	0.20	7.6
4	± 0.30	0.30	8.8
4.5	± 0.30	0.30	10.0
5	± 0.30	0.30	11.3
6	± 0.30	0.30	14.1
7	± 0.40	0.30	17.1
8	± 0.40	0.30	20.3
9	± 0.50	0.30	23.7
10	± 0.50	0.40	27.4
12	± 1.0	0.40	35.5
14	± 1.0	0.40	44.5
16	± 1.0	0.40	61.4
18	± 1.0	0.40	77.5
20	± 1.0	0.40	100
22	± 1.5	0.40	130
25	± 2.0	0.50	142

*Standards: our products comply with all or part of the requirements of standards quoted; contact us.

For this product, please contact:

OMERIN division principale

Zone Industrielle - F 63600 Ambert

Tel. +33 (0)4 73 82 50 00 - Fax +33 (0)4 73 82 50 10

omerin@omerin.com

OMERIN division silisol

BP 87 - ZI du Devey - F 42000 Saint-Etienne

Tel. +33 (0)4 77 81 36 00 - Fax +33 (0)4 77 81 37 00

silisol@omerin.com

www.omerin.com

The information provided in this technical data sheet is indicative and may be modified without prior notice, laying, wiring and electrical conditions and the environment of the cable can not be fully considered in our studies. In some cases, for production purposes, a separating tape may be added between two successive layers. In no way the company OMERIN shall be held responsible for any incidents in the case of inappropriate uses, particularly in the case of wiring conditions that do not respect the good practice and the standards in force. For an optimum use of the cables produced by our company, we recommend testing in real conditions. Our sales department is available for a possible provision of samples, and/or for the conditions of a complete study in our laboratories.

© Registered trademark of the OMERIN Group. Drawings and photos are not contractual. Reproduction is prohibited without the prior agreement of OMERIN.


OMERIN
LES CABLES DE L'EXTREME

BRAIDED INSULATING SLEEVINGS

SILIGAINÉ® 16F3**-30°C to +155°C****Class F**FIBREGLASS BRAIDED SLEEVING
WITH ACRYLIC COATING**Standards***

- IEC 60684-1 and 60684-2.
 - IEC 60684-3 part 404.
- VERITAS approval certificate No. 153626.
 - UL approval, category UZKX2: meets the requirements of the horizontal flame test File no.: E310331.

Applications

- Internal cabling for rotating and static machines, classes B and F (motors, alternators, generators, transformers, inductors, etc.).
- Sheathing of cable harnesses, all insulations classes B and F.

Options

- Other diameters: contact us.
- Other colours: contact us.
- Sleevings cut to length: contact us.

Packaging

- Diameters from 0.5 to 4.5 mm: 200 m spools.
- Diameters from 5 to 13 mm: 100 m spools.
- Diameters from 14 to 22 mm: 50 m spools.
- Diameter 25 mm: 25 m spools.

For this product, please contact:

OMERIN division principale

Zone Industrielle - F 63600 Ambert

Tel. +33 (0)4 73 82 50 00 - Fax +33 (0)4 73 82 50 10

omerin@omerin.com

OMERIN division silisol

BP 87 - ZI du Devey - F 42000 Saint-Etienne

Tel. +33 (0)4 77 81 36 00 - Fax +33 (0)4 77 81 37 00

silisol@omerin.com

LES CABLES DE L'EXTREME
ELECTRIC INSULATING SLEEVINGS CLASS F
ACRYLIC COATING**Characteristics****General**

- Continuous operating temperature: -30 °C to +155 °C.
- Good resistance to humidity and common chemical environments.
- Compatible with most impregnation varnishes class F.
- Flame retardant as per standard UL 1441.
- Very good flexibility.
- Halogen-free.

Electrical

- Dielectric strength (dry):
 - Central value: 3.3 kV.
 - Lowest value: 2.5 kV.

Standard products

- Colour: yellow.

INTERNAL DIAMETER

16F3

Nominal value (mm)	Tolerance (mm)	Minimum wall thickness (mm)	Approximate linear weight (kg/km)
0.5	± 0.20	0.20	2.0
0.8	± 0.20	0.20	2.7
1	± 0.25	0.20	3.2
1.5	± 0.25	0.20	4.5
2	± 0.25	0.20	5.8
2.5	± 0.25	0.20	7.2
3	± 0.25	0.20	8.6
3.5	± 0.30	0.20	10.0
4	± 0.30	0.30	11.6
4.5	± 0.30	0.30	13.1
5	± 0.30	0.30	14.8
6	± 0.30	0.30	18.2
7	± 0.40	0.30	21.8
8	± 0.40	0.30	25.7
9	± 0.50	0.40	27.5
10	± 0.50	0.40	31.0
12	± 1.0	0.50	43.2
14	± 1.0	0.60	56.2
16	± 1.0	0.70	70.2
18	± 1.0	0.70	85.0
20	± 1.0	0.80	105
22	± 1.5	0.80	133
25	± 2.0	0.80	145

*Standards: our products comply with all or part of the requirements of standards quoted; contact us.

www.omerin.com

The information provided in this technical data sheet is indicative and may be modified without prior notice, laying, wiring and electrical conditions and the environment of the cable can not be fully considered in our studies. In some cases, for production purposes, a separating tape may be added between two successive layers. In no way the company OMERIN shall be held responsible for any incidents in the case of inappropriate uses, particularly in the case of wiring conditions that do not respect the good practice and the standards in force. For an optimum use of the cables produced by our company, we recommend testing in real conditions. Our sales department is available for a possible provision of samples, and/or for the conditions of a complete study in our laboratories.

© Registered trademark of the OMERIN Group. Drawings and photos are not contractual. Reproduction is prohibited without the prior agreement of OMERIN.

BRAIDED INSULATING SLEEVINGS

SILIGAINÉ® 16F7 UL

-30 °C to +155 °C

Class F

FIBREGLASS BRAIDED SLEEVING
WITH ACRYLIC COATING

ELECTRIC INSULATING SLEEVINGS CLASS F
ACRYLIC COATING



Standards*

- IEC 60684-1 and 60684-2.
 - IEC 60684-3 part 403.
- UL approval 1441, category UZFT2 and CSA C22.2 no. 198.3, category UZFT8: Grade A acrylic coated fiberglass sleeving File no.: E179383.

Applications

- Internal cabling for rotating and static machines, classes B and F (motors, alternators, generators, transformers, inductors, etc.).
- Sheathing of cable harnesses, all insulations classes B and F.

Options

- Other diameters: contact us.
- Other colours: contact us.
- Sleevings cut to length: contact us.

Packaging

- Diameters from 0.5 to 1.5 mm: 200 m rolls.
- Diameters from 2 to 4.5 mm: 100 m rolls.
 - Diameters from 5 to 16 mm: 50 m rolls.

Characteristics

General

- Continuous operating temperature: -30 °C to +155 °C.
- Good resistance to humidity and common chemical environments.
- Compatible with most impregnation varnishes class F.
- Flame retardant as per standard UL 1441.
- Grade A as per UL 1441.
- Very good flexibility.
- Halogen-free.

Electrical

- Dielectric strength (dry):
 - Central value: 7 kV.
 - Lowest value: 5 kV.

Standard products

- Colour: yellow.

INTERNAL DIAMETER

16F7 UL

Nominal value (mm)	Tolerance (mm)	Minimum wall thickness (mm)	Approximate linear weight (kg/km)
0.5	± 0.20	0.25	1.4
0.8	± 0.20	0.25	2.3
1	± 0.25	0.25	2.9
1.5	± 0.25	0.35	4.5
2	± 0.25	0.35	6.1
2.5	± 0.25	0.40	7.7
3	± 0.25	0.40	9.4
3.5	± 0.30	0.40	11.2
4	± 0.30	0.50	13.0
4.5	± 0.30	0.50	14.9
5	± 0.30	0.50	16.8
6	± 0.30	0.50	20.9
7	± 0.40	0.50	25.1
8	± 0.40	0.50	29.6
9	± 0.50	0.65	34.3
10	± 0.50	0.65	39.3
12	± 1.0	0.65	49.8
14	± 1.0	0.65	61.3
16	± 1.0	0.65	73.6

For this product, please contact:

OMERIN division principale

Zone Industrielle - F 63600 Ambert
Tel. +33 (0)4 73 82 50 00 - Fax +33 (0)4 73 82 50 10
omerin@omerin.com

OMERIN division silisol

BP 87 - ZI du Devey - F 42000 Saint-Etienne
Tel. +33 (0)4 77 81 36 00 - Fax +33 (0)4 77 81 37 00
silisol@omerin.com

*Standards: our products comply with all or part of the requirements of standards quoted; contact us.

www.omerin.com

The information provided in this technical data sheet is indicative and may be modified without prior notice, laying, wiring and electrical conditions and the environment of the cable can not be fully considered in our studies. In some cases, for production purposes, a separating tape may be added between two successive layers. In no way the company OMERIN shall be held responsible for any incidents in the case of inappropriate uses, particularly in the case of wiring conditions that do not respect the good practice and the standards in force. For an optimum use of the cables produced by our company, we recommend testing in real conditions. Our sales department is available for a possible provision of samples, and/or for the conditions of a complete study in our laboratories.

© Registered trademark of the OMERIN Group. Drawings and photos are not contractual. Reproduction is prohibited without the prior agreement of OMERIN.

OMERIN
LES CABLES DE L'EXTREME

ELECTRIC INSULATING SLEEVINGS CLASS H and C - SILICONE RUBBER COATING

FT No.	PRODUCT REFERENCE	APPROVAL	PAGE
9301	SILIGAINÉ 15C2		16
9302	SILIGAINÉ 15C3		17
9303	SILIGAINÉ 15C3-UV		18
9304	SILIGAINÉ 15C4		19
9305	SILIGAINÉ 15C4.d		20
9306	SILIGAINÉ 15C5		21
9307	SILIGAINÉ 15C5-E		22
9308	SILIGAINÉ 15C7 Grade A UL		23
9309	SILIGAINÉ 15C10		24
9310	SILIGAINÉ 15C1.5		25

BRAIDED INSULATING SLEEVINGS

SILIGAINÉ® 15C2**-60 °C to +250 °C****Classes H and C**FIBREGLASS BRAIDED SLEEVING
WITH SILICONE RUBBER COATING**Standards***

- IEC 60684-1 and 60684-2.
 - IEC 60684-3 part 402.
- UL approval, category UZIQ2: meets the requirements of the flame retardant test VW-1. File no.: E212701.

Applications

- Internal cabling for rotating machines classes H and C (motors, alternators, generators, transformers, inductors, etc.).
 - All insulations up to 250°C permanent in the electric and electronic constructions, heating appliances, lighting, automobile, measuring, control, etc.

Options

- Other diameters: contact us.
- Other colours: contact us.
- Sleevings cut to length: contact us.

Packaging

- Diameters from 0.5 to 4.5 mm: 200 m rolls.
 - Diameter 5 mm: 100 m rolls.
- Diameters from 6 to 16 mm: 100 m spools.
- Diameters from 18 to 30 mm: 50 m spools.

For this product, please contact:

OMERIN division principale

Zone Industrielle - F 63600 Ambert

Tel. +33 (0)4 73 82 50 00 - Fax +33 (0)4 73 82 50 10

omerin@omerin.com

OMERIN division silisol

BP 87 - ZI du Devey - F 42000 Saint-Etienne

Tel. +33 (0)4 77 81 36 00 - Fax +33 (0)4 77 81 37 00

silisol@omerin.com

ELECTRIC INSULATING SLEEVINGS CLASS H and C
SILICONE RUBBER COATING**Characteristics****General**

- Continuous operating temperature: -60 °C to +250 °C.
- Good resistance to humidity, ozone and UV.
- Good resistance to common chemical environments.
- Compatible with most impregnation varnishes class H.
- Self-extinguishing - meets the requirements of test VW-1 as per standard UL 1441.
- Very good flexibility.
- Halogen-free.

Electrical

- Dielectric strength (dry): 2.5 kV.

Standard products

- Colour : brick red.

INTERNAL DIAMETER

15C2

Nominal value (mm)	Tolerance (mm)	Minimum wall thickness (mm)	Approximate linear weight (kg/km)
0.5	± 0.15	0.20	2.4
0.8	± 0.15	0.20	3.0
1	± 0.20	0.20	3.4
1.5	± 0.20	0.20	4.5
2	± 0.20	0.25	5.7
2.5	± 0.20	0.25	6.9
3	± 0.20	0.25	8.2
3.5	± 0.25	0.25	9.5
4	± 0.25	0.30	11.0
4.5	± 0.25	0.30	12.4
5	± 0.25	0.30	14.0
6	± 0.25	0.35	17.2
7	± 0.25	0.35	20.7
8	± 0.25	0.35	24.4
9	± 0.50	0.45	28.4
10	± 0.50	0.45	32.7
12	± 0.50	0.45	54.0
14	± 1.0	0.45	73.6
16	± 1.0	0.55	91.8
18	± 1.0	0.65	110.0
20	± 1.0	0.70	129.0
25	± 1.0	0.90	154.0
30	± 2.0	1.00	193.0

*Standards: our products comply with all or part of the requirements of standards quoted; contact us.

www.omerin.com

The information provided in this technical data sheet is indicative and may be modified without prior notice, laying, wiring and electrical conditions and the environment of the cable can not be fully considered in our studies. In some cases, for production purposes, a separating tape may be added between two successive layers. In no way the company OMERIN shall be held responsible for any incidents in the case of inappropriate uses, particularly in the case of wiring conditions that do not respect the good practice and the standards in force. For an optimum use of the cables produced by our company, we recommend testing in real conditions. Our sales department is available for a possible provision of samples, and/or for the conditions of a complete study in our laboratories.

© Registered trademark of the OMERIN Group. Drawings and photos are not contractual. Reproduction is prohibited without the prior agreement of OMERIN.

BRAIDED INSULATING SLEEVINGS

SILIGAINÉ® 15C3**-60 °C to +250 °C****Classes H and C**FIBREGLASS BRAIDED SLEEVING
WITH SILICONE RUBBER COATING**Standards***

- IEC 60684-1 and 60684-2.
 - IEC 60684-3 part 401.
- VERITAS approval certificate No. 153626.
 - UL approval, category UZIQ2: meets the requirements of the flame retardant test VW-1. (diameters from 0.5 to 16 mm) File no.: E212701.

Applications

- Internal cabling for rotating machines classes H and C (motors, alternators, generators, transformers, inductors, etc.).
 - All insulations up to 250°C permanent in the electric and electronic constructions, heating appliances, lighting, automobile, measuring, control, etc.

Options

- Other diameters: contact us.
 - Other colours: contact us.
- Aluminised silicone coating: SILIGAINÉ® 15C3 ALU.
 - Sleevings cut to length: contact us.

Packaging

- Diameters from 0.5 to 4.5 mm: 200 m rolls.
 - Diameter 5 mm: 100 m rolls.
- Diameters from 6 to 16 mm: 100 m spools.
- Diameters from 18 to 22 mm: 50 m spools.
- Diameters from 25 to 40 mm: 25 m spools.
 - Diameters > 40 mm: 20 m spools.

For this product, please contact:

OMERIN division principale Zone Industrielle - F 63600 Ambert
Tel. +33 (0)4 73 82 50 00 - Fax +33 (0)4 73 82 50 10
omerin@omerin.com**OMERIN division silisol** BP 87 - ZI du Devev - F 42000 Saint-Etienne
Tel. +33 (0)4 77 81 36 00 - Fax +33 (0)4 77 81 37 00
silisol@omerin.comELECTRIC INSULATING SLEEVINGS CLASS H and C
SILICONE RUBBER COATING**Characteristics****General**

- Continuous operating temperature: -60 °C to +250 °C.
- Good resistance to humidity, ozone and UV.
- Good resistance to common chemical environments.
- Compatible with most impregnation varnishes class H.
- Self-extinguishing - meets the requirements of test VW-1 as per standard UL 1441.
- Very good flexibility.
- Halogen-free.

Electrical

- Dielectric strength (dry): > 3 kV.

Standard products

- Colour : brick red.

INTERNAL DIAMETER

15C3

Nominal value (mm)	Tolerance (mm)	Minimum wall thickness (mm)	Approximate linear weight (kg/km)
0.5	± 0.15	0.20	2.4
0.8	± 0.15	0.20	3.0
1	± 0.20	0.20	3.4
1.5	± 0.20	0.20	4.5
2	± 0.20	0.25	5.7
2.5	± 0.20	0.25	6.9
3	± 0.20	0.25	8.2
3.5	± 0.25	0.25	9.6
4	± 0.25	0.30	11.1
4.5	± 0.25	0.30	12.6
5	± 0.25	0.30	14.2
6	± 0.25	0.40	17.5
7	± 0.25	0.40	21.1
8	± 0.25	0.40	24.9
9	± 0.50	0.50	29.0
10	± 0.50	0.50	33.3
12	± 0.50	0.50	54.6
14	± 1.0	0.50	77.2
16	± 1.0	0.60	92.7
18	± 1.0	0.75	112
20	± 1.0	0.75	134
22	± 1.0	0.90	158
25	± 1.0	0.90	197
30	± 2.0	1.00	267
35	± 2.0	1.10	327
40	± 3.0	1.30	389
45	± 4.0	1.50	480
50	± 5.0	1.60	580

*Standards: our products comply with all or part of the requirements of standards quoted; contact us.

www.omerin.com

The information provided in this technical data sheet is indicative and may be modified without prior notice, laying, wiring and electrical conditions and the environment of the cable can not be fully considered in our studies. In some cases, for production purposes, a separating tape may be added between two successive layers. In no way the company OMERIN shall be held responsible for any incidents in the case of inappropriate uses, particularly in the case of wiring conditions that do not respect the good practice and the standards in force. For an optimum use of the cables produced by our company, we recommend testing in real conditions. Our sales department is available for a possible provision of samples, and/or for the conditions of a complete study in our laboratories.

© Registered trademark of the OMERIN Group. Drawings and photos are not contractual. Reproduction is prohibited without the prior agreement of OMERIN.

BRAIDED INSULATING SLEEVINGS

SILIGAINÉ® 15C3-UV**-60 °C to +250 °C**FIBREGLASS BRAIDED SLEEVING
WITH SILICONE RUBBER COATING
RESISTANCE TO UV RAYSELECTRIC INSULATING SLEEVINGS CLASS H and C
SILICONE RUBBER COATING**Standards***

- IEC 60684-1 and 60684-2.
 - IEC 60684-3 part 401.
- Certificate of resistance to UV
CNEP no. NS JR 2011-557.

Applications

- Protection of cables, wiring harnesses, etc.
against UV radiation.

This sleeving has been developed specially
for lasting protection in normal outside conditions.

Options

- Other diameters: contact us.
- Sleeveings cut to length: contact us.

Packaging

- Diameters from 0.5 to 4.5 mm: 200 m rolls.
 - Diameter 5 mm: 100 m rolls.
- Diameters from 6 to 16 mm: 100 m spools.
- Diameters from 18 to 22 mm: 50 m spools.
- Diameters from 25 to 40 mm: 25 m spools.

Characteristics**General**

- Continuous operating temperature: -60 °C to +250 °C.
- Good resistance to humidity, ozone and UV (direct exposure, outside conditions).
- Self-extinguishing - meets the requirements of test VW-1 as per standard UL 1441.
- Very good flexibility.
- Halogen-free.

Electrical

- Dielectric strength (dry): > 3 kV.

Standard products

- Colour : brick red.

INTERNAL DIAMETER**15C3-UV**

Nominal value (mm)	Tolerance (mm)	Minimum wall thickness (mm)	Approximate linear weight (kg/km)
0.5	± 0.15	0.20	2.4
0.8	± 0.15	0.20	3.0
1	± 0.20	0.20	3.4
1.5	± 0.20	0.20	4.5
2	± 0.20	0.20	5.7
2.5	± 0.20	0.20	6.9
3	± 0.20	0.20	8.2
3.5	± 0.25	0.20	9.6
4	± 0.25	0.30	11.1
4.5	± 0.25	0.30	12.6
5	± 0.25	0.30	14.2
6	± 0.25	0.30	17.5
7	± 0.25	0.30	21.1
8	± 0.25	0.30	24.9
9	± 0.50	0.30	29.0
10	± 0.50	0.40	33.3
12	± 0.50	0.40	54.6
14	± 1.0	0.40	77.2
16	± 1.0	0.40	92.7
18	± 1.0	0.40	112
20	± 1.0	0.40	134
22	± 1.0	0.40	158
25	± 1.0	0.40	197
30	± 2.0	0.40	267
35	± 2.0	0.40	327
40	± 2.0	0.40	389

For this product, please contact:

OMERIN division principale

Zone Industrielle - F 63600 Ambert

Tel. +33 (0)4 73 82 50 00 - Fax +33 (0)4 73 82 50 10

omerin@omerin.com

OMERIN division silisol

BP 87 - ZI du Devey - F 42000 Saint-Etienne

Tel. +33 (0)4 77 81 36 00 - Fax +33 (0)4 77 81 37 00

silisol@omerin.com

*Standards: our products comply with all or part of the requirements of standards quoted; contact us.


www.omerin.com

The information provided in this technical data sheet is indicative and may be modified without prior notice, laying, wiring and electrical conditions and the environment of the cable can not be fully considered in our studies. In some cases, for production purposes, a separating tape may be added between two successive layers. In no way the company OMERIN shall be held responsible for any incidents in the case of inappropriate uses, particularly in the case of wiring conditions that do not respect the good practice and the standards in force. For an optimum use of the cables produced by our company, we recommend testing in real conditions. Our sales department is available for a possible provision of samples, and/or for the conditions of a complete study in our laboratories.

© Registered trademark of the OMERIN Group. Drawings and photos are not contractual. Reproduction is prohibited without the prior agreement of OMERIN.

omerin
LES CABLES DE L'EXTREME

BRAIDED INSULATING SLEEVINGS

ELECTRIC INSULATING SLEEVINGS CLASS H and C
SILICONE RUBBER COATING**SILIGAINÉ® 15C4****-60 °C to +250 °C**
Classes H and CFIBREGLASS BRAIDED SLEEVING
WITH SILICONE RUBBER COATING**Standards***

- IEC 60684-1 and 60684-2.
- IEC 60684-3 part 400 to 402.
- UL approval, category UZIQ2: meets the requirements of the flame retardant test VW-1. (diameters from 0.5 to 16 mm)
File no.: E212701.

Applications

- Internal cabling for rotating machines classes H and C (motors, alternators, generators, transformers, inductors, etc.).
- All insulations up to 250°C permanent in the electric and electronic constructions, heating appliances, lighting, automobile, measuring, control, etc.

Options

- Aluminised silicone coating: 15C4 ALU ref, contact us
- More flexible sleeving (thin walls): SILIGAINÉ® 15C4L.
- Other diameters: contact us.
- Other colours: contact us.
- Sleeveings cut to length: contact us.

Packaging

- Diameters from 0.5 to 4.5 mm: 200 m spools.
- Diameters from 5 to 16 mm: 100 m spools.
- Diameters from 18 to 22 mm: 50 m spools.
- Diameters from 25 to 40 mm: 25 m spools.
- Diameters > 40 mm: 20 m spools.

For this product, please contact:

OMERIN division principale ✓

Zone Industrielle - F 63600 Ambert

Tel. +33 (0)4 73 82 50 00 - Fax +33 (0)4 73 82 50 10

omerin@omerin.com

OMERIN division silisol □

BP 87 - ZI du Devev - F 42000 Saint-Etienne

Tel. +33 (0)4 77 81 36 00 - Fax +33 (0)4 77 81 37 00

silisol@omerin.com

Characteristics**General**

- Continuous operating temperature: -60 °C to +250 °C.
- Good resistance to humidity, ozone and UV.
- Good resistance to common chemical environments.
- Compatible with most impregnation varnishes class H.
- Self-extinguishing - meets the requirements of test VW-1 as per standard UL 1441.
- Very good flexibility.
- Halogen-free.

Electrical

- Dielectric strength (dry): > 4 kV.

Standard products

- Colours: brick red or black.

INTERNAL DIAMETER

15C4

Nominal value (mm)	Tolerance (mm)	Approximate wall thickness (mm)	Approximate linear weight (kg/km)
0.5	± 0.15	0.25	3.3
0.8	± 0.15	0.25	3.9
1	± 0.20	0.25	4.2
1.5	± 0.20	0.25	5.2
2	± 0.20	0.30	6.3
2.5	± 0.20	0.30	7.4
3	± 0.20	0.30	8.6
3.5	± 0.25	0.30	9.9
4	± 0.25	0.40	11.3
4.5	± 0.25	0.40	12.8
5	± 0.25	0.40	14.3
6	± 0.25	0.40	17.6
7	± 0.25	0.50	21.2
8	± 0.25	0.50	25.2
9	± 0.50	0.50	29.4
10	± 0.50	0.50	34.0
12	± 0.50	0.50	56.9
14	± 1.0	0.50	74.0
16	± 1.0	0.70	100
18	± 1.0	0.85	123
20	± 1.0	0.85	147
22	± 1.0	0.95	171
25	± 1.0	0.95	207
30	± 2.0	1.00	272
35	± 2.0	1.10	358
40	± 3.0	1.30	455
45	± 4.0	1.50	570
50	± 5.0	1.60	670

*Standards: our products comply with all or part of the requirements of standards quoted; contact us.

www.omerin.com

The information provided in this technical data sheet is indicative and may be modified without prior notice, laying, wiring and electrical conditions and the environment of the cable can not be fully considered in our studies. In some cases, for production purposes, a separating tape may be added between two successive layers. In no way the company OMERIN shall be held responsible for any incidents in the case of inappropriate uses, particularly in the case of wiring conditions that do not respect the good practice and the standards in force. For an optimum use of the cables produced by our company, we recommend testing in real conditions. Our sales department is available for a possible provision of samples, and/or for the conditions of a complete study in our laboratories.

© Registered trademark of the OMERIN Group. Drawings and photos are not contractual. Reproduction is prohibited without the prior agreement of OMERIN.

BRAIDED INSULATING SLEEVINGS

SILIGAINÉ® 15C4.d**-60 °C to +200 °C****Class H**

1st FIBREGLASS BRAID
WITH SILICONE RUBBER COATING
2nd FIBREGLASS BRAID
WITH ACRYLIC COATING

ELECTRIC INSULATING SLEEVINGS CLASS H and C
SILICONE RUBBER COATING**Standards***

- IEC 60684-1 and 60684-2.
- IEC 60684-3 part 400 to 402.

Applications

- Internal cabling for rotating machines class H (motors, alternators, generators, transformers, inductors, etc.).
- All insulations up to 200 °C permanent in the electric and electronic constructions, heating appliances, lighting, automobile, measuring, control, etc.

Options

- Other diameters: contact us.
- Other colours: contact us.
- Sleevings cut to length: contact us.

Packaging

- Diameters from 4 to 10 mm: 100 m spools.
- Diameters from 12 to 16 mm: 50 m spools.
- Diameters from 18 to 22 mm: 25 m spools.

Characteristics**General**

- Continuous operating temperature: -60 °C to +200 °C.
- Good resistance to humidity, ozone and UV.
- Good resistance to common chemical environments.
- Compatible with most impregnation varnishes class H.
- Very good resistance to abrasion.
- Halogen-free.

Electrical

- Dielectric strength (dry): > 4 kV.

Standard products

- Colour: black.

INTERNAL DIAMETER		15C4.d		
Nominal value (mm)	Tolerance (mm)	1 st braid Approximate wall thickness (mm)	2 nd braid Approximate wall thickness (mm)	Approximate linear weight (kg/km)
4	± 0.25	0.60	0.45	8.1
6	± 0.25	0.60	0.45	19.9
8	± 0.25	0.60	0.45	37.0
10	± 0.50	0.80	0.45	59.3
12	± 0.50	0.80	0.45	86.8
14	± 1.0	0.80	0.45	120
16	± 1.0	0.90	0.50	158
18	± 1.0	1.00	0.50	201
20	± 1.0	1.00	0.60	249
22	± 1.0	1.00	0.60	303

*Standards: our products comply with all or part of the requirements of standards quoted; contact us.

For this product, please contact:

OMERIN division principale

Zone Industrielle - F 63600 Ambert

Tel. +33 (0)4 73 82 50 00 - Fax +33 (0)4 73 82 50 10

omerin@omerin.com

OMERIN division silisol

BP 87 - ZI du Devay - F 42000 Saint-Etienne

Tel. +33 (0)4 77 81 36 00 - Fax +33 (0)4 77 81 37 00

silisol@omerin.com

www.omerin.com

The information provided in this technical data sheet is indicative and may be modified without prior notice, laying, wiring and electrical conditions and the environment of the cable can not be fully considered in our studies. In some cases, for production purposes, a separating tape may be added between two successive layers. In no way the company OMERIN shall be held responsible for any incidents in the case of inappropriate uses, particularly in the case of wiring conditions that do not respect the good practice and the standards in force. For an optimum use of the cables produced by our company, we recommend testing in real conditions. Our sales department is available for a possible provision of samples, and/or for the conditions of a complete study in our laboratories.

© Registered trademark of the OMERIN Group. Drawings and photos are not contractual. Reproduction is prohibited without the prior agreement of OMERIN.

omerin
LES CABLES DE L'EXTREME

BRAIDED INSULATING SLEEVINGS

ELECTRIC INSULATING SLEEVINGS CLASS H and C
SILICONE RUBBER COATING**SILIGAINÉ® 15C5****-60 °C to +250 °C****Classes H and C**FIBREGLASS BRAIDED SLEEVING
WITH SILICONE RUBBER COATING**Standards***

- IEC 60684-1 and 60684-2.
- IEC 60684-3 part 400.

Applications

- Internal cabling for class H and C rotating machines (motors, alternators, generators, transformers, inductors, etc.).
- All insulations up to 250°C permanent in the electric and electronic constructions, heating appliances, lighting, automobile, measuring, control, etc.

Options

- Other diameters: contact us.
- Other colours: contact us.
- Sleeveings cut to length: contact us.

Packaging

- Diameters from 0.5 to 4.5 mm: 200 m rolls.
 - Diameter 5 mm: 100 m rolls.
- Diameters from 6 to 14 mm: 100 m spools.
- Diameters from 16 to 22 mm: 50 m spools.
 - Diameter 25 mm: 25 m spools.

Characteristics**General**

- Continuous operating temperature: -60 °C to +250 °C.
- Good resistance to humidity, ozone and UV.
- Good resistance to common chemical environments.
- Compatible with most impregnation varnishes class H.
- Self-extinguishing - meets the requirements of test VW-1 as per standard UL 1441.
- Very good flexibility.
- Halogen-free.

Electrical

- Dielectric strength (dry): > 5 kV.

Standard products

- Colour : brick red.

INTERNAL DIAMETER

15C5

Nominal value (mm)	Tolerance (mm)	Approximate wall thickness (mm)	Approximate linear weight (kg/km)
0.5	± 0.15	0.50	3.7
0.8	± 0.15	0.50	4.2
1	± 0.20	0.50	4.7
1.5	± 0.20	0.50	5.7
2	± 0.20	0.50	6.9
2.5	± 0.20	0.50	8.2
3	± 0.20	0.50	9.5
3.5	± 0.25	0.50	10.9
4	± 0.25	0.60	12.4
4.5	± 0.25	0.60	14.0
5	± 0.25	0.60	15.7
6	± 0.25	0.60	19.4
7	± 0.25	0.60	23.3
8	± 0.50	0.60	27.7
9	± 0.50	0.80	32.3
10	± 0.50	0.80	37.3
12	± 1.0	0.80	62.5
14	± 1.0	0.80	80.8
16	± 1.0	0.90	101
18	± 1.0	1.00	124
20	± 1.0	1.00	148
22	± 1.0	1.00	174
25	± 1.0	1.20	217

For this product, please contact:

OMERIN division principale

Zone Industrielle - F 63600 Ambert

Tel. +33 (0)4 73 82 50 00 - Fax +33 (0)4 73 82 50 10

omerin@omerin.com

OMERIN division silisol

BP 87 - ZI du Devey - F 42000 Saint-Etienne

Tel. +33 (0)4 77 81 36 00 - Fax +33 (0)4 77 81 37 00

silisol@omerin.com

*Standards: our products comply with all or part of the requirements of standards quoted; contact us.

www.omerin.com

The information provided in this technical data sheet is indicative and may be modified without prior notice, laying, wiring and electrical conditions and the environment of the cable can not be fully considered in our studies. In some cases, for production purposes, a separating tape may be added between two successive layers. In no way the company OMERIN shall be held responsible for any incidents in the case of inappropriate uses, particularly in the case of wiring conditions that do not respect the good practice and the standards in force. For an optimum use of the cables produced by our company, we recommend testing in real conditions. Our sales department is available for a possible provision of samples, and/or for the conditions of a complete study in our laboratories.

© Registered trademark of the OMERIN Group. Drawings and photos are not contractual. Reproduction is prohibited without the prior agreement of OMERIN.

BRAIDED INSULATING SLEEVINGS

SILIGAINÉ® 15C5-E

Expandable
-60°C to +250°C
Classes H and C

FIBREGLASS BRAIDED SLEEVING
 WITH SILICONE RUBBER COATING

Standards*

- IEC 60684-1 and 60684-2.
- IEC 60684-3 part 400 to 402.

Applications

- Internal cabling for rotating machines classes H and C (motors, alternators, generators, transformers, inductors, etc.).
 - All insulations up to 250°C permanent in the electric and electronic constructions, heating appliances, lighting, automobile, measuring, control, etc.

Options

- Other diameters: contact us.
- Other colours: contact us.
- Sleevings cut to length: contact us.

Packaging

- Diameters from 0.5 to 1.5 mm: 200 m rolls.
- Diameters from 2 to 4 mm: 100 m rolls.
- Diameters from 5 to 16 mm: 50 m rolls.

ELECTRIC INSULATING SLEEVINGS CLASS H and C
 SILICONE RUBBER COATING

**Characteristics****General**

- Continuous operating temperature: -60°C to +250°C.
- Expandable up to about twice the nominal diameter.
- Good resistance to humidity, ozone and UV.
- Good resistance to common chemical environments.
- Compatible with most impregnation varnishes class H.
- Self-extinguishing - meets the requirements of test VW-1 as per standard UL 1441.
- Very good flexibility.
- Halogen-free.

Electrical

- Dielectric strength (dry): > 5 kV.

Standard products

- Colour: black.

INTERNAL DIAMETER

15C5-E

Nominal value (mm)	Minimum wall thickness (mm)	Approximate linear weight (kg/km)
0.5	0.25	2.6
1	0.25	5.1
1.5	0.35	7.7
2	0.35	10.2
2.5	0.40	12.7
3	0.40	15.2
4	0.50	20.1
5	0.50	24.9
6	0.50	29.6
7	0.50	34.2
8	0.50	38.7
10	0.65	47.6
12	0.65	56.0
14	0.65	64.1
16	0.65	71.9

*Standards: our products comply with all or part of the requirements of standards quoted; contact us.

For this product, please contact:

OMERIN division principale

Zone Industrielle - F 63600 Ambert

Tel. +33 (0)4 73 82 50 00 - Fax +33 (0)4 73 82 50 10

omerin@omerin.com

OMERIN division silisol

BP 87 - ZI du Devey - F 42000 Saint-Etienne

Tel. +33 (0)4 77 81 36 00 - Fax +33 (0)4 77 81 37 00

silisol@omerin.com

omerin
 LES CABLES DE L'EXTREME

www.omerin.com

The information provided in this technical data sheet is indicative and may be modified without prior notice, laying, wiring and electrical conditions and the environment of the cable can not be fully considered in our studies. In some cases, for production purposes, a separating tape may be added between two successive layers. In no way the company OMERIN shall be held responsible for any incidents in the case of inappropriate uses, particularly in the case of wiring conditions that do not respect the good practice and the standards in force. For an optimum use of the cables produced by our company, we recommend testing in real conditions. Our sales department is available for a possible provision of samples, and/or for the conditions of a complete study in our laboratories.

© Registered trademark of the OMERIN Group. Drawings and photos are not contractual. Reproduction is prohibited without the prior agreement of OMERIN.

BRAIDED INSULATING SLEEVINGS

SILIGAINÉ® 15C7

Grade A UL

-60°C to +250°C

Classes H and C

FIBREGLASS BRAIDED SLEEVING
WITH SILICONE RUBBER COATING

Standards*

- IEC 60684-1 and 60684-2.
- IEC 60684-3 part 400 to 402.
- UL approval 1441, category UZFT2 and CSA C22.2 no. 198.3, category UZFT8: Grade A silicone coated fiberglass sleeving File no.: E179383.

Applications

- Internal cabling for class H and C rotating machines (motors, alternators, generators, transformers, inductors, etc.).
- All insulations up to 250°C permanent in the electric and electronic constructions, heating appliances, lighting, automobile, measuring, control, etc.

Options*

- Other diameters: contact us.
- Other colours: contact us.
- Sleevings cut to length: contact us.

Packaging

- Diameters from 0.5 to 4.5 mm: 200 m rolls.
- Diameters from 5 to 14 mm: 100 m rolls.
- Diameter 16 mm: 50 m rolls.

For this product, please contact:

OMERIN division principale

Zone Industrielle - F 63600 Ambert
Tel. +33 (0)4 73 82 50 00 - Fax +33 (0)4 73 82 50 10
omerin@omerin.com

OMERIN division silisol

BP 87 - ZI du Devey - F 42000 Saint-Etienne
Tel. +33 (0)4 77 81 36 00 - Fax +33 (0)4 77 81 37 00
silisol@omerin.com

omerin
LES CABLES DE L'EXTREME

ELECTRIC INSULATING SLEEVINGS CLASS H and C
SILICONE RUBBER COATING



Characteristics

General

- Continuous operating temperature: -60°C to +250°C.
- Good resistance to humidity, ozone and UV.
- Good resistance to common chemical environments.
- Compatible with most impregnation varnishes class H.
- Self-extinguishing - meets the requirements of test VW-1 as per standard UL 1441.
- Grade A as per UL 1441.
- Very good flexibility.
- Halogen-free.

Electrical

- Dielectric strength (dry): > 7 kV.

Standard products

- Colour : brick red or black.

INTERNAL DIAMETER

15C7 Grade A UL

Nominal value (mm)	Tolerance (mm)	Minimum wall thickness (mm)	Approximate linear weight (kg/km)
0.5	± 0.15	0.25	1.9
0.8	± 0.15	0.25	3.0
1	± 0.20	0.25	3.8
1.5	± 0.20	0.35	5.7
2	± 0.20	0.35	7.7
2.5	± 0.20	0.40	9.7
3	± 0.20	0.40	11.7
3.5	± 0.25	0.50	13.8
4	± 0.25	0.50	16.0
4.5	± 0.25	0.50	18.1
5	± 0.25	0.50	20.3
6	± 0.25	0.50	24.9
7	± 0.25	0.50	29.6
8	± 0.25	0.50	34.4
9	± 0.50	0.65	39.4
10	± 0.50	0.65	44.6
12	± 0.50	0.65	55.4
14	± 1.0	0.65	66.8
16	± 1.0	0.65	78.9

*Options: some options will not have UL and CSA approval; contact us.

www.omerin.com

The information provided in this technical data sheet is indicative and may be modified without prior notice, laying, wiring and electrical conditions and the environment of the cable can not be fully considered in our studies. In some cases, for production purposes, a separating tape may be added between two successive layers. In no way the company OMERIN shall be held responsible for any incidents in the case of inappropriate uses, particularly in the case of wiring conditions that do not respect the good practice and the standards in force. For an optimum use of the cables produced by our company, we recommend testing in real conditions. Our sales department is available for a possible provision of samples, and/or for the conditions of a complete study in our laboratories.

© Registered trademark of the OMERIN Group. Drawings and photos are not contractual. Reproduction is prohibited without the prior agreement of OMERIN.

BRAIDED INSULATING SLEEVINGS

SILIGAINÉ® 15C10**-60°C to +250°C****Classes H and C**FIBREGLASS BRAIDED SLEEVING
WITH SILICONE RUBBER COATINGELECTRIC INSULATING SLEEVINGS CLASS H and C
SILICONE RUBBER COATING**Standards***

- IEC 60684-1 and 60684-2.
- IEC 60684-3 part 400 to 402.

Applications

- Internal cabling for class H and C rotating machines (motors, alternators, generators, transformers, inductors, etc.).
- All insulations up to 250°C permanent in the electric and electronic constructions, heating appliances, lighting, automobile, measuring, control, etc.

Options

- Other diameters: contact us.
- Other colours: contact us.
- Sleevings cut to length: contact us.

Packaging

- Diameters from 0.5 to 3.5 mm: 200 m rolls.
 - Diameters from 4 to 5 mm: 100 m rolls.
- Diameters from 6 to 10 mm: 100 m spools.
- Diameters from 12 to 22 mm: 50 m spools.
 - Diameter 25 mm: 25 m spools.

Characteristics**General**

- Continuous operating temperature: -60 °C to +250 °C.
- Good resistance to humidity, ozone and UV.
- Good resistance to common chemical environments.
- Compatible with most impregnation varnishes class H.
- Self-extinguishing - meets the requirements of test VW-1 as per standard UL 1441.
- Very good flexibility.
- Halogen-free.

Electrical

- Dielectric strength (dry): > 10 kV.

Standard products

- Colour : brick red.

INTERNAL DIAMETER

15C10

Nominal value (mm)	Tolerance (mm)	Approximate wall thickness (mm)	Approximate linear weight (kg/km)
0.5	± 0.15	0.60	4.0
0.8	± 0.15	0.60	4.8
1	± 0.20	0.60	5.4
1.5	± 0.20	0.60	6.9
2	± 0.20	0.60	8.5
2.5	± 0.20	0.60	10.3
3	± 0.20	0.60	12.1
3.5	± 0.25	0.60	14.0
4	± 0.25	0.70	16.0
4.5	± 0.25	0.70	18.1
5	± 0.25	0.70	20.3
6	± 0.25	0.70	25.1
7	± 0.25	0.70	30.2
8	± 0.25	0.70	35.7
9	± 0.50	0.90	41.6
10	± 0.50	0.90	48.0
12	± 0.50	0.90	67.5
14	± 1.0	1.00	100
16	± 1.0	1.20	130
18	± 1.0	1.20	157
20	± 1.0	1.30	181
22	± 1.0	1.30	203
25	± 1.0	1.40	229

*Standards: our products comply with all or part of the requirements of standards quoted; contact us.

For this product, please contact:

OMERIN division principale

Zone Industrielle - F 63600 Ambert

Tel. +33 (0)4 73 82 50 00 - Fax +33 (0)4 73 82 50 10

omerin@omerin.com

OMERIN division siliisol

BP 87 - ZI du Devey - F 42000 Saint-Etienne

Tel. +33 (0)4 77 81 36 00 - Fax +33 (0)4 77 81 37 00

siliisol@omerin.com

omerin
LES CABLES DE L'EXTREME

www.omerin.com

The information provided in this technical data sheet is indicative and may be modified without prior notice, laying, wiring and electrical conditions and the environment of the cable can not be fully considered in our studies. In some cases, for production purposes, a separating tape may be added between two successive layers. In no way the company OMERIN shall be held responsible for any incidents in the case of inappropriate uses, particularly in the case of wiring conditions that do not respect the good practice and the standards in force. For an optimum use of the cables produced by our company, we recommend testing in real conditions. Our sales department is available for a possible provision of samples, and/or for the conditions of a complete study in our laboratories.

© Registered trademark of the OMERIN Group. Drawings and photos are not contractual. Reproduction is prohibited without the prior agreement of OMERIN.

BRAIDED INSULATING SLEEVINGS

SILIGAINÉ® 15C1.5**-60°C to +250°C****Classes H and C**FIBREGLASS BRAIDED SLEEVING
WITH SILICONE RUBBER COATING**Standards***

- IEC 60684-1 and 60684-2.
 - IEC 60684-3 part 402.
- UL approval, category UZIQ2: meets the requirements of the flame retardant test VW-1. File no.: E212701.

Applications

- Internal cabling for rotating machines classes H and C (motors, alternators, generators, transformers, inductors, etc.).
 - All insulations up to 250°C permanent in the electric and electronic constructions, heating appliances, lighting, automobile, measuring, control, etc.

Options

- Other diameters: contact us.
 - Other colours: contact us.
- Sleevings cut to length: contact us.

Packaging

- Diameters from 0.5 to 4.5 mm: 200 m rolls.
 - Diameter 5 mm: 100 m rolls.
- Diameters from 6 to 16 mm: 100 m spools.
- Diameters from 18 to 30 mm: 50 m spools.

For this product, please contact:

OMERIN division principale

Zone Industrielle - F 63600 Ambert

Tel. +33 (0)4 73 82 50 00 - Fax +33 (0)4 73 82 50 10

omerin@omerin.com

OMERIN division silisol

BP 87 - ZI du Devey - F 42000 Saint-Etienne

Tel. +33 (0)4 77 81 36 00 - Fax +33 (0)4 77 81 37 00

silisol@omerin.com

ELECTRIC INSULATING SLEEVINGS CLASS H and C
SILICONE RUBBER COATING**Characteristics****General**

- Continuous operating temperature: -60 °C to +250 °C.
- Good resistance to humidity, ozone and UV.
- Good resistance to common chemical environments.
- Compatible with most impregnation varnishes class H.
- Self-extinguishing - meets the requirements of test VW-1 as per standard UL 1441.
- Very good flexibility.
- Halogen-free.

Electrical

- Dielectric strength (dry): 1.5 kV.

Standard products

- Colour: brick red.

INTERNAL DIAMETER**15C1.5**

Nominal value (mm)	Tolerance (mm)	Minimum wall thickness (mm)	Approximate linear weight (kg/km)
0.5	± 0.15	0.15	2.2
0.8	± 0.15	0.15	2.7
1	± 0.20	0.15	3.1
1.5	± 0.20	0.15	4.1
2	± 0.20	0.15	5.1
2.5	± 0.20	0.15	6.2
3	± 0.20	0.20	7.4
3.5	± 0.25	0.20	8.6
4	± 0.25	0.25	10.0
4.5	± 0.25	0.25	11.1
5	± 0.25	0.25	12.6
6	± 0.25	0.35	15.5
7	± 0.25	0.35	18.6
8	± 0.25	0.35	21.9
9	± 0.50	0.45	25.6
10	± 0.50	0.45	29.4
12	± 0.50	0.45	48.6
14	± 1.0	0.45	66.2
16	± 1.0	0.55	82.6
18	± 1.0	0.65	99.0
20	± 1.0	0.70	116.2
22	± 1.0	0.85	138.8
25	± 1.0	0.90	173.5
30	± 2.0	1.00	241.0

*Standards: our products comply with all or part of the requirements of standards quoted; contact us.

www.omerin.com

The information provided in this technical data sheet is indicative and may be modified without prior notice, laying, wiring and electrical conditions and the environment of the cable can not be fully considered in our studies. In some cases, for production purposes, a separating tape may be added between two successive layers. In no way the company OMERIN shall be held responsible for any incidents in the case of inappropriate uses, particularly in the case of wiring conditions that do not respect the good practice and the standards in force. For an optimum use of the cables produced by our company, we recommend testing in real conditions. Our sales department is available for a possible provision of samples, and/or for the conditions of a complete study in our laboratories.

© Registered trademark of the OMERIN Group. Drawings and photos are not contractual. Reproduction is prohibited without the prior agreement of OMERIN.



HIGH TEMPERATURE FIBREGLASS PROTECTIVE SLEEVINGS

FT No.	PRODUCT REFERENCE	APPROVAL	PAGE
9401	SILIGAINÉ 21F1		28
9402	SILIGAINÉ 24C1		29
9403	SILIGAINÉ 31-1		30
9404	SILIGAINÉ 31C1E		31
9405	SILIGAINÉ GT 1		32
9406	SILIGAINÉ GTE 1		33

BRAIDED INSULATING SLEEVINGS

HIGH TEMPERATURE FIBREGLASS
PROTECTIVE SLEEVINGS**SILIGAINÉ® 21F1**
-60 °C to +280 °CFIBREGLASS BRAIDED SLEEVING
IMPREGNATED WITH HEAT-RESISTANT VARNISH**Standards***

- IEC 60684-1 and 60684-2.
- UL approval, category UZIQ2: meets the requirements of the flame retardant test VW-1 (diameters from 0.8 to 25 mm) File no.: E212701.

Applications

- Cabling for heating elements.
- Domestic electrical appliances.
- Cooking appliances, ovens, air ovens, driers, convectors.
 - Lights.
- Sheathing of cable harnesses for cables subject to high temperature and mechanical constraints.

Options

- Other diameters: contact us.
- Sleeveings cut to length: contact us.
- Double braid sleeveing: SILIGAINÉ® 21F2.
- Triple braid sleeveing: SILIGAINÉ® 21F3.

Packaging

- Diameters from 0.5 to 4.5 mm: 200 m rolls.
- Diameters from 5 to 12 mm: 100 m rolls.
- Diameters from 14 to 20 mm: 50 m rolls.
- Diameters from 22 to 50 mm: 25 m rolls.

For this product, please contact:

OMERIN division principale

Zone Industrielle - F 63600 Ambert

Tel. +33 (0)4 73 82 50 00 - Fax +33 (0)4 73 82 50 10

omerin@omerin.com

OMERIN division silisol

BP 87 - ZI du Devey - F 42000 Saint-Etienne

Tel. +33 (0)4 77 81 36 00 - Fax +33 (0)4 77 81 37 00

silisol@omerin.com

omerin
LES CABLES DE L'EXTREME**Characteristics****General**

- Continuous operating temperature: -60 °C to +280 °C.
- Good resistance to thermal shock and UV.
- Very good mechanical strength and resistance to abrasion.
- Self-extinguishing - meets the requirements of test VW-1 as per standard UL 1441.

Electrical

- Dielectric strength (dry): 0.8 to 1.2 kV.

Standard products

- Colour: black.

INTERNAL DIAMETER

21F1

Nominal value (mm)	Tolerance (mm)	Approximate wall thickness (mm)	Approximate linear weight (kg/km)
0.5	± 0.20	0.20	0.5
0.8	± 0.20	0.20	1.3
1	± 0.25	0.20	1.8
1.5	± 0.25	0.20	3.2
2	± 0.25	0.20	4.5
2.5	± 0.25	0.20	5.9
3	± 0.25	0.20	7.2
3.5	± 0.30	0.20	8.6
4	± 0.30	0.30	9.9
4.5	± 0.30	0.30	11
5	± 0.30	0.30	12
6	± 0.30	0.30	13
7	± 0.40	0.30	13
8	± 0.40	0.30	14
9	± 0.50	0.30	14
10	± 0.50	0.40	16
12	± 1.0	0.40	19
14	± 1.0	0.40	24
16	± 1.0	0.40	31
18	± 1.0	0.40	39
20	± 1.0	0.40	48
25	± 2.0	0.50	78
30	± 2.0	0.50	118
35	± 2.0	0.50	165
40	± 3.0	0.50	195
45	± 3.0	0.50	205
50	± 4.0	0.50	250

*Standards: our products comply with all or part of the requirements of standards quoted; contact us.

www.omerin.com

The information provided in this technical data sheet is indicative and may be modified without prior notice, laying, wiring and electrical conditions and the environment of the cable can not be fully considered in our studies. In some cases, for production purposes, a separating tape may be added between two successive layers. In no way the company OMERIN shall be held responsible for any incidents in the case of inappropriate uses, particularly in the case of wiring conditions that do not respect the good practice and the standards in force. For an optimum use of the cables produced by our company, we recommend testing in real conditions. Our sales department is available for a possible provision of samples, and/or for the conditions of a complete study in our laboratories.

© Registered trademark of the OMERIN Group. Drawings and photos are not contractual. Reproduction is prohibited without the prior agreement of OMERIN.

BRAIDED INSULATING SLEEVINGS

HIGH TEMPERATURE FIBREGLASS
PROTECTIVE SLEEVINGS**SILIGAINÉ® 24C1**
-60 °C to +350 °CFIBREGLASS BRAID SLEEVING
HIGH TEMPERATURE TREATED
AND IMPREGNATED WITH A SILICONE RESIN**Standards***

- IEC 60684-1 and 60684-2.
- UL approval, category UZIQ2: meets the requirements of the flame retardant test VW-1 (diameters from 0.8 to 25 mm) File no.: E212701.

Applications

- High temperature heating elements (bands, cartridges, etc.).
- Domestic electrical heating appliances, cooking appliances.
- All electrothermal machines (ovens, air ovens, etc.).
- Sheathing of cable harnesses for cables subject to high temperature.

Options

- Other diameters: contact us.
- Other colours: contact us.
- Sleeveings cut to length: contact us.
- Double braid sleeveing up to diameter 10 mm: SILIGAINÉ® 24C2

Packaging

- Diameters from 0.5 to 4.5 mm: 200 m rolls.
- Diameters from 5 to 8 mm: 100 m rolls.
- Diameters from 9 to 12 mm: 50 m rolls.
- Diameters from 14 to 40 mm: 25 m rolls.

For this product, please contact:

OMERIN division principale

Zone Industrielle - F 63600 Ambert

Tel. +33 (0)4 73 82 50 00 - Fax +33 (0)4 73 82 50 10

omerin@omerin.com

OMERIN division silisol

BP 87 - ZI du Devey - F 42000 Saint-Etienne

Tel. +33 (0)4 77 81 36 00 - Fax +33 (0)4 77 81 37 00

silisol@omerin.com

Characteristics**General**

- Continuous operating temperature: -60 °C to +350 °C.
- Good mechanical strength.
- Self-extinguishing - meets the requirements of test VW-1 as per standard UL 1441.
- The total desizing operation (elimination of oils and parasite products) gives SILIGAINÉ® 24C1 excellent thermal resistance up to +400°C at peak without smoke emission.

Electrical

- Dielectric strength (dry): 0.8 to 1.2 kV.

Standard products

- Colour: white.

INTERNAL DIAMETER

24C1

Nominal value (mm)	Tolerance (mm)	Approximate wall thickness (mm)	Approximate linear weight (kg/km)
0.5	± 0.20	0.20	1.5
0.8	± 0.20	0.20	2.0
1	± 0.25	0.20	2.4
1.5	± 0.25	0.20	2.9
2	± 0.25	0.20	3.1
2.5	± 0.25	0.20	3.9
3	± 0.25	0.20	6.8
3.5	± 0.30	0.20	7.5
4	± 0.30	0.30	9.0
4.5	± 0.30	0.30	10
5	± 0.30	0.30	12
6	± 0.30	0.30	14
7	± 0.40	0.30	17
8	± 0.40	0.30	20
9	± 0.50	0.30	23
10	± 0.50	0.40	26
12	± 1.0	0.40	32
14	± 1.0	0.40	38
16	± 1.0	0.40	46
18	± 1.0	0.40	55
20	± 1.0	0.40	60
22	± 1.5	0.40	75
25	± 2.0	0.50	86
30	± 2.0	0.50	105
35	± 2.0	0.50	135
40	± 3.0	0.50	150

*Standards: our products comply with all or part of the requirements of standards quoted; contact us.

www.omerin.com

The information provided in this technical data sheet is indicative and may be modified without prior notice, laying, wiring and electrical conditions and the environment of the cable can not be fully considered in our studies. In some cases, for production purposes, a separating tape may be added between two successive layers. In no way the company OMERIN shall be held responsible for any incidents in the case of inappropriate uses, particularly in the case of wiring conditions that do not respect the good practice and the standards in force. For an optimum use of the cables produced by our company, we recommend testing in real conditions. Our sales department is available for a possible provision of samples, and/or for the conditions of a complete study in our laboratories.

© Registered trademark of the OMERIN Group. Drawings and photos are not contractual. Reproduction is prohibited without the prior agreement of OMERIN.

BRAIDED INSULATING SLEEVINGS

HIGH TEMPERATURE FIBREGLASS
PROTECTIVE SLEEVINGS**SILIGAINÉ® 31-1**
-60 °C to +450 °CFIBREGLASS BRAIDED SLEEVING
HIGH TEMPERATURE TREATED NOT IMPREGNATED**Standards***

- IEC 60684-1 and 60684-2.
 - IEC 60684-3-300.
- UL approval, category UZIQ2: meets the requirements of the flame retardant test VW-1 (diameters from 0.8 to 25 mm) File no.: E212701.

Applications

- High temperature heating elements (bands, cartridges, etc.).
- Domestic electrical heating appliances, cooking appliances.
- All electrothermal machines (ovens, air ovens, etc.).
- Sheathing of cable harnesses for cables subject to high temperature.

Options

- Other diameters: contact us.
- Double braid sleeving: SILIGAINÉ® 31-2.

Packaging

- Diameters from 0.5 to 4.5 mm: 200 m spools.
- Diameters from 5 to 22 mm: 100 m spools.
- Diameters from 25 to 40 mm: 50 m spools.
- Diameters from 45 to 50 mm: 25 m spools.

Characteristics**General**

- Continuous operating temperature: -60 °C to +450 °C.
- Good resistance to common chemical environments.
- Non-combustible - meets the requirements of test VW-1 as per standard UL 1441.
- Frays slightly when cut.

Standard products

- Colour: silvery grey (natural).

INTERNAL DIAMETER**31-1**

Nominal value** (mm)	Approximate wall thickness (mm)	Approximate linear weight (kg/km)
0.5	0.20	1.5
0.8	0.20	1.8
1	0.20	2.2
1.5	0.20	2.6
2	0.20	4.3
2.5	0.20	5.2
3	0.20	6.0
3.5	0.20	8.4
4	0.30	8.4
4.5	0.30	9.6
5	0.30	10
6	0.30	14
7	0.30	16
8	0.30	18
9	0.30	17
10	0.40	22
12	0.40	26
14	0.40	32
16	0.40	40
18	0.40	52
20	0.40	40
22	0.40	60
25	0.50	76
30	0.50	90
35	0.50	100
40	0.50	105
45	0.50	110
50	0.50	125

*Standards: our products comply with all or part of the requirements of standards quoted; contact us.

**The extra flexibility of this type of sleeving negates any need to show tolerances on the internal diameter.

For this product, please contact:

OMERIN division principale ✓

Zone Industrielle - F 63600 Ambert

Tel. +33 (0)4 73 82 50 00 - Fax +33 (0)4 73 82 50 10

omerin@omerin.com

OMERIN division silisol □

BP 87 - ZI du Devevy - F 42000 Saint-Etienne

Tel. +33 (0)4 77 81 36 00 - Fax +33 (0)4 77 81 37 00

silisol@omerin.com

omerin
LES CABLES DE L'EXTREME

www.omerin.com

The information provided in this technical data sheet is indicative and may be modified without prior notice, laying, wiring and electrical conditions and the environment of the cable can not be fully considered in our studies. In some cases, for production purposes, a separating tape may be added between two successive layers. In no way the company OMERIN shall be held responsible for any incidents in the case of inappropriate uses, particularly in the case of wiring conditions that do not respect the good practice and the standards in force. For an optimum use of the cables produced by our company, we recommend testing in real conditions. Our sales department is available for a possible provision of samples, and/or for the conditions of a complete study in our laboratories.

© Registered trademark of the OMERIN Group. Drawings and photos are not contractual. Reproduction is prohibited without the prior agreement of OMERIN.

BRAIDED INSULATING SLEEVINGS

SILIGAINÉ® 31C1E

Expandable

-60 °C to +350 °C

EXPANDABLE FIBREGLASS SLEEVING,
HIGH TEMPERATURE TREATED
IMPREGNATED WITH A SILICONE RESIN



Standards*

- IEC 60684-1 and 60684-2.
- UL approval, category UZIQ2:
meets the requirements of the
flame retardant test VW-1
File no.: E21 2701.

Applications

- High temperature heating elements (bands, cartridges, etc.).
- Domestic electrical heating appliances, cooking appliances.
- All electrothermal machines (ovens, air ovens, etc.).
- Sheathing of cable harnesses for cables subject to high temperature.


Options

- Other diameters: contact us.
- Sleevings cut to length: contact us.

Packaging

- Diameters from 0.5 to 4.5 mm: 200 m rolls.
- Diameters from 5 to 9 mm: 100 m rolls.
- Diameters from 10 to 12 mm: 50 m rolls.
- Diameters from 14 to 20 mm: 25 m rolls.

HIGH TEMPERATURE FIBREGLASS PROTECTIVE SLEEVINGS



Characteristics

General

- Continuous operating temperature: -60 °C to +350 °C.
- Expandable.
- Very good flexibility.
- Good resistance to common chemical environments.
- Self-extinguishing - meets the requirements of test VW-1 as per standard UL 1441.
- Expandable sleeving, so that a single item can be used for a large range of diameters.

Standard products

- Colour: silvery grey (natural).

INTERNAL DIAMETER**

31C1-E

Nominal value (mm)	Minimum diameter (mm)	Maximum diameter (mm)	Approximate wall thickness (mm)	Approximate linear weight (kg/km)
0.5	0.5	1.5	0.20	2.6
1	1	2.5	0.20	3.0
1.5	1.5	3	0.20	3.4
2	2	4	0.20	4.5
3	3	6	0.20	6.6
4	4	9	0.30	8.8
5	5	11	0.30	12.0
6	6	13	0.30	14.9
7	7	15	0.30	17.6
8	8	16	0.30	19.9
10	10	19	0.40	23.5
12	12	22	0.40	29.4
14	14	25	0.40	32.0
16	16	28	0.40	49.0
18	18	30	0.40	55.0
20	20	35	0.40	65.0

*Standards: our products comply with all or part of the requirements of standards quoted; contact us.

** As these sleevings are expandable, the internal diameters indicated correspond to a recommended operating range.

For this product, please contact:

OMERIN division principale

Zone Industrielle - F 63600 Ambert

Tel. +33 (0)4 73 82 50 00 - Fax +33 (0)4 73 82 50 10

omerin@omerin.com

OMERIN division silisol

BP 87 - ZI du Devey - F 42000 Saint-Etienne

Tel. +33 (0)4 77 81 36 00 - Fax +33 (0)4 77 81 37 00

silisol@omerin.com

www.omerin.com

The information provided in this technical data sheet is indicative and may be modified without prior notice, laying, wiring and electrical conditions and the environment of the cable can not be fully considered in our studies. In some cases, for production purposes, a separating tape may be added between two successive layers. In no way the company OMERIN shall be held responsible for any incidents in the case of inappropriate uses, particularly in the case of wiring conditions that do not respect the good practice and the standards in force. For an optimum use of the cables produced by our company, we recommend testing in real conditions. Our sales department is available for a possible provision of samples, and/or for the conditions of a complete study in our laboratories.

© Registered trademark of the OMERIN Group. Drawings and photos are not contractual. Reproduction is prohibited without the prior agreement of OMERIN.

omerin
LES CABLES DE L'EXTREME

BRAIDED INSULATING SLEEVINGS

HIGH TEMPERATURE FIBREGLASS
PROTECTIVE SLEEVINGS**SILIGAINÉ® GT 1**
-60 °C to +300 °CTREATED FIBREGLASS BRAIDED SLEEVING
NOT IMPREGNATED**Standards***

- IEC 60684-1 and 60684-2.

Applications

- Cabling for heating elements.
- Sheathing of cable harnesses for cables subject to high temperature and mechanical constraints.
 - Industrial electrothermal machines (ovens, air ovens, etc.).

Options

- Other diameters: contact us.
- Sleevings cut to length: contact us.
- Double braid: SILIGAINÉ® GT 2: dielectric strength > 1.5 kV.
- Triple braid: SILIGAINÉ® GT 3: dielectric strength > 2.0 kV.

Packaging

- Diameters from 0.5 to 10 mm: 100 m rolls.
- Diameters > 10 mm: contact us.

Characteristics**General**

- Continuous operating temperature: -60 °C to +300 °C.
- Peak temperatures (few minutes): +350 °C.
- Good resistance to thermal shock.
- Very good ageing in hot environment.
- Good resistance to atmospheric agents. UV, ozone, oxygen.
- Good resistance to common chemical agents.

Electrical

- Dielectric strength (dry): > 800 V.

Standard products

- Colour: mottled brown.

INTERNAL DIAMETER

GT 1

Nominal value** (mm)	Approximate wall thickness (mm)	Approximate linear weight (kg/km)
0.5	0.40	2.9
1	0.40	3.4
1.5	0.40	4.2
2	0.40	4.8
2.5	0.40	6.0
3	0.40	6.5
3.5	0.40	7.6
4	0.40	9.3
4.5	0.40	10.4
5	0.40	10.6
6	0.40	12.1
7	0.50	13.6
8	0.50	14.9
9	0.50	17.9
10	0.50	17.9
12	0.60	21.3
14	0.60	25.3
16	0.60	30.2
18	0.60	36.7
20	0.60	47.1
22	0.80	49.1
25	1.0	94.5
30	1.0	108
35	1.0	102
40	1.2	172
50	1.2	190
60	1.2	230

*Standards: our products comply with all or part of the requirements of standards quoted; contact us.
**Tolerance: ± 10%.

For this product, please contact:

OMERIN division principale

Zone Industrielle - F 63600 Ambert
Tel. +33 (0)4 73 82 50 00 - Fax +33 (0)4 73 82 50 10
omerin@omerin.com

OMERIN division silisol

BP 87 - ZI du Devey - F 42000 Saint-Etienne
Tel. +33 (0)4 77 81 36 00 - Fax +33 (0)4 77 81 37 00
silisol@omerin.com

OMERIN
LES CABLES DE L'EXTREME

www.omerin.com

The information provided in this technical data sheet is indicative and may be modified without prior notice, laying, wiring and electrical conditions and the environment of the cable can not be fully considered in our studies. In some cases, for production purposes, a separating tape may be added between two successive layers. In no way the company OMERIN shall be held responsible for any incidents in the case of inappropriate uses, particularly in the case of wiring conditions that do not respect the good practice and the standards in force. For an optimum use of the cables produced by our company, we recommend testing in real conditions. Our sales department is available for a possible provision of samples, and/or for the conditions of a complete study in our laboratories.

© Registered trademark of the OMERIN Group. Drawings and photos are not contractual. Reproduction is prohibited without the prior agreement of OMERIN.

BRAIDED INSULATING SLEEVINGS

HIGH TEMPERATURE FIBREGLASS
PROTECTIVE SLEEVINGS**SILIGAINÉ® GTE 1**
-60 °C to +250 °CFIBREGLASS BRAIDED SLEEVING, TREATED
AND COATED WITH CLEAR SILICONE VARNISH**Standards***

- IEC 60684-1 and 60684-2.

Applications

- Cabling for heating elements.
- Sheathing of cable harnesses for cables subject to high temperature and mechanical constraints.
 - Industrial electrothermal machines (ovens, air ovens, etc.).

Options

- Other diameters: contact us.
- Sleevings cut to length: contact us.
- Double braid: SILIGAINÉ® GTE 2: dielectric strength > 2 kV.

Packaging

- Packaging upon request: contact us.

Characteristics**General**

- Continuous operating temperature: -60 °C to +250 °C.
- Peak temperatures (few minutes): +350 °C.
- Good resistance to thermal shock.
- Very good ageing in hot environment.
- Good resistance to atmospheric agents. UV, ozone, oxygen.
- Good resistance to common chemical agents.

Electrical

- Dielectric strength (dry): > 1.5 kV.

Standard products

- Colour: mottled brown.

INTERNAL DIAMETER**GTE 1**

Nominal value** (mm)	Approximate wall thickness (mm)	Approximate linear weight (kg/km)
1	0.50	4.8
1.5	0.50	5.3
2	0.50	6.9
2.5	0.50	7.7
3	0.50	9.1
4	0.50	10.4
5	0.50	13.1
6	0.50	14.5
7	0.50	15.9
8	0.50	21.3
9	0.50	24.0
10	0.60	28.7
12	0.60	37.5
14	0.60	41.7
16	0.60	51.9
18	0.70	55.7
20	0.70	78.0
22	0.70	85.5
25	1.0	91.1
30	1.0	172
35	1.0	213
40	1.2	333
45	1.2	376
50	1.2	447

For this product, please contact:

OMERIN division principale

Zone Industrielle - F 63600 Ambert

Tel. +33 (0)4 73 82 50 00 - Fax +33 (0)4 73 82 50 10

omerin@omerin.com

OMERIN division silisol

BP 87 - ZI du Devey - F 42000 Saint-Etienne

Tel. +33 (0)4 77 81 36 00 - Fax +33 (0)4 77 81 37 00

silisol@omerin.com

*Standards: our products comply with all or part of the requirements of standards quoted; contact us.
Tolerance: ± 10%.www.omerin.com**

The information provided in this technical data sheet is indicative and may be modified without prior notice, laying, wiring and electrical conditions and the environment of the cable can not be fully considered in our studies. In some cases, for production purposes, a separating tape may be added between two successive layers. In no way the company OMERIN shall be held responsible for any incidents in the case of inappropriate uses, particularly in the case of wiring conditions that do not respect the good practice and the standards in force. For an optimum use of the cables produced by our company, we recommend testing in real conditions. Our sales department is available for a possible provision of samples, and/or for the conditions of a complete study in our laboratories.

© Registered trademark of the OMERIN Group. Drawings and photos are not contractual. Reproduction is prohibited without the prior agreement of OMERIN.



VERY HIGH TEMPERATURE PROTECTIVE SLEEVINGS

FT No.	PRODUCT REFERENCE	PAGE
9501	SILIGAINÉ 33SI	36
9502	SILIGAINÉ GSIL	37
9503	SILIGAINÉ 33NX	38

BRAIDED INSULATING SLEEVINGS

VERY HIGH TEMPERATURE PROTECTIVE SLEEVINGS

SILIGAINÉ® 33SI

+900 °C

SILICA FIBRE BRAIDED SLEEVING
NOT TREATED, NOT IMPREGNATED



Standards*

- IEC 60684-1 and 60684-2.

Applications

- Protection of wiring harnesses or ducting subject to very high temperature.
- Industrial furnaces and air ovens.
 - Nuclear.

Options

- Other diameters: contact us.
- Diameters > 20 mm: see SILIGAINÉ® GSIL.

Packaging

- Diameters from 0.5 to 4 mm: 200 m spools.
- Diameters from 5 to 20 mm: 100 m spools.

Characteristics

General

- Continuous operating temperature: +900 °C.
- Peaks at: +1050 °C.
- Excellent thermal resistance.
- Excellent resistance to radiations.
- Low thermal expansion coefficient.
- High chemical resistance, especially to acids.
- Non-combustible.
- Good flexibility.
- Frays slightly when cut.

Chemical

- Silicon dioxide: > 94 %.
- Product guaranteed asbestos free.

Standard products

- Colour: white (natural).

INTERNAL DIAMETER

33SI

Nominal value** (mm)	Approximate wall thickness (mm)	Approximate linear weight (kg/km)
0.5	0.20	4.7
1	0.20	5.6
1.5	0.20	6.3
2	0.20	7.8
3	0.20	9.6
4	0.30	15
5	0.30	20
6	0.30	24
7	0.30	27
8	0.30	30
10	0.40	36
12	0.40	48
14	0.40	66
16	0.40	80
18	0.40	88
20	0.40	94

For this product, please contact:

OMERIN division principale

Zone Industrielle - F 63600 Ambert
Tel. +33 (0)4 73 82 50 00 - Fax +33 (0)4 73 82 50 10
omerin@omerin.com

OMERIN division silisol

BP 87 - ZI du Devey - F 42000 Saint-Etienne
Tel. +33 (0)4 77 81 36 00 - Fax +33 (0)4 77 81 37 00
silisol@omerin.com

*Standards: our products comply with all or part of the requirements of standards quoted; contact us.

**The extra flexibility of this type of sleeving negates any need to show tolerances on the internal diameter.

www.omerin.com

The information provided in this technical data sheet is indicative and may be modified without prior notice, laying, wiring and electrical conditions and the environment of the cable can not be fully considered in our studies. In some cases, for production purposes, a separating tape may be added between two successive layers. In no way the company OMERIN shall be held responsible for any incidents in the case of inappropriate uses, particularly in the case of wiring conditions that do not respect the good practice and the standards in force. For an optimum use of the cables produced by our company, we recommend testing in real conditions. Our sales department is available for a possible provision of samples, and/or for the conditions of a complete study in our laboratories.

© Registered trademark of the OMERIN Group. Drawings and photos are not contractual. Reproduction is prohibited without the prior agreement of OMERIN.

BRAIDED INSULATING SLEEVINGS

VERY HIGH TEMPERATURE PROTECTIVE SLEEVINGS

SILIGAINÉ® GSIL

+1050 °C

ULTRA PURE SILICA FIBRE BRAIDED SLEEVING, NOT TREATED, NOT IMPREGNATED



Standards*

- IEC 60684-1 and 60684-2.

Applications

- Sheathing of transport rolls in annealing ovens for special glasses.
Does not affect the surface finishing of transported glass panes.
- Protection of wiring harnesses or ducting at very high temperature.
 - Industrial furnaces and air ovens.
 - Nuclear.

Options

- Other diameters: contact us.

Packaging

- Boxes of 100 m.

Characteristics

General

- Continuous operating temperature: +1050 °C.
- Peaks at: +1200 °C.
- Excellent thermal resistance.
- Excellent resistance to radiations.
- Low thermal expansion coefficient.
- High chemical resistance, especially to acids.
- Non-combustible.
- Good flexibility.
- Low density.
- Good resistance to atmospheric agents. UV, ozone, oxygen.
- Frays slightly when cut.

Chemical

- Silicon dioxide: > 99.9 %.
- Product guaranteed asbestos free.

Standard products

- Colour: white (natural).

INTERNAL DIAMETER

GSIL

Nominal value** (mm)	Approximate wall thickness (mm)	Approximate linear weight (kg/km)
1	0.40	2.8
2	0.40	5.2
3	0.40	5.6
4	0.40	7.5
5	0.40	8.4
6	0.40	12
7	0.50	13
8	0.50	15
10	0.60	26
12	0.60	22
14	0.60	25
16	0.60	34
18	0.60	38
20	0.60	42
25	0.60	43
30	0.80	52
40	0.80	67
45	0.80	73
50	1.0	81
60	1.0	93
75	1.0	176
83	1.0	195

*Standards: our products comply with all or part of the requirements of standards quoted; contact us.

**The extra flexibility of this type of sleeve negates any need to show tolerances on the internal diameter.

www.omerin.com

The information provided in this technical data sheet is indicative and may be modified without prior notice, laying, wiring and electrical conditions and the environment of the cable can not be fully considered in our studies. In some cases, for production purposes, a separating tape may be added between two successive layers. In no way the company OMERIN shall be held responsible for any incidents in the case of inappropriate uses, particularly in the case of wiring conditions that do not respect the good practice and the standards in force. For an optimum use of the cables produced by our company, we recommend testing in real conditions. Our sales department is available for a possible provision of samples, and/or for the conditions of a complete study in our laboratories.

© Registered trademark of the OMERIN Group. Drawings and photos are not contractual. Reproduction is prohibited without the prior agreement of OMERIN.

For this product, please contact:

OMERIN division principale

Zone Industrielle - F 63600 Ambert
Tel. +33 (0)4 73 82 50 00 - Fax +33 (0)4 73 82 50 10
omerin@omerin.com

OMERIN division silisol

BP 87 - ZI du Devey - F 42000 Saint-Etienne
Tel. +33 (0)4 77 81 36 00 - Fax +33 (0)4 77 81 37 00
silisol@omerin.com

omerin
LES CABLES DE L'EXTREME

BRAIDED INSULATING SLEEVINGS

VERY HIGH TEMPERATURE PROTECTIVE SLEEVINGS

SILIGAINÉ® 33NX

+1200 °C

BOROSILICOALUMINATE FIBRE BRAIDED SLEEVING
NOT TREATED, NOT IMPREGNATED



Standards*

- IEC 60684-1 and 60684-2.

Applications

- Sheathing of transport rolls in annealing ovens for special glasses. Does not affect the surface finishing of transported glass panes.
- Protection of wiring harnesses or ducting at very high temperature.
- Industrial furnaces and air ovens.
 - Nuclear.

Options

- Other diameters: contact us.

Packaging

- Diameters from 0.5 to 4 mm: 200 m spools.
- Diameters from 5 to 20 mm: 100 m spools.
- Diameters from 25 to 40 mm: 50 m spools.
 - Diameters > 45 mm: 25 m spools.

Characteristics

General

- Continuous operating temperature: +1200 °C.
- Peaks at: +1400 °C.
- Excellent thermal resistance.
- Very good mechanical strength at high temperature.
- Excellent resistance to radiations.
- Low thermal expansion coefficient.
- Non-combustible.
- Good flexibility.
- Frays slightly when cut.

Chemical

- Product guaranteed asbestos free.

Standard products

- Colour: white (natural).

INTERNAL DIAMETER

33NX

Nominal value** (mm)	Approximate wall thickness (mm)	Approximate linear weight (kg/km)
0.5	0.20	4.7
1	0.20	5.6
1.5	0.20	6.3
2	0.20	7.8
3	0.20	9.6
4	0.30	15
5	0.30	20
6	0.30	24
7	0.30	27
8	0.30	30
10	0.40	36
12	0.40	48
14	0.40	66
16	0.40	80
18	0.40	88
20	0.40	94
30	0.50	104
40	0.50	110
50	0.50	115
60	0.50	170
70	0.70	215
80	0.70	250

For this product, please contact:

OMERIN division principale

Zone Industrielle - F 63600 Ambert
Tel. +33 (0)4 73 82 50 00 - Fax +33 (0)4 73 82 50 10
omerin@omerin.com

OMERIN division silisol

BP 87 - ZI du Devey - F 42000 Saint-Etienne
Tel. +33 (0)4 77 81 36 00 - Fax +33 (0)4 77 81 37 00
silisol@omerin.com

*Standards: our products comply with all or part of the requirements of standards quoted; contact us.

**The extra flexibility of this type of sleeving negates any need to show tolerances on the internal diameter.

www.omerin.com

The information provided in this technical data sheet is indicative and may be modified without prior notice, laying, wiring and electrical conditions and the environment of the cable can not be fully considered in our studies. In some cases, for production purposes, a separating tape may be added between two successive layers. In no way the company OMERIN shall be held responsible for any incidents in the case of inappropriate uses, particularly in the case of wiring conditions that do not respect the good practice and the standards in force. For an optimum use of the cables produced by our company, we recommend testing in real conditions. Our sales department is available for a possible provision of samples, and/or for the conditions of a complete study in our laboratories.

© Registered trademark of the OMERIN Group. Drawings and photos are not contractual. Reproduction is prohibited without the prior agreement of OMERIN.

OTHER PROTECTIVE SLEEVINGS

FT No.	PRODUCT REFERENCE	PAGE
9601	SILIGAINÉ 22P1	40
9602	SILIGAINÉ TN	41
9603	SILIGAINÉ TN-FR	42
9604	SILIGAINÉ TN-FR TWIST	43
9605	SILIGAINÉ TNL-FR TWIST	44

BRAIDED INSULATING SLEEVINGS

OTHER PROTECTIVE SLEEVINGS

SILIGAINÉ® 22P1

+130°C

Class B

POLYESTER THREAD BRAIDED SLEEVING
SLIGHTLY IMPREGNATED



Standards*

- IEC 60684-1 and 60684-2.
- IEC 60684-3 part 320.

Applications

- Internal cabling for hermetically sealed units.
- Internal cabling for rotating machines class B.
 - Sheathing of cable harnesses (automobile, electronics, lighting, etc.).

Options

- Other diameters: contact us.
- Other colours: contact us.
- Sleeveings cut to length: contact us.
- Sleeveing not impregnated: SILIGAINÉ® 32P1.

Packaging

- Diameters from 0.5 to 4 mm: 200 m rolls.
- Diameters from 5 to 9 mm: 100 m rolls.
- Diameters from 10 to 12 mm: 50 m rolls.
- Diameters from 14 to 25 mm: 25 m rolls.
 - Other packaging: contact us.

Characteristics

General

- Temperature in continuous working: up to +130°C.
- Good resistance to freon gas.
- Good resistance to oils, alcohols and solvents.
- Compatible with most impregnation varnishes.
- Excellent mechanical strength.

Electrical

- Dielectric strength (dry): 0.8 to 1.2 kV.

Standard products

- Colour: white.

INTERNAL DIAMETER

22P1

Nominal value (mm)	Tolerance (mm)	Approximate wall thickness (mm)	Approximate linear weight (kg/km)
0.5	± 0.25	0.30	1.4
0.8	± 0.25	0.30	1.7
1	± 0.25	0.30	1.8
1.5	± 0.25	0.30	2.0
2	± 0.25	0.30	2.6
2.5	± 0.25	0.30	3.0
3	± 0.50	0.30	3.5
4	± 0.50	0.30	4.2
5	± 0.50	0.50	8.0
6	± 0.50	0.50	10
7	± 0.50	0.50	12
8	± 0.50	0.50	15
9	± 0.50	0.50	18
10	± 0.50	0.50	20
12	± 1.0	0.70	24
14	± 1.0	0.70	30
16	± 1.0	0.70	34
18	± 1.0	0.70	41
20	± 1.0	0.90	47
25	± 1.0	0.90	66

*Standards: our products comply with all or part of the requirements of standards quoted; contact us.

For this product, please contact:

OMERIN division principale

Zone Industrielle - F 63600 Ambert

Tel. +33 (0)4 73 82 50 00 - Fax +33 (0)4 73 82 50 10

omerin@omerin.com

OMERIN division silisol

BP 87 - ZI du Devey - F 42000 Saint-Etienne

Tel. +33 (0)4 77 81 36 00 - Fax +33 (0)4 77 81 37 00

silisol@omerin.com

www.omerin.com

The information provided in this technical data sheet is indicative and may be modified without prior notice, laying, wiring and electrical conditions and the environment of the cable can not be fully considered in our studies. In some cases, for production purposes, a separating tape may be added between two successive layers. In no way the company OMERIN shall be held responsible for any incidents in the case of inappropriate uses, particularly in the case of wiring conditions that do not respect the good practice and the standards in force. For an optimum use of the cables produced by our company, we recommend testing in real conditions. Our sales department is available for a possible provision of samples, and/or for the conditions of a complete study in our laboratories.

© Registered trademark of the OMERIN Group. Drawings and photos are not contractual. Reproduction is prohibited without the prior agreement of OMERIN.

omerin
LES CABLES DE L'EXTREME

BRAIDED INSULATING SLEEVINGS

SILIGAINÉ® TN

-50°C to +150°C

BRAIDED EXPANDABLE SLEEVING
IN SINGLE-FILAMENT POLYESTER

Standards*

- IEC 60684-1 and 60684-2.
- IEC 60684-3 parts 340 to 342.

Applications

- Sheathing of electric cable harnesses
- Protection of assemblies subject to severe mechanical constraints (abrasion, cutting, alternate bendings, doorways, etc.) .

Options

- Sleevings cut to length: contact us.
 - Grey braid: SILIGAINÉ® TG.
- Braid in Rilsan® single-filament braid for improved resistance to abrasion (wire of diameter 0.30 mm): SILIGAINÉ® RN or SILIGAINÉ® RG.
 - Braid resistant to vertical flame (UL 1441-VW-1) in special single-filament polyester: SILIGAINÉ® TN-FR.

Packaging

- Diameters from 3 to 10 mm: 100 m rolls.
- Diameters from 12 to 30 mm: 50 m rolls.
- Diameters from 40 to 50 mm: 25 m rolls.



For this product, please contact:

OMERIN division principale

Zone Industrielle - F 63600 Ambert
Tel. +33 (0)4 73 82 50 00 - Fax +33 (0)4 73 82 50 10
omerin@omerin.com

OMERIN division silisol

BP 87 - ZI du Devev - F 42000 Saint-Etienne
Tel. +33 (0)4 77 81 36 00 - Fax +33 (0)4 77 81 37 00
silisol@omerin.com

omerin
LES CABLES DE L'EXTREME

OTHER PROTECTIVE SLEEVINGS



Characteristics

General

- Continuous operating temperature: - 50 °C to +150 °C.
- Peaks at +220°C.
- Good resistance to oils and common chemical environments.
- Excellent resistance to humidity and mould.
- Excellent resistance to abrasion.
- Expandable sleeving for easy threading and wide range of overlapping diameters.

Standard products

- Colour: black.

Part number	Nominal internal diameter** (mm)	Minimum internal diameter** (mm)	Maximum internal diameter** (mm)	Approximative linear weight (kg/km)
PO901004	3	1	6	3.6
PO901010	4	2	7	4.2
PO901005	5	3	9	5
PO901007	6	4	11	5.8
PO901002	8	5	13	7
PO901003	10	6	17	8.4
PO901009	12	8	21	11.5
PO901006	15	10	24	11.4
PO901011	20	13	28	14
PO901008	25	14	36	13.8
PO901012	30	17	43	26
PO901013	40	25	60	29
PO901001	50	35	75	36

*Standards: our products comply with all or part of the requirements of standards quoted; contact us.

**The extra flexibility of this type of sleeving negates any need to show tolerances on the internal diameter. Rilsan® is an Arkema registered trademark.



www.omerin.com

The information provided in this technical data sheet is indicative and may be modified without prior notice, laying, wiring and electrical conditions and the environment of the cable can not be fully considered in our studies. In some cases, for production purposes, a separating tape may be added between two successive layers. In no way the company OMERIN shall be held responsible for any incidents in the case of inappropriate uses, particularly in the case of wiring conditions that do not respect the good practice and the standards in force. For an optimum use of the cables produced by our company, we recommend testing in real conditions. Our sales department is available for a possible provision of samples, and/or for the conditions of a complete study in our laboratories.

© Registered trademark of the OMERIN Group. Drawings and photos are not contractual. Reproduction is prohibited without the prior agreement of OMERIN.

BRAIDED INSULATING SLEEVINGS

OTHER PROTECTIVE SLEEVINGS

SILIGAINÉ® TN FR

-50°C to +150°C

FIREPROOF BRAIDED EXPANDABLE SLEEVING
IN SINGLE-FILAMENT POLYESTER



Standards*

- Classification R22: HL3, R23: HL3, according to EN 45545-2
 - UL 1441

Applications

- Protection of assemblies subject to severe mechanical constraints (abrasion, cutting, alternate bendings, doorways, etc.).
 - Railway and electronic industries.

Packaging

- Diameters from 3 to 8 mm: 100 m spools.
- Diameters from 10 to 50 mm: 50 m spools.

Characteristics

General

- Continuous operating temperature: -50°C to +150°C
- Peaks at +175°C.
- Expandable sleeve
- Flame resistant
- Excellent resistance to abrasion
- Excellent cutting resistance
- Excellent resistance to humidity and mould
- Light weight
- Halogen-free

Recommendations

Hot cutting to length means there is no fraying to the ends.

Standard products

- Colour: black with white tracer.

Part number	Nominal internal diameter** (mm)	Minimum internal diameter** (mm)	Maximum internal diameter** (mm)	Approximate linear weight (kg/km)
PO903004	3	2	5	3.6
PO903002	4	3	7	4.3
PO903005	5	4	9	4.9
PO903006	6	5	11	5.8
PO903007	8	7	13	7.2
PO903008	10	9	15	8.7
PO903009	12	11	17	10.3
PO903001	15	13	20	11.3
PO903010	20	18	25	13.1
PO903012	25	22	30	18.0
PO903011	30	27	40	21.8
PO903013	40	35	50	29.5
PO903014	50	45	60	36.1

*Standards: our products comply with all or part of the requirements of standards quoted; contact us.

**The extra flexibility of this type of sleeve negates any need to show tolerances on the internal diameter.

For this product, please contact:

OMERIN division principale
Zone Industrielle - F 63600 Ambert
Tel. +33 (0)4 73 82 50 00
omerin@omerin.com

OMERIN division silisol
BP 87 - ZI du Devey - F 42000 Saint-Étienne
Tel. +33 (0)4 77 81 36 00
silisol@omerin.com

omerin
LES CABLES DE L'EXTREME

www.omerin.com

The information provided in this technical data sheet is indicative and may be modified without prior notice, laying, wiring and electrical conditions and the environment of the cable can not be fully considered in our studies. In some cases, for production purposes, a separating tape may be added between two successive layers. In no way the company OMERIN shall be held responsible for any incidents in the case of inappropriate uses, particularly in the case of wiring conditions that do not respect the good practice and the standards in force. For an optimum use of the cables produced by our company, we recommend testing in real conditions. Our sales department is available for a possible provision of samples, and/or for the conditions of a complete study in our laboratories.

© Registered trademark of the OMERIN Group. Drawings and photos are not contractual. Reproduction is prohibited without the prior agreement of OMERIN.

SILIGAINÉ® TN FR TWIST

-50°C to +150°C

FIREPROOF BRAIDED EXPANDABLE
SELF WRAPPING SLEEVING
IN SINGLE-FILAMENT POLYESTER



Standards*

- Classification R22: HL3, R23: HL3, according to EN 45545-2
 - UL 1441

Applications

- Protection of assemblies subject to severe mechanical constraints (abrasion, cutting, alternate bendings, doorways, etc.).
- Railway, marine and electronic industries.

Options

- For diameters over 50 mm, please contact us.

Packaging

- Diameter of 5 mm: 150 m spools.
- Diameter of 8 mm: 100 m spools.
- Diameters from 13 to 16 mm: 50 m spools.
- Diameters from 19 to 25 mm: 25 m spools.
- Diameters from 29 to 50 mm: 15 m spools.

Characteristics

General

- Continuous operating temperature: -50°C to +150°C
- Self wrapping (Quick and easy installation for assembly or maintenance)
- Flame resistant
- Excellent resistance to abrasion
- Light weight
- Halogen-free

Recommendations

SILIGAINÉ® TN FR TWIST should be tied at intervals if continuous working temperature exceeds +110°C.

Standard products

- Colour: black with white tracer.

Part number	Nominal internal diameter** (mm)	Minimum internal diameter** (mm)	Maximum internal diameter** (mm)	Approximative linear weight (kg/km)
P0906001	5	4	5	10
P0906002	8	5	8	13
P0906003	13	10	9	21
P0906004	16	13	16	25
P0906005	19	16	19	29
P0906006	25	19	25	42
P0906007	29	25	29	44
P0906008	32	29	32	48
P0906009	38	32	38	58
P0906010	50	38	50	93

*Standards: our products comply with all or part of the requirements of standards quoted; contact us.

**The extra flexibility of this type of sleeving negates any need to show tolerances on the internal diameter.

For this product, please contact:

OMERIN division principale

Zone Industrielle - F 63600 Ambert
Tel. +33 (0)4 73 82 50 00
omerin@omerin.com

OMERIN division silisol

BP 87 - ZI du Devevy - F 42000 Saint-Étienne
Tel. +33 (0)4 77 81 36 00
silisol@omerin.com

omerin
LES CABLES DE L'EXTREME

www.omerin.com

The information provided in this technical data sheet is indicative and may be modified without prior notice, laying, wiring and electrical conditions and the environment of the cable can not be fully considered in our studies. In some cases, for production purposes, a separating tape may be added between two successive layers. In no way the company OMERIN shall be held responsible for any incidents in the case of inappropriate uses, particularly in the case of wiring conditions that do not respect the good practice and the standards in force. For an optimum use of the cables produced by our company, we recommend testing in real conditions. Our sales department is available for a possible provision of samples, and/or for the conditions of a complete study in our laboratories.

© Registered trademark of the OMERIN Group. Drawings and photos are not contractual. Reproduction is prohibited without the prior agreement of OMERIN.

BRAIDED INSULATING SLEEVINGS

OTHER PROTECTIVE SLEEVINGS

SILIGAINÉ® TNL FR TWIST

-50°C to +150°C

FIREPROOF BRAIDED EXPANDABLE
SELF WRAPPING SLEEVING
IN SINGLE-FILAMENT POLYESTER



Standards*

- Classification R22: HL3, R23: HL3, according to EN 45545-2
 - UL 1441

Applications

- Protection of assemblies subject to severe mechanical constraints (abrasion, cutting, alternate bendings, doorways, etc.).
- Railway and electronic industries.

Packaging

- Diameters from 5 to 8 mm: 50 m spools.
- Diameters from 13 to 19 mm: 25 m spools.
- Diameters from 25 to 38 mm: 15 m spools.

Characteristics General

- Continuous operating temperature: -50°C to +150°C
- Self wrapping (Quick and easy installation for assembly or maintenance)
- Flame resistance
- Excellent vibration resistance
- Excellent resistance to abrasion
- Extra light weight
- High flexible fabric
- Halogen-free

Recommendations

SILIGAINÉ® TNL FR TWIST should be tied at intervals if continuous working temperature exceeds +110°C.

Standard products

- Colour: black with white tracer.

Part number	Nominal internal diameter** (mm)	Minimum internal diameter** (mm)	Maximum internal diameter** (mm)	Approximative linear weight (kg/km)
PO907001	5	4	5	10.1
PO907002	8	5	8	11.3
PO907003	13	10	13	17.6
PO907004	19	16	19	26.3
PO907005	25	19	25	35.4
PO907006	29	25	29	39.4
PO907007	32	29	32	43.5
PO907008	38	32	38	50.4

*Standards: our products comply with all or part of the requirements of standards quoted; contact us.

**The extra flexibility of this type of sleeving negates any need to show tolerances on the internal diameter.

For this product, please contact:

OMERIN division principale

Zone Industrielle - F 63600 Amberl
Tel. +33 (0)4 73 82 50 00
omerin@omerin.com

OMERIN division silisol

BP 87 - ZI du Devey - F 42000 Saint-Étienne
Tel. +33 (0)4 77 81 36 00
silisol@omerin.com

omerin
LES CABLES DE L'EXTREME

www.omerin.com

The information provided in this technical data sheet is indicative and may be modified without prior notice, laying, wiring and electrical conditions and the environment of the cable can not be fully considered in our studies. In some cases, for production purposes, a separating tape may be added between two successive layers. In no way the company OMERIN shall be held responsible for any incidents in the case of inappropriate uses, particularly in the case of wiring conditions that do not respect the good practice and the standards in force. For an optimum use of the cables produced by our company, we recommend testing in real conditions. Our sales department is available for a possible provision of samples, and/or for the conditions of a complete study in our laboratories.

© Registered trademark of the OMERIN Group. Drawings and photos are not contractual. Reproduction is prohibited without the prior agreement of OMERIN.

SPECIAL SLEEVINGS AND OVEN SEALS

FT No.	PRODUCT REFERENCE	PAGE
9702	SILITUBE X	46
9703	VEROX	47

SILITUBE® X

Fireproof sleeving

MINERAL FIBRE BRAIDED SLEEVING,
COATED WITH SILICONE RUBBER,
WATERTIGHT AND FIREPROOF



Standards*

- Inspired by American aeronautical standards SAE.AS1055 and AS1072.
- IEC 60695-2-10 and IEC 60695-2-11.
- NF EN 45545-2.

Applications

- Protection and insulation of electric wiring harnesses, water, gas, compressed air or hydraulic fluid pipes, against aggression (presence of flames, projections of melting metals or glass, very high episodic temperatures, steam projections, etc.) in such industries as:
 - > Steel industry, foundry, steelworks, glassworks.
 - > Chemicals, petrochemical industry.
 - Shipbuilding, railway construction.
- Aeronautical construction, space industry.
 - > All aggressive environments.

Options

- Customised lengths: contact us.

Packaging

- Packaging upon request: contact us.

Characteristics

General

- Continuous operating temperature: -60 °C to +260 °C.
 - Peaks: 30 min at 800 °C.
 - 15 min at 1100 °C.
 - 1 min at 1500 °C.
- Classification R22-R23 HL1, HL2 and HL3 as per EN 45545-2.
- The thick braid ensures thermal protection.
- The silicone coating ensures episodic resistance to flames and watertightness.
- Excellent flexibility at low temperature: SILITUBE® X does not harden, does not chip off, does not soften.
- Slight swelling when hydrocarbons are present.
- Very good flexibility.

Chemical

- Halogen-free.
- Product guaranteed asbestos free.

Standard products

- Colour : brick red.

INTERNAL DIAMETER**

SILITUBE® X

SILITUBE® X reference	Nominal value (mm)	Nominal value inch	Nominal wall thickness (mm)	Approximate linear weight (kg/km)
X 8	8	5/16"	4	120
X 10	10	3/8"	4	140
X 13	13	1/2"	4	200
X 16	16	5/8"	4	220
X 19	19	3/4"	4	340
X 22	22	7/8"	4	360
X 25	25	1"	4	380
X 32	32	1" 1/4	4	480
X 38	38	1" 1/2	4	680
X 45	45	1" 3/4	4	720
X 51	51	2"	4	750
X 57	57	2" 1/4	4	1 020
X 64	64	2" 1/2	4	1 280
X 76	76	3"	4	1 700
X 89	89	3" 1/2	4	1 800
X 102	102	4"	4	1 950

*Standards: our products comply with all or part of the requirements of standards quoted; contact us.

** The flexibility and extra wall thickness of the SILITUBE® X negates the need to indicate tolerances on the internal diameter.

For this product, please contact:

OMERIN division principale

Zone Industrielle - F 63600 Ambert
Tel. +33 (0)4 73 82 50 00 - Fax +33 (0)4 73 82 50 10
omerin@omerin.com

OMERIN division silisol

BP 87 - ZI du Devey - F 42000 Saint-Étienne
Tel. +33 (0)4 77 81 36 00 - Fax +33 (0)4 77 81 37 00
silisol@omerin.com

OMERIN
LES CABLES DE L'EXTREME

www.omerin.com

The information provided in this technical data sheet is indicative and may be modified without prior notice, laying, wiring and electrical conditions and the environment of the cable can not be fully considered in our studies. In some cases, for production purposes, a separating tape may be added between two successive layers. In no way the company OMERIN shall be held responsible for any incidents in the case of inappropriate uses, particularly in the case of wiring conditions that do not respect the good practice and the standards in force. For an optimum use of the cables produced by our company, we recommend testing in real conditions. Our sales department is available for a possible provision of samples, and/or for the conditions of a complete study in our laboratories.

© Registered trademark of the OMERIN Group. Drawings and photos are not contractual. Reproduction is prohibited without the prior agreement of OMERIN.

VEROX®

Characteristics

- Non-combustible.
- Non hygroscopic.
- No apparent ageing.
- Resistant to oils, alcohols and solvents.
- Electric insulations.
- No environmental hazard.

-20 °C to +500 °C

Special Pyrolysis

Wide range of fascia joints.

**GPAD
TM-FDV-C**



Wide range of interglass fibreglass seals.

**JHIV1
JHIV2**



-100 °C to +1050 °C

Wide range of fascia joints.

**TM-FDV
JHIV B • JPLAT**



Clipping systems

Innovative clipping systems
adapting to your oven.

For this product, please contact:

OMERIN division principale

Zone Industrielle - F 63600 Ambert

Tel. +33 (0)4 73 82 50 00 - Fax +33 (0)4 73 82 50 10

omerin@omerin.com

OMERIN division silisol

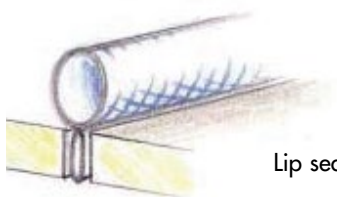
BP 87 - ZI du Devey - F 42000 Saint-Etienne

Tel. +33 (0)4 77 81 36 00 - Fax +33 (0)4 77 81 37 00

silisol@omerin.com



Staple clipping




Lip seal

www.omerin.com

The information provided in this technical data sheet is indicative and may be modified without prior notice, laying, wiring and electrical conditions and the environment of the cable can not be fully considered in our studies. In some cases, for production purposes, a separating tape may be added between two successive layers. In no way the company OMERIN shall be held responsible for any incidents in the case of inappropriate uses, particularly in the case of wiring conditions that do not respect the good practice and the standards in force. For an optimum use of the cables produced by our company, we recommend testing in real conditions. Our sales department is available for a possible provision of samples, and/or for the conditions of a complete study in our laboratories.

© Registered trademark of the OMERIN Group. Drawings and photos are not contractual. Reproduction is prohibited without the prior agreement of OMERIN.





omerin
division principale

Headquarters and division principale
Zone industrielle - 63600 Ambert - France

Tel. +33 **(0)4 73 82 50 00**

Fax +33 (0)4 73 82 50 10

e-mail: omerin@omerin.com

omerin
division silisol

division silisol
B.P. 87 - 11, allée du Couchant Z.I. du Devey
42010 Saint-Etienne Cedex 2 - France

Tel. +33 **(0)4 77 81 36 00**

Fax +33 (0)4 77 81 37 00

e-mail: silisol@omerin.com

www.omerin.com