


9

## BRAIDED INSULATING SLEEVINGS

**omerin**  
LES CABLES DE L'EXTREME




- The world's leading manufacturer of silicone-insulated wires and cables
- Europe's leading manufacturer of glass-yarn braids
- France's leading manufacturer of fire safety cables

**The Omerin group has been producing electrical cables for extreme conditions since 1959**

**At Omerin, we use our know-how and technology to develop increasingly high-performance products.**

**Our expertise is recognized in over 120 countries.**



Omerin offers a wide range of high-performance products covering a large number of applications in very diverse industries, including the electrothermal construction, electromechanical, chemical, nuclear energy, railway, automotive, naval, aerospace, heavy industry, power plant and other sectors. Our product range is further extended by varnished, impregnated and treated braided insulating sleeveings, door seals for ovens, fireproof sleeveings, thermocouple, extension and compensation cables as well as industrial braids.



### **Men and women at your service**

The technical expertise of our teams is at your disposal, providing responses and solutions to all your requirements.

Our Methods, Quality and Research and Development Departments work permanently together with the aim of constantly improving our products and processes.

All our staff subscribe to this approach with their involvement and constant self-checking at all stages of production.

#### **List of all the available catalogues:**

**HIGH TEMPERATURE WIRES AND CABLES FOR THE GENERAL MARKET SECTION I: CROSS LINKED ELASTOMERS** 1

**HIGH TEMPERATURE WIRES AND CABLES FOR THE GENERAL MARKET SECTION II: FLUOROPOLYMERS AND THERMOPLASTICS** 2

**HIGH TEMPERATURE WIRES AND CABLES FOR THE GENERAL MARKET SECTION III: COMPOSITE INSULATIONS** 3

**FIRE RESISTANT SAFETY CABLES** 4

**CABLE SOLUTIONS FOR ROLLING STOCK** 5

**CABLES FOR POWER STATIONS AND HIGH-RISK SITES** 6

**MARINE CABLES** 7

**PYROMETRY CABLES** 8

**BRAIDED INSULATING SLEEVINGS** 9

**HIGH TEMPERATURE MEDIUM VOLTAGE POWER CABLES** 10

**CABLE SOLUTIONS FOR AUTOMOTIVE AND E-MOBILITY** 11

**PACKAGING AND TECHNICAL DATA**

Ultimately, this catalogue is the result of the passionate endeavours of an entire team, who have displayed great talent in writing it for you.

It is designed to be a simple and concise working tool for you, serving as a reference document that is able to meet the majority of your needs.

This catalogue, as well as ten others from our collection are available on line with real time updates and much more information at


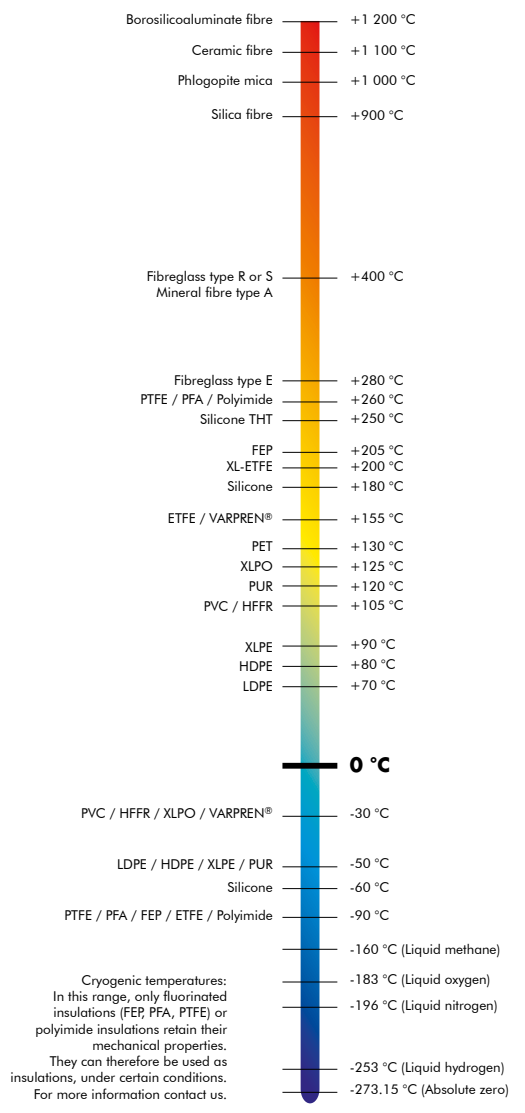
**[www.omerin.com](http://www.omerin.com)**

All the trademarks listed below are registered trademarks of the **OMERIN Group**.

<b>BIO-HABITAT®</b>	Wires and cables for a home without electromagnetic interference
<b>CERAFIL®</b>	Miniature ceramic insulated wires for very high temperatures
<b>COAXRAIL®</b>	Coaxial cables for railway industry
<b>COAXTHERM®</b>	High temperature coaxial cables
<b>COUPLIX®</b>	Pyrometry cables (thermocouples, extension, compensation cables)
<b>DATARAIL®</b>	Data cables for the railway industry
<b>ELECTROAIR®</b>	Aerospace & Defence wires and cables
<b>ENERSYL®</b>	Electrical cables for power station and high risk sites
<b>FLEXBAT®</b>	Extra flexible battery cables
<b>LUMIPLAST®</b>	Wires and cables for lighting systems
<b>METALTRESSE®</b>	High performance metallic braids
<b>MINOROC®</b>	Very high tensile strength synthetic cables
<b>MULTIMAX®</b>	Power, control and instrumentation cables for the marine industry
<b>MULTI-VX®</b>	Hybrid data and power cables
<b>ODIOSIS®</b>	Sound, amplification and loudspeaker cables
<b>OILPLAST®</b>	Cables for industrial environments and intrinsically safe system
<b>OMBILIFLEX®</b>	High performance special multi-function cables
<b>PLASTHERM®</b>	Special thermoplastic insulated wires and cables
<b>POWER CONNECT®</b>	High performance power cords
<b>PROFIPLAST®</b>	Thermoplastic insulated wires and cables
<b>PYRISOL®</b>	Fire resistant power cables for safety circuits
<b>PYRITEL®</b>	Fire resistant communication cables for safety circuits
<b>SILIBOX®</b>	Wire and cables cardboard box packaging system
<b>SILICABLE®</b>	Special high temperature wires and cables
<b>SILICOUL®</b>	Low and medium voltage class H (180°C) power cables
<b>SILIFLAM®</b>	Very high safety cables for extreme temperatures
<b>SILIFLON®</b>	Fluoropolymer insulated high temperature wires and cables
<b>SILIGAINÉ®</b>	Braided insulating sleeveings
<b>SILIRAD®</b>	Electron beam cross-linked cables
<b>SILITUBE®</b>	Braided or extruded tubes
<b>SOLARPLAST®</b>	Power cables for photovoltaic solar panels
<b>SONDIX®</b>	Platinum resistance temperature sensors connection cables
<b>SPIRFLEX®</b>	High performance spiral cables
<b>TEXALARM®</b>	Cables for safety systems and fire alarms
<b>TS CABLES®</b>	Coaxial and data cables
<b>TS COM 900®</b>	Telephonic cables for very speed reception
<b>TS LAN®</b>	Copper LAN cables
<b>TWINLINK®</b>	High temperature controlled impedance twisted pair cables
<b>TWINPLAST®</b>	Extra flexible cables for battery chargers or jump starters
<b>VARPREN®</b>	Wires and cables with special cross-linked Varpren® insulation
<b>VEROX®</b>	Fiberglass braided seals
<b>VIDEOCOAX®</b>	Analogue and digital video cables



**Thermal classification of insulations**





# Contents

**ELECTRIC INSULATING SLEEVINGS  
CLASS F - POLYURETHANE  
COATING**

**FT 9101 to 9104**

*Pages 7 to 9*

**ELECTRIC INSULATING SLEEVINGS  
CLASS F - ACRYLIC COATING**

**FT 9201 to 9203**

*Pages 12 to 14*

**ELECTRIC INSULATING SLEEVINGS  
CLASS H and C - SILICONE  
RUBBER COATING**

**FT 9301 to 9310**

*Pages 16 to 25*

**HIGH TEMPERATURE FIBREGLASS  
PROTECTIVE SLEEVINGS**

**FT 9401 to 9406**

*Pages 28 to 33*

**VERY HIGH TEMPERATURE  
PROTECTIVE SLEEVINGS**

**FT 9501 to 9503**

*Pages 36 to 38*

**OTHER PROTECTIVE SLEEVINGS**

**FT 9601 to 9602**

*Pages 40 to 41*

**SPECIAL SLEEVINGS  
AND OVEN SEALS**

**FT 9701 to 9704**

*Pages 45 to 47*

# Product list

## ELECTRIC INSULATING SLEEVINGS CLASS F - POLYURETHANE COATING

FTNo.	PRODUCT REFERENCE	PAGE
9101	SILIGAIN 13F1.....	7
9103	SILIGAIN 13F3.....	8
9104	SILIGAIN 13F4.....	9

## ELECTRIC INSULATING SLEEVINGS CLASS F - ACRYLIC COATING

FTNo.	PRODUCT REFERENCE	PAGE
9201	SILIGAIN 16F2.....	12
9202	SILIGAIN 16F3.....	13
9203	SILIGAIN 16F7 UL .....	14

## ELECTRIC INSULATING SLEEVINGS CLASS H and C - SILICONE RUBBER COATING

FTNo.	PRODUCT REFERENCE	PAGE
9301	SILIGAIN 15C2.....	16
9302	SILIGAIN 15C3.....	17
9303	SILIGAIN 15C3-UV.....	18
9304	SILIGAIN 15C4.....	19
9305	SILIGAIN 15C4.d.....	20
9306	SILIGAIN 15C5.....	21
9307	SILIGAIN 15C5-E.....	22
9308	SILIGAIN 15C7 Grade A UL.....	23
9309	SILIGAIN 15C10.....	24
9310	SILIGAIN 15C1.5.....	25

## HIGH TEMPERATURE FIBREGLASS PROTECTIVE SLEEVINGS

FTNo.	PRODUCT REFERENCE	PAGE
9401	SILIGAIN 21F1.....	28
9402	SILIGAIN 24C1 .....	29
9403	SILIGAIN 31-1 .....	30
9404	SILIGAIN 31C1E.....	31
9405	SILIGAIN GT 1.....	32
9406	SILIGAIN GTE 1 .....	33

## VERY HIGH TEMPERATURE PROTECTIVE SLEEVINGS

FTNo.	PRODUCT REFERENCE	PAGE
9501	SILIGAIN 33SI.....	36
9502	SILIGAIN GSIL .....	37
9503	SILIGAIN 33NX.....	38

## OTHER PROTECTIVE SLEEVINGS


FTNo.	PRODUCT REFERENCE	PAGE
9601	SILIGAIN 22P1.....	40
9602	SILIGAIN TN.....	41

## SPECIAL SLEEVINGS AND OVEN SEALS

FTNo.	PRODUCT REFERENCE	PAGE
9701	SILIGAIN 33NHO .....	44
9702	SILITUBE X.....	45
9703	VEROX .....	46
9704	SILITUBE S.....	47



## ELECTRIC INSULATING SLEEVINGS CLASS F - POLYURETHANE COATING

FT No.	PRODUCT REFERENCE	APPROVAL	PAGE
9101	SILIGAINÉ 13F1		7
9103	SILIGAINÉ 13F3		8
9104	SILIGAINÉ 13F4		9



## BRAIDED INSULATING SLEEVINGS

# SILIGAINÉ® 13F1

## -30 °C to +155 °C

### Class F

FIBREGLASS BRAIDED SLEEVING  
COATED WITH POLYURETHANE VARNISH

ELECTRIC INSULATING SLEEVINGS  
CLASS F - POLYURETHANE COATING



#### Standards\*

- IEC 60684-1 and 60684-2.
- IEC 60684-3 part 409.

#### Applications

- Internal cabling for rotating and static machines, classes B and F (motors, alternators, generators, transformers, inductors, etc.).
- Sheathing of cable harnesses, all insulations classes B and F.

#### Options

- Other diameters: contact us.
- Other colours: contact us.
- Sleeveings cut to length: contact us.

#### Packaging

- Diameters from 0.5 to 1.5 mm: 200 m rolls.
- Diameters from 2 to 4.5 mm: 100 m rolls.
- Diameters from 5 to 25 mm: 50 m rolls.

#### Characteristics

##### General

- Continuous operating temperature: -30 °C to +155 °C.
- Good resistance to oils and common chemical environments.
- Compatible with most impregnation varnishes class F.
- Very good flexibility.

##### Electrical

- Dielectric strength (dry): > 1 kV.

#### Standard products

- Colour: natural.

#### INTERNAL DIAMETER

#### 13F1

Nominal value (mm)	Tolerance (mm)	Approximate wall thickness (mm)	Approximate linear weight (kg/km)
0.5	± 0.20	0.2	1.2
0.8	± 0.20	0.2	2.0
1	± 0.25	0.2	2.5
1.5	± 0.25	0.2	3.7
2	± 0.25	0.2	5.0
2.5	± 0.25	0.2	6.3
3	± 0.25	0.2	7.7
3.5	± 0.30	0.2	9.1
4	± 0.30	0.3	10.4
4.5	± 0.30	0.3	11.9
5	± 0.30	0.3	13.3
6	± 0.30	0.3	16.2
7	± 0.40	0.3	19.3
8	± 0.40	0.3	22.4
9	± 0.50	0.3	25.7
10	± 0.50	0.4	29.0
12	± 1.0	0.4	36.0
14	± 1.0	0.4	43.4
16	± 1.0	0.4	51.1
18	± 1.0	0.4	59.2
20	± 1.0	0.4	67.8
22	± 1.5	0.4	76.7
25	± 2.0	0.5	79.0

\*Standards: our products comply with all or part of the requirements of standards quoted; contact us.

For this product, please contact:

OMERIN division principale

Zone Industrielle - F 63600 Ambert

Tel. +33 (0)4 73 82 50 00 - Fax +33 (0)4 73 82 50 10

omerin@omerin.com

OMERIN division silisol

BP 87 - ZI du Devey - F 42000 Saint-Etienne

Tel. +33 (0)4 77 81 36 00 - Fax +33 (0)4 77 81 37 00

silisol@omerin.com

[www.omerin.com](http://www.omerin.com)

The information provided in this technical data sheet is indicative and may be modified without prior notice, laying, wiring and electrical conditions and the environment of the cable can not be fully considered in our studies. In no way the company OMERIN shall be held responsible for any incidents in the case of inappropriate uses, particularly in the case of wiring conditions that do not respect the good practice and the standards in force.

For an optimum use of the cables produced by our company, we recommend testing in real conditions. Our sales department is available for a possible provision of samples, and/or for the conditions of a complete study in our laboratories.

® Registered trademark of the OMERIN Group. Drawings and photos are not contractual. Reproduction is prohibited without the prior agreement of OMERIN.

**omerin**  
LES CABLES DE L'EXTREME

## BRAIDED INSULATING SLEEVINGS

# SILIGAINÉ® 13F3

## -30° C to +155 °C

### Class F

FIBREGLASS BRAIDED SLEEVING  
COATED WITH POLYURETHANE VARNISH

ELECTRIC INSULATING SLEEVINGS  
CLASS F - POLYURETHANE COATING



#### Standards\*

- IEC 60684-1 and 60684-2.
- IEC 60684-3 part 409.

#### Applications

- Internal cabling for rotating and static machines, to impregnate or varnish, classes B and F (motors, alternators, generators, transformers, inductors, etc.).
- Sheathing of cable harnesses, to impregnate or varnish, all insulations classes B and F.

#### Options

- Other diameters: contact us.
- Other colours: contact us.
- Sleevings cut to length: contact us.

#### Packaging

- Diameters from 0.5 to 1.5 mm: 200 m rolls.
- Diameters from 2 to 4.5 mm: 100 m rolls.
- Diameters from 5 to 25 mm: 50 m rolls.

#### Characteristics

##### General

- Continuous operating temperature: -30 °C to +155 °C.
- Good resistance to oils and common chemical environments.
- Compatible with most impregnation varnishes class F.
- Very good flexibility.
- Halogen-free.

##### Electrical

- Dielectric strength (dry):  
Central value: 3 kV.  
Lowest value: > 2.5 kV.

#### Standard products

- Colour: natural.

#### INTERNAL DIAMETER

#### 13F3

Nominal value (mm)	Tolerance (mm)	Approximate wall thickness (mm)	Approximate linear weight (kg/km)
0.5	± 0.20	0.2	1.3
0.8	± 0.20	0.2	2.2
1	± 0.25	0.2	2.7
1.5	± 0.25	0.2	4.2
2	± 0.25	0.2	5.7
2.5	± 0.25	0.2	7.2
3	± 0.25	0.2	8.8
3.5	± 0.30	0.2	10.5
4	± 0.30	0.3	12.2
4.5	± 0.30	0.3	14.0
5	± 0.30	0.3	15.8
6	± 0.30	0.3	19.6
7	± 0.40	0.3	23.7
8	± 0.40	0.3	28.0
9	± 0.50	0.3	32.5
10	± 0.50	0.4	37.2
12	± 1.0	0.4	47.3
14	± 1.0	0.4	58.3
16	± 1.0	0.4	70.1
18	± 1.0	0.4	82.9
20	± 1.0	0.4	96.5
22	± 1.5	0.5	111
25	± 2.0	0.5	115

\*Standards: our products comply with all or part of the requirements of standards quoted; contact us.

For this product, please contact:

OMERIN division principale

Zone Industrielle - F 63600 Ambert  
Tel. +33 (0)4 73 82 50 00 - Fax +33 (0)4 73 82 50 10  
omerin@omerin.com

OMERIN division silisol

BP 87 - ZI du Devey - F 42000 Saint-Etienne  
Tel. +33 (0)4 77 81 36 00 - Fax +33 (0)4 77 81 37 00  
silisol@omerin.com

[www.omerin.com](http://www.omerin.com)

The information provided in this technical data sheet is indicative and may be modified without prior notice, laying, wiring and electrical conditions and the environment of the cable can not be fully considered in our studies. Sensitive product to humidity and UV. Maximum use 6 months after delivery. In no way the company OMERIN shall be held responsible for any incidents in the case of inappropriate uses, particularly in the case of wiring conditions that do not respect the good practice and the standards in force. For an optimum use of the cables produced by our company, we recommend testing in real conditions. Our sales department is available for a possible provision of samples, and/or for the conditions of a complete study in our laboratories. © Registered trademark of the OMERIN Group. Drawings and photos are not contractual. Reproduction is prohibited without the prior agreement of OMERIN.

**omerin**  
LES CABLES DE L'EXTREME

## BRAIDED INSULATING SLEEVINGS

# SILIGAINÉ® 13F4

**-30 °C to +155 °C**  
**Class F**

FIBREGLASS BRAIDED SLEEVING  
COATED WITH POLYURETHANE VARNISH



### Standards\*

- IEC 60684-1 and 60684-2.
  - IEC 60684-3 part 409.
- UL approval, category UZKX2: meets the requirements of the horizontal flame test File no.: E310331.

### Applications

- Internal cabling for rotating and static machines, classes B and F (motors, alternators, generators, transformers, inductors, etc.).
- Sheathing of cable harnesses, all insulations classes B and F.

### Options

- Other diameters: contact us.
- Other colours: contact us.
- Sleevings cut to length: contact us.

### Packaging

- Diameters from 0.5 to 1.5 mm: 200 m rolls.
- Diameters from 2 to 4.5 mm: 100 m rolls.
  - Diameters from 5 to 25 mm: 50 m rolls.

For this product, please contact:

OMERIN division principale

Zone Industrielle - F 63600 Ambert  
Tel. +33 (0)4 73 82 50 00 - Fax +33 (0)4 73 82 50 10  
omerin@omerin.com

OMERIN division silisol

BP 87 - ZI du Devey - F 42000 Saint-Etienne  
Tel. +33 (0)4 77 81 36 00 - Fax +33 (0)4 77 81 37 00  
silisol@omerin.com

**omerin**  
LES CABLES DE L'EXTREME

## ELECTRIC INSULATING SLEEVINGS CLASS F - POLYURETHANE COATING



### Characteristics

#### General

- Continuous operating temperature: -30 °C to +155 °C.
- Good resistance to oils and common chemical environments.
- Compatible with most impregnation varnishes class F.
- Flame retardant as per standard UL 1441.
- Very good flexibility.
- Halogen-free.

#### Electrical

- Dielectric strength (dry): > 4 kV.

### Standard products

- Colour: natural.

#### INTERNAL DIAMETER

#### 13F4

Nominal value (mm)	Tolerance (mm)	Approximate wall thickness (mm)	Approximate linear weight (kg/km)
0.5	± 0.20	0.25	1.6
0.8	± 0.20	0.25	2.6
1	± 0.25	0.25	3.3
1.5	± 0.25	0.35	5.0
2	± 0.25	0.35	6.7
2.5	± 0.25	0.4	8.6
3	± 0.25	0.4	10.4
3.5	± 0.30	0.4	12.3
4	± 0.30	0.5	14.2
4.5	± 0.30	0.5	16.2
5	± 0.30	0.5	18.3
6	± 0.30	0.5	22.5
7	± 0.40	0.5	26.9
8	± 0.40	0.5	31.5
9	± 0.50	0.5	36.3
10	± 0.50	0.65	41.2
12	± 1.0	0.65	51.7
14	± 1.0	0.65	62.9
16	± 1.0	0.65	74.9
18	± 1.0	0.65	87.7
20	± 1.0	0.65	101
22	± 1.5	0.65	116
25	± 2.0	0.65	125

\*Standards: our products comply with all or part of the requirements of standards quoted; contact us.

[www.omerin.com](http://www.omerin.com)

The information provided in this technical data sheet is indicative and may be modified without prior notice, laying, wiring and electrical conditions and the environment of the cable can not be fully considered in our studies. In no way the company OMERIN shall be held responsible for any incidents in the case of inappropriate uses, particularly in the case of wiring conditions that do not respect the good practice and the standards in force.  
For an optimum use of the cables produced by our company, we recommend testing in real conditions. Our sales department is available for a possible provision of samples, and/or for the conditions of a complete study in our laboratories.  
© Registered trademark of the OMERIN Group. Drawings and photos are not contractual. Reproduction is prohibited without the prior agreement of OMERIN.







**ELECTRIC INSULATING  
SLEEVINGS CLASS F  
ACRYLIC COATING**

FT No.	PRODUCT REFERENCE	APPROVAL	PAGE
<b>9201</b>	SILIGAINÉ 16F2		12
<b>9202</b>	SILIGAINÉ 16F3		13
<b>9203</b>	SILIGAINÉ 16F7 UL		14

## BRAIDED INSULATING SLEEVINGS

ELECTRIC INSULATING SLEEVINGS CLASS F  
ACRYLIC COATING**SILIGAINÉ® 16F2**  
**-30° C to +155 °C**  
**Class F**FIBREGLASS BRAIDED SLEEVING  
WITH ACRYLIC COATING**Standards\***

- IEC 60684-1 and 60684-2.
  - IEC 60684-3 part 405.
- UL approval, category UZKX2: meets the requirements of the horizontal flame test File no.: E310331.

**Applications**

- Internal cabling for rotating and static machines, classes B and F (motors, alternators, generators, transformers, inductors, etc.).
- Sheathing of cable harnesses, all insulations classes B and F.

**Options**

- Other diameters: contact us.
- Other colours: contact us.
- Sleevings cut to length: contact us.

**Packaging**

- Diameters from 0.5 to 4.5 mm: 200 m rolls.
  - Diameters from 5 to 10 mm: 100 m rolls.
  - Diameters from 12 to 20 mm: 50 m rolls.
  - Diameters from 22 to 25 mm: 25 m rolls.

**Characteristics****General**

- Continuous operating temperature: -30 °C to +155 °C.
- Good resistance to humidity and common chemical environments.
- Compatible with most impregnation varnishes class F.
- Flame retardant as per standard UL 1441.
- Very good flexibility.
- Halogen-free.

**Electrical**

- Dielectric strength (dry):
  - Central value: 1.8 kV.
  - Lowest value: 1.2 kV.

**Standard products**

- Colour: yellow.

## INTERNAL DIAMETER

## 16F2

Nominal value (mm)	Tolerance (mm)	Minimum wall thickness (mm)	Approximate linear weight (kg/km)
0.5	± 0.20	0.20	1.7
0.8	± 0.20	0.20	2.2
1	± 0.25	0.20	2.5
1.5	± 0.25	0.20	3.4
2	± 0.25	0.20	4.4
2.5	± 0.25	0.20	5.4
3	± 0.25	0.20	6.5
3.5	± 0.30	0.20	7.6
4	± 0.30	0.30	8.8
4.5	± 0.30	0.30	10.0
5	± 0.30	0.30	11.3
6	± 0.30	0.30	14.1
7	± 0.40	0.30	17.1
8	± 0.40	0.30	20.3
9	± 0.50	0.30	23.7
10	± 0.50	0.40	27.4
12	± 1.0	0.40	35.5
14	± 1.0	0.40	44.5
16	± 1.0	0.40	61.4
18	± 1.0	0.40	77.5
20	± 1.0	0.40	100
22	± 1.5	0.40	130
25	± 2.0	0.50	142

\*Standards: our products comply with all or part of the requirements of standards quoted; contact us.

For this product, please contact:

OMERIN division principale 

Zone Industrielle - F 63600 Ambert

Tel. +33 (0)4 73 82 50 00 - Fax +33 (0)4 73 82 50 10

omerin@omerin.com

OMERIN division silisol 

BP 87 - ZI du Devey - F 42000 Saint-Etienne

Tel. +33 (0)4 77 81 36 00 - Fax +33 (0)4 77 81 37 00

silisol@omerin.com

[www.omerin.com](http://www.omerin.com)

The information provided in this technical data sheet is indicative and may be modified without prior notice, laying, wiring and electrical conditions and the environment of the cable can not be fully considered in our studies. In no way the company OMERIN shall be held responsible for any incidents in the case of inappropriate uses, particularly in the case of wiring conditions that do not respect the good practice and the standards in force.

For an optimum use of the cables produced by our company, we recommend testing in real conditions. Our sales department is available for a possible provision of samples, and/or for the conditions of a complete study in our laboratories.

® Registered trademark of the OMERIN Group. Drawings and photos are not contractual. Reproduction is prohibited without the prior agreement of OMERIN.

**omerin**  
LES CABLES DE L'EXTREME

## BRAIDED INSULATING SLEEVINGS

**SILIGAINÉ® 16F3****-30 °C to +155 °C****Class F**FIBREGLASS BRAIDED SLEEVING  
WITH ACRYLIC COATING**Standards\***

- IEC 60684-1 and 60684-2.
  - IEC 60684-3 part 404.
- VERITAS approval certificate No. 153626.
  - UL approval, category UZKX2: meets the requirements of the horizontal flame test File no.: E310331.

**Applications**

- Internal cabling for rotating and static machines, classes B and F (motors, alternators, generators, transformers, inductors, etc.).
- Sheathing of cable harnesses, all insulations classes B and F.

**Options**

- Other diameters: contact us.
- Other colours: contact us.
- Sleeveings cut to length: contact us.

**Packaging**

- Diameters from 0.5 to 4.5 mm: 200 m rolls.
  - Diameters from 5 to 13 mm: 100 m rolls.
  - Diameters from 14 to 22 mm: 50 m rolls.
  - Diameter 25 mm: 25 m rolls.

For this product, please contact:

**OMERIN division principale** 

Zone Industrielle - F 63600 Ambert

Tel. +33 (0)4 73 82 50 00 - Fax +33 (0)4 73 82 50 10

omerin@omerin.com

**OMERIN division silisol** 

BP 87 - ZI du Devey - F 42000 Saint-Etienne

Tel. +33 (0)4 77 81 36 00 - Fax +33 (0)4 77 81 37 00

silisol@omerin.com

  
LES CABLES DE L'EXTREME
ELECTRIC INSULATING SLEEVINGS CLASS F  
ACRYLIC COATING**Characteristics****General**

- Continuous operating temperature: -30 °C to +155 °C.
- Good resistance to humidity and common chemical environments.
- Compatible with most impregnation varnishes class F.
- Flame retardant as per standard UL 1441.
- Very good flexibility.
- Halogen-free.

**Electrical**

- Dielectric strength (dry):
  - Central value: 3.3 kV.
  - Lowest value: 2.5 kV.

**Standard products**

- Colour: yellow.

## INTERNAL DIAMETER

## 16F3

Nominal value (mm)	Tolerance (mm)	Minimum wall thickness (mm)	Approximate linear weight (kg/km)
0.5	± 0.20	0.20	2.0
0.8	± 0.20	0.20	2.7
1	± 0.25	0.20	3.2
1.5	± 0.25	0.20	4.5
2	± 0.25	0.20	5.8
2.5	± 0.25	0.20	7.2
3	± 0.25	0.20	8.6
3.5	± 0.30	0.20	10.0
4	± 0.30	0.30	11.6
4.5	± 0.30	0.30	13.1
5	± 0.30	0.30	14.8
6	± 0.30	0.30	18.2
7	± 0.40	0.30	21.8
8	± 0.40	0.30	25.7
9	± 0.50	0.40	27.5
10	± 0.50	0.40	31.0
12	± 1.0	0.50	43.2
14	± 1.0	0.60	56.2
16	± 1.0	0.70	70.2
18	± 1.0	0.70	85.0
20	± 1.0	0.80	105
22	± 1.5	0.80	133
25	± 2.0	0.80	145

\*Standards: our products comply with all or part of the requirements of standards quoted; contact us.

[www.omerin.com](http://www.omerin.com)

The information provided in this technical data sheet is indicative and may be modified without prior notice, laying, wiring and electrical conditions and the environment of the cable can not be fully considered in our studies. In no way the company OMERIN shall be held responsible for any incidents in the case of inappropriate uses, particularly in the case of wiring conditions that do not respect the good practice and the standards in force.

For an optimum use of the cables produced by our company, we recommend testing in real conditions. Our sales department is available for a possible provision of samples, and/or for the conditions of a complete study in our laboratories.

© Registered trademark of the OMERIN Group. Drawings and photos are not contractual. Reproduction is prohibited without the prior agreement of OMERIN.

## BRAIDED INSULATING SLEEVINGS

# SILIGAINÉ® 16F7 UL

## -30 °C to +155 °C

### Class F

FIBREGLASS BRAIDED SLEEVING  
WITH ACRYLIC COATING

ELECTRIC INSULATING SLEEVINGS CLASS F  
ACRYLIC COATING



#### Standards\*

- IEC 60684-1 and 60684-2.
  - IEC 60684-3 part 403.
- UL approval 1441, category UZFT2 and CSA C22.2 no. 198.3, category UZFT8: Grade A acrylic coated fiberglass sleeving File no.: E179383.

#### Applications

- Internal cabling for rotating and static machines, classes B and F (motors, alternators, generators, transformers, inductors, etc.).
- Sheathing of cable harnesses, all insulations classes B and F.

#### Options

- Other diameters: contact us.
- Other colours: contact us.
- Sleeveings cut to length: contact us.

#### Packaging

- Diameters from 0.5 to 1.5 mm: 200 m rolls.
- Diameters from 2 to 4.5 mm: 100 m rolls.
  - Diameters from 5 to 16 mm: 50 m rolls.

#### Characteristics

##### General

- Continuous operating temperature: -30 °C to +155 °C.
- Good resistance to humidity and common chemical environments.
- Compatible with most impregnation varnishes class F.
- Flame retardant as per standard UL 1441.
- Grade A as per UL 1441.
- Very good flexibility.
- Halogen-free.

##### Electrical

- Dielectric strength (dry):
  - Central value: 7 kV.
  - Lowest value: 5 kV.

#### Standard products

- Colour: yellow.

#### INTERNAL DIAMETER

#### 16F7 UL

Nominal value (mm)	Tolerance (mm)	Minimum wall thickness (mm)	Approximate linear weight (kg/km)
0.5	± 0.20	0.25	1.4
0.8	± 0.20	0.25	2.3
1	± 0.25	0.25	2.9
1.5	± 0.25	0.35	4.5
2	± 0.25	0.35	6.1
2.5	± 0.25	0.40	7.7
3	± 0.25	0.40	9.4
3.5	± 0.30	0.40	11.2
4	± 0.30	0.50	13.0
4.5	± 0.30	0.50	14.9
5	± 0.30	0.50	16.8
6	± 0.30	0.50	20.9
7	± 0.40	0.50	25.1
8	± 0.40	0.50	29.6
9	± 0.50	0.65	34.3
10	± 0.50	0.65	39.3
12	± 1.0	0.65	49.8
14	± 1.0	0.65	61.3
16	± 1.0	0.65	73.6

For this product, please contact:

OMERIN division principale

Zone Industrielle - F 63600 Ambert  
Tel. +33 (0)4 73 82 50 00 - Fax +33 (0)4 73 82 50 10  
omerin@omerin.com

OMERIN division silisol

BP 87 - ZI du Devey - F 42000 Saint-Etienne  
Tel. +33 (0)4 77 81 36 00 - Fax +33 (0)4 77 81 37 00  
silisol@omerin.com

\*Standards: our products comply with all or part of the requirements of standards quoted; contact us.

[www.omerin.com](http://www.omerin.com)

The information provided in this technical data sheet is indicative and may be modified without prior notice, laying, wiring and electrical conditions and the environment of the cable can not be fully considered in our studies. In no way the company OMERIN shall be held responsible for any incidents in the case of inappropriate uses, particularly in the case of wiring conditions that do not respect the good practice and the standards in force. For an optimum use of the cables produced by our company, we recommend testing in real conditions. Our sales department is available for a possible provision of samples, and/or for the conditions of a complete study in our laboratories.

® Registered trademark of the OMERIN Group. Drawings and photos are not contractual. Reproduction is prohibited without the prior agreement of OMERIN.

**omerin**  
LES CABLES DE L'EXTREME



## ELECTRIC INSULATING SLEEVINGS CLASS H and C - SILICONE RUBBER COATING

FT No.	PRODUCT REFERENCE	APPROVAL	PAGE
<b>9301</b>	SILIGAINÉ 15C2		16
<b>9302</b>	SILIGAINÉ 15C3		17
<b>9303</b>	SILIGAINÉ 15C3-UV		18
<b>9304</b>	SILIGAINÉ 15C4		19
<b>9305</b>	SILIGAINÉ 15C4.d		20
<b>9306</b>	SILIGAINÉ 15C5		21
<b>9307</b>	SILIGAINÉ 15C5-E		22
<b>9308</b>	SILIGAINÉ 15C7 Grade A UL		23
<b>9309</b>	SILIGAINÉ 15C10		24
<b>9310</b>	SILIGAINÉ 15C1.5		25

## BRAIDED INSULATING SLEEVINGS

**SILIGAINÉ® 15C2****-60 °C to +250 °C****Classes H and C**FIBREGLASS BRAIDED SLEEVING  
WITH SILICONE RUBBER COATING**Standards\***

- IEC 60684-1 and 60684-2.
  - IEC 60684-3 part 402.
- UL approval, category UZIQ2: meets the requirements of the flame retardant test VW-1. File no.: E212701.

**Applications**

- Internal cabling for rotating machines classes H and C (motors, alternators, generators, transformers, inductors, etc.).
  - All insulations up to 250°C permanent in the electric and electronic constructions, heating appliances, lighting, automobile, measuring, control, etc.

**Options**

- Other diameters: contact us.
  - Other colours: contact us.
- Sleevings cut to length: contact us.

**Packaging**

- Diameters from 0.5 to 4.5 mm: 200 m rolls.
  - Diameter 5 mm: 100 m rolls.
- Diameters from 6 to 16 mm: 100 m spools.
- Diameters from 18 to 30 mm: 50 m spools.

For this product, please contact:

**OMERIN division principale** 

Zone Industrielle - F 63600 Ambert

Tel. +33 (0)4 73 82 50 00 - Fax +33 (0)4 73 82 50 10

omerin@omerin.com

**OMERIN division silisol** 

BP 87 - ZI du Devey - F 42000 Saint-Etienne

Tel. +33 (0)4 77 81 36 00 - Fax +33 (0)4 77 81 37 00

silisol@omerin.com

**omerin**  
LES CABLES DE L'EXTREMEELECTRIC INSULATING SLEEVINGS CLASS H and C  
SILICONE RUBBER COATING**Characteristics****General**

- Continuous operating temperature: -60 °C to +250 °C.
- Good resistance to humidity, ozone and UV.
- Good resistance to common chemical environments.
- Compatible with most impregnation varnishes class H.
- Self-extinguishing - meets the requirements of test VW-1 as per standard UL 1441.
- Very good flexibility.
- Halogen-free.

**Electrical**

- Dielectric strength (dry): 2.5 kV.

**Standard products**

- Colour : brick red.

## INTERNAL DIAMETER

## 15C2

Nominal value (mm)	Tolerance (mm)	Minimum wall thickness (mm)	Approximate linear weight (kg/km)
0.5	± 0.15	0.20	2.4
0.8	± 0.15	0.20	3.0
1	± 0.20	0.20	3.4
1.5	± 0.20	0.20	4.5
2	± 0.20	0.25	5.7
2.5	± 0.20	0.25	6.9
3	± 0.20	0.25	8.2
3.5	± 0.25	0.25	9.5
4	± 0.25	0.30	11.0
4.5	± 0.25	0.30	12.4
5	± 0.25	0.30	14.0
6	± 0.25	0.35	17.2
7	± 0.25	0.35	20.7
8	± 0.25	0.35	24.4
9	± 0.50	0.45	28.4
10	± 0.50	0.45	32.7
12	± 0.50	0.45	54.0
14	± 1.0	0.45	73.6
16	± 1.0	0.55	91.8
18	± 1.0	0.65	110.0
20	± 1.0	0.70	129.0
25	± 1.0	0.90	154.0
30	± 2.0	1.00	193.0

\*Standards: our products comply with all or part of the requirements of standards quoted; contact us.

**www.omerin.com**

The information provided in this technical data sheet is indicative and may be modified without prior notice, laying, wiring and electrical conditions and the environment of the cable can not be fully considered in our studies. In no way the company OMERIN shall be held responsible for any incidents in the case of inappropriate uses, particularly in the case of wiring conditions that do not respect the good practice and the standards in force.

For an optimum use of the cables produced by our company, we recommend testing in real conditions. Our sales department is available for a possible provision of samples, and/or for the conditions of a complete study in our laboratories.

© Registered trademark of the OMERIN Group. Drawings and photos are not contractual. Reproduction is prohibited without the prior agreement of OMERIN.

## BRAIDED INSULATING SLEEVINGS

**SILIGAINÉ® 15C3****-60 °C to +250 °C****Classes H and C**FIBREGLASS BRAIDED SLEEVING  
WITH SILICONE RUBBER COATING**Standards\***

- IEC 60684-1 and 60684-2.
  - IEC 60684-3 part 401.
- VERITAS approval certificate No. 153626.
  - UL approval, category UZIQ2: meets the requirements of the flame retardant test VW-1. (diameters from 0.5 to 16 mm) File no.: E212701.

**Applications**

- Internal cabling for rotating machines classes H and C (motors, alternators, generators, transformers, inductors, etc.).
  - All insulations up to 250°C permanent in the electric and electronic constructions, heating appliances, lighting, automobile, measuring, control, etc.

**Options**

- Other diameters: contact us.
  - Other colours: contact us.
- Aluminised silicone coating: SILIGAINÉ® 15C3 ALU.
  - Sleevings cut to length: contact us.

**Packaging**

- Diameters from 0.5 to 4.5 mm: 200 m rolls.
  - Diameter 5 mm: 100 m rolls.
- Diameters from 6 to 16 mm: 100 m spools.
- Diameters from 18 to 22 mm: 50 m spools.
- Diameters from 25 to 40 mm: 25 m spools.
  - Diameters > 40 mm: 20 m spools.

For this product, please contact:

**OMERIN division principale** Zone Industrielle - F 63600 Ambert  
Tel. +33 (0)4 73 82 50 00 - Fax +33 (0)4 73 82 50 10  
omerin@omerin.com**OMERIN division silisol** BP 87 - ZI du Devey - F 42000 Saint-Etienne  
Tel. +33 (0)4 77 81 36 00 - Fax +33 (0)4 77 81 37 00  
silisol@omerin.comELECTRIC INSULATING SLEEVINGS CLASS H and C  
SILICONE RUBBER COATING**Characteristics****General**

- Continuous operating temperature: -60 °C to +250 °C.
- Good resistance to humidity, ozone and UV.
- Good resistance to common chemical environments.
- Compatible with most impregnation varnishes class H.
- Self-extinguishing - meets the requirements of test VW-1 as per standard UL 1441.
- Very good flexibility.
- Halogen-free.

**Electrical**

- Dielectric strength (dry): > 3 kV.

**Standard products**

- Colour : brick red.

## INTERNAL DIAMETER

## 15C3

Nominal value (mm)	Tolerance (mm)	Minimum wall thickness (mm)	Approximate linear weight (kg/km)
0.5	± 0.15	0.20	2.4
0.8	± 0.15	0.20	3.0
1	± 0.20	0.20	3.4
1.5	± 0.20	0.20	4.5
2	± 0.20	0.25	5.7
2.5	± 0.20	0.25	6.9
3	± 0.20	0.25	8.2
3.5	± 0.25	0.25	9.6
4	± 0.25	0.30	11.1
4.5	± 0.25	0.30	12.6
5	± 0.25	0.30	14.2
6	± 0.25	0.40	17.5
7	± 0.25	0.40	21.1
8	± 0.25	0.40	24.9
9	± 0.50	0.50	29.0
10	± 0.50	0.50	33.3
12	± 0.50	0.50	54.6
14	± 1.0	0.50	77.2
16	± 1.0	0.60	92.7
18	± 1.0	0.75	112
20	± 1.0	0.75	134
22	± 1.0	0.90	158
25	± 1.0	0.90	197
30	± 2.0	1.00	267
35	± 2.0	1.10	327
40	± 3.0	1.30	389
45	± 4.0	1.50	480
50	± 5.0	1.60	580

\*Standards: our products comply with all or part of the requirements of standards quoted; contact us.

**www.omerin.com**

The information provided in this technical data sheet is indicative and may be modified without prior notice, laying, wiring and electrical conditions and the environment of the cable can not be fully considered in our studies. In no way the company OMERIN shall be held responsible for any incidents in the case of inappropriate uses, particularly in the case of wiring conditions that do not respect the good practice and the standards in force.

For an optimum use of the cables produced by our company, we recommend testing in real conditions. Our sales department is available for a possible provision of samples, and/or for the conditions of a complete study in our laboratories.

© Registered trademark of the OMERIN Group. Drawings and photos are not contractual. Reproduction is prohibited without the prior agreement of OMERIN.

## BRAIDED INSULATING SLEEVINGS

**SILIGAINÉ® 15C3-UV****-60 °C to +250 °C**FIBREGLASS BRAIDED SLEEVING  
WITH SILICONE RUBBER COATING  
RESISTANCE TO UV RAYSELECTRIC INSULATING SLEEVINGS CLASS H and C  
SILICONE RUBBER COATING**Standards\***

- IEC 60684-1 and 60684-2.
  - IEC 60684-3 part 401.
- Certificate of resistance to UV  
CNEP no. NS JR 2011-557.

**Applications**

- Protection of cables, wiring harnesses, etc.  
against UV radiation.

This sleeving has been developed specially  
for lasting protection in normal outside conditions.

**Options**

- Other diameters: contact us.
- Sleeveings cut to length: contact us.

**Packaging**

- Diameters from 0.5 to 4.5 mm: 200 m rolls.
  - Diameter 5 mm: 100 m rolls.
- Diameters from 6 to 16 mm: 100 m spools.
- Diameters from 18 to 22 mm: 50 m spools.
- Diameters from 25 to 40 mm: 25 m spools.

**Characteristics****General**

- Continuous operating temperature: -60 °C to +250 °C.
- Good resistance to humidity, ozone and UV (direct exposure, outside conditions).
- Self-extinguishing - meets the requirements of test VW-1 as per standard UL 1441.
- Very good flexibility.
- Halogen-free.

**Electrical**

- Dielectric strength (dry): > 3 kV.

**Standard products**

- Colour : brick red.

**INTERNAL DIAMETER****15C3-UV**

Nominal value (mm)	Tolerance (mm)	Minimum wall thickness (mm)	Approximate linear weight (kg/km)
0.5	± 0.15	0.20	2.4
0.8	± 0.15	0.20	3.0
1	± 0.20	0.20	3.4
1.5	± 0.20	0.20	4.5
2	± 0.20	0.20	5.7
2.5	± 0.20	0.20	6.9
3	± 0.20	0.20	8.2
3.5	± 0.25	0.20	9.6
4	± 0.25	0.30	11.1
4.5	± 0.25	0.30	12.6
5	± 0.25	0.30	14.2
6	± 0.25	0.30	17.5
7	± 0.25	0.30	21.1
8	± 0.25	0.30	24.9
9	± 0.50	0.30	29.0
10	± 0.50	0.40	33.3
12	± 0.50	0.40	54.6
14	± 1.0	0.40	77.2
16	± 1.0	0.40	92.7
18	± 1.0	0.40	112
20	± 1.0	0.40	134
22	± 1.0	0.40	158
25	± 1.0	0.40	197
30	± 2.0	0.40	267
35	± 2.0	0.40	327
40	± 2.0	0.40	389

For this product, please contact:

OMERIN division principale 

Zone Industrielle - F 63600 Ambert

Tel. +33 (0)4 73 82 50 00 - Fax +33 (0)4 73 82 50 10

omerin@omerin.com

OMERIN division silisol 

BP 87 - ZI du Devey - F 42000 Saint-Etienne

Tel. +33 (0)4 77 81 36 00 - Fax +33 (0)4 77 81 37 00

silisol@omerin.com

\*Standards: our products comply with all or part of the requirements of standards quoted; contact us.

[www.omerin.com](http://www.omerin.com)

The information provided in this technical data sheet is indicative and may be modified without prior notice, laying, wiring and electrical conditions and the environment of the cable can not be fully considered in our studies. In no way the company OMERIN shall be held responsible for any incidents in the case of inappropriate uses, particularly in the case of wiring conditions that do not respect the good practice and the standards in force.


For an optimum use of the cables produced by our company, we recommend testing in real conditions. Our sales department is available for a possible provision of samples, and/or for the conditions of a complete study in our laboratories.

© Registered trademark of the OMERIN Group. Drawings and photos are not contractual. Reproduction is prohibited without the prior agreement of OMERIN.

**omerin**  
LES CABLES DE L'EXTREME



## BRAIDED INSULATING SLEEVINGS

ELECTRIC INSULATING SLEEVINGS CLASS H and C  
SILICONE RUBBER COATING**SILIGAINÉ® 15C4****-60 °C to +250 °C**  
**Classes H and C**FIBREGLASS BRAIDED SLEEVING  
WITH SILICONE RUBBER COATING**Standards\***

- IEC 60684-1 and 60684-2.
- IEC 60684-3 part 400 to 402.
- UL approval, category UZIQ2:  
meets the requirements of the  
flame retardant test VW-1.  
(diameters from 0.5 to 16 mm)  
File no.: E212701.

**Applications**

- Internal cabling for rotating machines  
classes H and C  
(motors, alternators, generators,  
transformers, inductors, etc.).
- All insulations up to 250°C  
permanent in the electric and electronic  
constructions, heating appliances, lighting,  
automobile, measuring, control, etc.

**Options**

- Aluminised silicone coating:  
15C4 ALU ref, contact us
- More flexible sleeving (thin walls):  
SILIGAINÉ® 15C4L.
- Other diameters: contact us.
- Other colours: contact us.
- Sleeveings cut to length: contact us.

**Packaging**

- Diameters from 0.5 to 4.5 mm: 200 m spools.
- Diameters from 5 to 16 mm: 100 m spools.
- Diameters from 18 to 22 mm: 50 m spools.
- Diameters from 25 to 40 mm: 25 m spools.
- Diameters > 40 mm: 20 m spools.

For this product, please contact:

**OMERIN division principale** 

Zone Industrielle - F 63600 Ambert

Tel. +33 (0)4 73 82 50 00 - Fax +33 (0)4 73 82 50 10

omerin@omerin.com

**OMERIN division silisol** 

BP 87 - ZI du Devey - F 42000 Saint-Etienne

Tel. +33 (0)4 77 81 36 00 - Fax +33 (0)4 77 81 37 00

silisol@omerin.com

**Characteristics****General**

- Continuous operating temperature: -60 °C to +250 °C.
- Good resistance to humidity, ozone and UV.
- Good resistance to common chemical environments.
- Compatible with most impregnation varnishes class H.
- Self-extinguishing - meets the requirements of test VW-1 as per standard UL 1441.
- Very good flexibility.
- Halogen-free.

**Electrical**

- Dielectric strength (dry): > 4 kV.

**Standard products**

- Colours: brick red or black.

## INTERNAL DIAMETER

## 15C4

Nominal value (mm)	Tolerance (mm)	Approximate wall thickness (mm)	Approximate linear weight (kg/km)
0.5	± 0.15	0.25	3.3
0.8	± 0.15	0.25	3.9
1	± 0.20	0.25	4.2
1.5	± 0.20	0.25	5.2
2	± 0.20	0.30	6.3
2.5	± 0.20	0.30	7.4
3	± 0.20	0.30	8.6
3.5	± 0.25	0.30	9.9
4	± 0.25	0.40	11.3
4.5	± 0.25	0.40	12.8
5	± 0.25	0.40	14.3
6	± 0.25	0.40	17.6
7	± 0.25	0.50	21.2
8	± 0.25	0.50	25.2
9	± 0.50	0.50	29.4
10	± 0.50	0.50	34.0
12	± 0.50	0.50	56.9
14	± 1.0	0.50	74.0
16	± 1.0	0.70	100
18	± 1.0	0.85	123
20	± 1.0	0.85	147
22	± 1.0	0.95	171
25	± 1.0	0.95	207
30	± 2.0	1.00	272
35	± 2.0	1.10	358
40	± 3.0	1.30	455
45	± 4.0	1.50	570
50	± 5.0	1.60	670

\*Standards: our products comply with all or part of the requirements of standards quoted; contact us.

**www.omerin.com**

The information provided in this technical data sheet is indicative and may be modified without prior notice, laying, wiring and electrical conditions and the environment of the cable can not be fully considered in our studies. In no way the company OMERIN shall be held responsible for any incidents in the case of inappropriate uses, particularly in the case of wiring conditions that do not respect the good practice and the standards in force.

For an optimum use of the cables produced by our company, we recommend testing in real conditions. Our sales department is available for a possible provision of samples, and/or for the conditions of a complete study in our laboratories.

® Registered trademark of the OMERIN Group. Drawings and photos are not contractual. Reproduction is prohibited without the prior agreement of OMERIN.

## BRAIDED INSULATING SLEEVINGS

**SILIGAINÉ® 15C4.d****-60 °C to +200 °C****Class H**

1<sup>st</sup> FIBREGLASS BRAID  
WITH SILICONE RUBBER COATING  
2<sup>nd</sup> FIBREGLASS BRAID  
WITH ACRYLIC COATING

ELECTRIC INSULATING SLEEVINGS CLASS H and C  
SILICONE RUBBER COATING**Standards\***

- IEC 60684-1 and 60684-2.
- IEC 60684-3 part 400 to 402.

**Applications**

- Internal cabling for rotating machines class H (motors, alternators, generators, transformers, inductors, etc.).
- All insulations up to 200 °C permanent in the electric and electronic constructions, heating appliances, lighting, automobile, measuring, control, etc.

**Options**

- Other diameters: contact us.
- Other colours: contact us.
- Sleevings cut to length: contact us.

**Packaging**

- Diameters from 4 to 10 mm: 100 m spools.
- Diameters from 12 to 16 mm: 50 m spools.
- Diameters from 18 to 22 mm: 25 m spools.

**Characteristics****General**

- Continuous operating temperature: -60 °C to +200 °C.
- Good resistance to humidity, ozone and UV.
- Good resistance to common chemical environments.
- Compatible with most impregnation varnishes class H.
- Very good resistance to abrasion.
- Halogen-free.

**Electrical**

- Dielectric strength (dry): > 4 kV.

**Standard products**

- Colour: black.

**INTERNAL DIAMETER**

Nominal value (mm)	Tolerance (mm)	<b>15C4.d</b>		Approximate linear weight (kg/km)
		1 <sup>st</sup> braid Approximate wall thickness (mm)	2 <sup>nd</sup> braid Approximate wall thickness (mm)	
4	± 0.25	0.60	0.45	8.1
6	± 0.25	0.60	0.45	19.9
8	± 0.25	0.60	0.45	37.0
10	± 0.50	0.80	0.45	59.3
12	± 0.50	0.80	0.45	86.8
14	± 1.0	0.80	0.45	120
16	± 1.0	0.90	0.50	158
18	± 1.0	1.00	0.50	201
20	± 1.0	1.00	0.60	249
22	± 1.0	1.00	0.60	303

\*Standards: our products comply with all or part of the requirements of standards quoted; contact us.

For this product, please contact:

**OMERIN division principale** ✓

Zone Industrielle - F 63600 Ambert

Tel. +33 (0)4 73 82 50 00 - Fax +33 (0)4 73 82 50 10

omerin@omerin.com

**OMERIN division silisol** □

BP 87 - ZI du Devay - F 42000 Saint-Etienne

Tel. +33 (0)4 77 81 36 00 - Fax +33 (0)4 77 81 37 00

silisol@omerin.com

**www.omerin.com**

The information provided in this technical data sheet is indicative and may be modified without prior notice, laying, wiring and electrical conditions and the environment of the cable can not be fully considered in our studies. In no way the company OMERIN shall be held responsible for any incidents in the case of inappropriate uses, particularly in the case of wiring conditions that do not respect the good practice and the standards in force.

For an optimum use of the cables produced by our company, we recommend testing in real conditions. Our sales department is available for a possible provision of samples, and/or for the conditions of a complete study in our laboratories.

© Registered trademark of the OMERIN Group. Drawings and photos are not contractual. Reproduction is prohibited without the prior agreement of OMERIN.

**omerin**  
LES CABLES DE L'EXTREME

## BRAIDED INSULATING SLEEVINGS

ELECTRIC INSULATING SLEEVINGS CLASS H and C  
SILICONE RUBBER COATING**SILIGAINÉ® 15C5****-60 °C to +250 °C****Classes H and C**FIBREGLASS BRAIDED SLEEVING  
WITH SILICONE RUBBER COATING**Standards\***

- IEC 60684-1 and 60684-2.
- IEC 60684-3 part 400.

**Applications**

- Internal cabling for class H and C rotating machines (motors, alternators, generators, transformers, inductors, etc.).
- All insulations up to 250°C permanent in the electric and electronic constructions, heating appliances, lighting, automobile, measuring, control, etc.

**Options**

- Other diameters: contact us.
- Other colours: contact us.
- Sleevings cut to length: contact us.

**Packaging**

- Diameters from 0.5 to 4.5 mm: 200 m rolls.
  - Diameter 5 mm: 100 m rolls.
- Diameters from 6 to 14 mm: 100 m spools.
- Diameters from 16 to 22 mm: 50 m spools.
  - Diameter 25 mm: 25 m rolls.

**Characteristics****General**

- Continuous operating temperature: -60 °C to +250 °C.
- Good resistance to humidity, ozone and UV.
- Good resistance to common chemical environments.
- Compatible with most impregnation varnishes class H.
- Self-extinguishing - meets the requirements of test VW-1 as per standard UL 1441.
- Very good flexibility.
- Halogen-free.

**Electrical**

- Dielectric strength (dry): > 5 kV.

**Standard products**

- Colour : brick red.

## INTERNAL DIAMETER

## 15C5

Nominal value (mm)	Tolerance (mm)	Approximate wall thickness (mm)	Approximate linear weight (kg/km)
0.5	± 0.15	0.50	3.7
0.8	± 0.15	0.50	4.2
1	± 0.20	0.50	4.7
1.5	± 0.20	0.50	5.7
2	± 0.20	0.50	6.9
2.5	± 0.20	0.50	8.2
3	± 0.20	0.50	9.5
3.5	± 0.25	0.50	10.9
4	± 0.25	0.60	12.4
4.5	± 0.25	0.60	14.0
5	± 0.25	0.60	15.7
6	± 0.25	0.60	19.4
7	± 0.25	0.60	23.3
8	± 0.50	0.60	27.7
9	± 0.50	0.80	32.3
10	± 0.50	0.80	37.3
12	± 1.0	0.80	62.5
14	± 1.0	0.80	80.8
16	± 1.0	0.90	101
18	± 1.0	1.00	124
20	± 1.0	1.00	148
22	± 1.0	1.00	174
25	± 1.0	1.20	217

For this product, please contact:

OMERIN division principale 

Zone Industrielle - F 63600 Ambert

Tel. +33 (0)4 73 82 50 00 - Fax +33 (0)4 73 82 50 10

omerin@omerin.com

OMERIN division silisol 

BP 87 - ZI du Devey - F 42000 Saint-Etienne

Tel. +33 (0)4 77 81 36 00 - Fax +33 (0)4 77 81 37 00

silisol@omerin.com

\*Standards: our products comply with all or part of the requirements of standards quoted; contact us.

**www.omerin.com**

The information provided in this technical data sheet is indicative and may be modified without prior notice, laying, wiring and electrical conditions and the environment of the cable can not be fully considered in our studies. In no way the company OMERIN shall be held responsible for any incidents in the case of inappropriate uses, particularly in the case of wiring conditions that do not respect the good practice and the standards in force.

For an optimum use of the cables produced by our company, we recommend testing in real conditions. Our sales department is available for a possible provision of samples, and/or for the conditions of a complete study in our laboratories.

© Registered trademark of the OMERIN Group. Drawings and photos are not contractual. Reproduction is prohibited without the prior agreement of OMERIN.

**omerin**  
LES CABLES DE L'EXTREME

## BRAIDED INSULATING SLEEVINGS

**SILIGAINÉ® 15C5-E****Expandable****-60 °C to +250 °C****Classes H and C**FIBREGLASS BRAIDED SLEEVING  
WITH SILICONE RUBBER COATING**Standards\***

- IEC 60684-1 and 60684-2.
- IEC 60684-3 part 400 to 402.

**Applications**

- Internal cabling for rotating machines classes H and C (motors, alternators, generators, transformers, inductors, etc.).
  - All insulations up to 250°C permanent in the electric and electronic constructions, heating appliances, lighting, automobile, measuring, control, etc.

**Options**

- Other diameters: contact us.
- Other colours: contact us.
- Sleevings cut to length: contact us.

**Packaging**

- Diameters from 0.5 to 1.5 mm: 200 m rolls.
- Diameters from 2 to 4 mm: 100 m rolls.
- Diameters from 5 to 16 mm: 50 m rolls.

ELECTRIC INSULATING SLEEVINGS CLASS H and C  
SILICONE RUBBER COATING**Characteristics****General**

- Continuous operating temperature: -60 °C to +250 °C.
- Expandable up to about twice the nominal diameter.
- Good resistance to humidity, ozone and UV.
- Good resistance to common chemical environments.
- Compatible with most impregnation varnishes class H.
- Self-extinguishing - meets the requirements of test VW-1 as per standard UL 1441.
- Very good flexibility.
- Halogen-free.

**Electrical**

- Dielectric strength (dry): > 5 kV.

**Standard products**

- Colour: black.

## INTERNAL DIAMETER

## 15C5-E

Nominal value (mm)	Minimum wall thickness (mm)	Approximate linear weight (kg/km)
0.5	0.25	2.6
1	0.25	5.1
1.5	0.35	7.7
2	0.35	10.2
2.5	0.40	12.7
3	0.40	15.2
4	0.50	20.1
5	0.50	24.9
6	0.50	29.6
7	0.50	34.2
8	0.50	38.7
10	0.65	47.6
12	0.65	56.0
14	0.65	64.1
16	0.65	71.9

\*Standards: our products comply with all or part of the requirements of standards quoted; contact us.

For this product, please contact:

OMERIN division principale 

Zone Industrielle - F 63600 Ambert

Tel. +33 (0)4 73 82 50 00 - Fax +33 (0)4 73 82 50 10

omerin@omerin.com

OMERIN division silisol 

BP 87 - ZI du Devey - F 42000 Saint-Etienne

Tel. +33 (0)4 77 81 36 00 - Fax +33 (0)4 77 81 37 00

silisol@omerin.com

[www.omerin.com](http://www.omerin.com)

The information provided in this technical data sheet is indicative and may be modified without prior notice, laying, wiring and electrical conditions and the environment of the cable can not be fully considered in our studies. In no way the company OMERIN shall be held responsible for any incidents in the case of inappropriate uses, particularly in the case of wiring conditions that do not respect the good practice and the standards in force.

For an optimum use of the cables produced by our company, we recommend testing in real conditions. Our sales department is available for a possible provision of samples, and/or for the conditions of a complete study in our laboratories.

© Registered trademark of the OMERIN Group. Drawings and photos are not contractual. Reproduction is prohibited without the prior agreement of OMERIN.

**omerin**  
LES CABLES DE L'EXTREME



## BRAIDED INSULATING SLEEVINGS

# SILIGAINÉ® 15C7

## Grade A UL

-60 °C to +250 °C

### Classes H and C

FIBREGLASS BRAIDED SLEEVING  
WITH SILICONE RUBBER COATING



#### Standards\*

- IEC 60684-1 and 60684-2.
- IEC 60684-3 part 400 to 402.
- UL approval 1441, category UZFT2 and CSA C22.2 no. 198.3, category UZFT8: Grade A silicone coated fiberglass sleeving File no.: E179383.
- NF EN 45545-2.

#### Applications

- Internal cabling for class H and C rotating machines (motors, alternators, generators, transformers, inductors, etc.).
- All insulations up to 250°C permanent in the electric and electronic constructions, heating appliances, lighting, automobile, measuring, control, etc.

#### Options\*

- Other diameters: contact us.
- Other colours: contact us.
- Sleevings cut to length: contact us.

#### Packaging

- Diameters from 0.5 to 4.5 mm: 200 m rolls.
- Diameters from 5 to 14 mm: 100 m rolls.
- Diameter 16 mm: 50 m rolls.

For this product, please contact:

OMERIN division principale

Zone Industrielle - F 63600 Ambert  
Tel. +33 (0)4 73 82 50 00 - Fax +33 (0)4 73 82 50 10  
omerin@omerin.com

OMERIN division silisol

BP 87 - ZI du Devey - F 42000 Saint-Etienne  
Tel. +33 (0)4 77 81 36 00 - Fax +33 (0)4 77 81 37 00  
silisol@omerin.com

**omerin**  
LES CABLES DE L'EXTREME

ELECTRIC INSULATING SLEEVINGS CLASS H and C  
SILICONE RUBBER COATING



#### Characteristics

##### General

- Continuous operating temperature: -60 °C to +250 °C.
- Good resistance to humidity, ozone and UV.
- Good resistance to common chemical environments.
- Compatible with most impregnation varnishes class H.
- Self-extinguishing - meets the requirements of test VW-1 as per standard UL 1441.
- Grade A as per UL 1441.
- Classification HL1, HL2 and HL3 as per NF EN 45545-2.
- Very good flexibility.
- Halogen-free.

##### Electrical

- Dielectric strength (dry): > 7 kV.

#### Standard products

- Colour : brick red or black.

#### INTERNAL DIAMETER

#### 15C7 Grade A UL

Nominal value (mm)	Tolerance (mm)	Minimum wall thickness (mm)	Approximate linear weight (kg/km)
0.5	± 0.15	0.25	1.9
0.8	± 0.15	0.25	3.0
1	± 0.20	0.25	3.8
1.5	± 0.20	0.35	5.7
2	± 0.20	0.35	7.7
2.5	± 0.20	0.40	9.7
3	± 0.20	0.40	11.7
3.5	± 0.25	0.50	13.8
4	± 0.25	0.50	16.0
4.5	± 0.25	0.50	18.1
5	± 0.25	0.50	20.3
6	± 0.25	0.50	24.9
7	± 0.25	0.50	29.6
8	± 0.25	0.50	34.4
9	± 0.50	0.65	39.4
10	± 0.50	0.65	44.6
12	± 0.50	0.65	55.4
14	± 1.0	0.65	66.8
16	± 1.0	0.65	78.9

\*Options: some options will not have UL and CSA approval; contact us.

[www.omerin.com](http://www.omerin.com)

The information provided in this technical data sheet is indicative and may be modified without prior notice, laying, wiring and electrical conditions and the environment of the cable can not be fully considered in our studies. In no way the company OMERIN shall be held responsible for any incidents in the case of inappropriate uses, particularly in the case of wiring conditions that do not respect the good practice and the standards in force.  
For an optimum use of the cables produced by our company, we recommend testing in real conditions. Our sales department is available for a possible provision of samples, and/or for the conditions of a complete study in our laboratories.  
© Registered trademark of the OMERIN Group. Drawings and photos are not contractual. Reproduction is prohibited without the prior agreement of OMERIN.

## BRAIDED INSULATING SLEEVINGS

**SILIGAINÉ® 15C10****-60 °C to +250 °C****Classes H and C**FIBREGLASS BRAIDED SLEEVING  
WITH SILICONE RUBBER COATINGELECTRIC INSULATING SLEEVINGS CLASS H and C  
SILICONE RUBBER COATING**Standards\***

- IEC 60684-1 and 60684-2.
- IEC 60684-3 part 400 to 402.

**Applications**

- Internal cabling for class H and C rotating machines (motors, alternators, generators, transformers, inductors, etc.).
- All insulations up to 250°C permanent in the electric and electronic constructions, heating appliances, lighting, automobile, measuring, control, etc.

**Options**

- Other diameters: contact us.
- Other colours: contact us.
- Sleevings cut to length: contact us.

**Packaging**

- Diameters from 0.5 to 3.5 mm: 200 m rolls.
  - Diameters from 4 to 5 mm: 100 m rolls.
- Diameters from 6 to 10 mm: 100 m spools.
- Diameters from 12 to 22 mm: 50 m spools.
  - Diameter 25 mm: 25 m rolls.

**Characteristics****General**

- Continuous operating temperature: -60 °C to +250 °C.
- Good resistance to humidity, ozone and UV.
- Good resistance to common chemical environments.
- Compatible with most impregnation varnishes class H.
- Self-extinguishing - meets the requirements of test VW-1 as per standard UL 1441.
- Very good flexibility.
- Halogen-free.

**Electrical**

- Dielectric strength (dry): > 10 kV.

**Standard products**

- Colour : brick red.

## INTERNAL DIAMETER

## 15C10

Nominal value (mm)	Tolerance (mm)	Approximate wall thickness (mm)	Approximate linear weight (kg/km)
0.5	± 0.15	0.60	4.0
0.8	± 0.15	0.60	4.8
1	± 0.20	0.60	5.4
1.5	± 0.20	0.60	6.9
2	± 0.20	0.60	8.5
2.5	± 0.20	0.60	10.3
3	± 0.20	0.60	12.1
3.5	± 0.25	0.60	14.0
4	± 0.25	0.70	16.0
4.5	± 0.25	0.70	18.1
5	± 0.25	0.70	20.3
6	± 0.25	0.70	25.1
7	± 0.25	0.70	30.2
8	± 0.25	0.70	35.7
9	± 0.50	0.90	41.6
10	± 0.50	0.90	48.0
12	± 0.50	0.90	67.5
14	± 1.0	1.00	100
16	± 1.0	1.20	130
18	± 1.0	1.20	157
20	± 1.0	1.30	181
22	± 1.0	1.30	203
25	± 1.0	1.40	229

\*Standards: our products comply with all or part of the requirements of standards quoted; contact us.

For this product, please contact:

OMERIN division principale 

Zone Industrielle - F 63600 Ambert

Tel. +33 (0)4 73 82 50 00 - Fax +33 (0)4 73 82 50 10

omerin@omerin.com

OMERIN division silisol 

BP 87 - ZI du Devey - F 42000 Saint-Etienne

Tel. +33 (0)4 77 81 36 00 - Fax +33 (0)4 77 81 37 00

silisol@omerin.com

**omerin**  
LES CABLES DE L'EXTREME

[www.omerin.com](http://www.omerin.com)

The information provided in this technical data sheet is indicative and may be modified without prior notice, laying, wiring and electrical conditions and the environment of the cable can not be fully considered in our studies. In no way the company OMERIN shall be held responsible for any incidents in the case of inappropriate uses, particularly in the case of wiring conditions that do not respect the good practice and the standards in force.

For an optimum use of the cables produced by our company, we recommend testing in real conditions. Our sales department is available for a possible provision of samples, and/or for the conditions of a complete study in our laboratories.

® Registered trademark of the OMERIN Group. Drawings and photos are not contractual. Reproduction is prohibited without the prior agreement of OMERIN.

## BRAIDED INSULATING SLEEVINGS

**SILIGAINÉ® 15C1.5****-60 °C to +250 °C****Classes H and C**FIBREGLASS BRAIDED SLEEVING  
WITH SILICONE RUBBER COATING**Standards\***

- IEC 60684-1 and 60684-2.
  - IEC 60684-3 part 402.
- UL approval, category UZIQ2: meets the requirements of the flame retardant test VW-1. File no.: E212701.

**Applications**

- Internal cabling for rotating machines classes H and C (motors, alternators, generators, transformers, inductors, etc.).
  - All insulations up to 250°C permanent in the electric and electronic constructions, heating appliances, lighting, automobile, measuring, control, etc.

**Options**

- Other diameters: contact us.
  - Other colours: contact us.
- Sleeveings cut to length: contact us.

**Packaging**

- Diameters from 0.5 to 4.5 mm: 200 m rolls.
  - Diameter 5 mm: 100 m rolls.
- Diameters from 6 to 16 mm: 100 m spools.
- Diameters from 18 to 30 mm: 50 m spools.

For this product, please contact:

**OMERIN division principale** 

Zone Industrielle - F 63600 Ambert

Tel. +33 (0)4 73 82 50 00 - Fax +33 (0)4 73 82 50 10

omerin@omerin.com

**OMERIN division silisol** 

BP 87 - ZI du Devey - F 42000 Saint-Etienne

Tel. +33 (0)4 77 81 36 00 - Fax +33 (0)4 77 81 37 00

silisol@omerin.com

**omerin**  
LES CABLES DE L'EXTREMEELECTRIC INSULATING SLEEVINGS CLASS H and C  
SILICONE RUBBER COATING**Characteristics****General**

- Continuous operating temperature: -60 °C to +250 °C.
- Good resistance to humidity, ozone and UV.
- Good resistance to common chemical environments.
- Compatible with most impregnation varnishes class H.
- Self-extinguishing - meets the requirements of test VW-1 as per standard UL 1441.
- Very good flexibility.
- Halogen-free.

**Electrical**

- Dielectric strength (dry): 1.5 kV.

**Standard products**

- Colour: brick red.

## INTERNAL DIAMETER

## 15C1.5

Nominal value (mm)	Tolerance (mm)	Minimum wall thickness (mm)	Approximate linear weight (kg/km)
0.5	± 0.15	0.15	2.2
0.8	± 0.15	0.15	2.7
1	± 0.20	0.15	3.1
1.5	± 0.20	0.15	4.1
2	± 0.20	0.15	5.1
2.5	± 0.20	0.15	6.2
3	± 0.20	0.20	7.4
3.5	± 0.25	0.20	8.6
4	± 0.25	0.25	10.0
4.5	± 0.25	0.25	11.1
5	± 0.25	0.25	12.6
6	± 0.25	0.35	15.5
7	± 0.25	0.35	18.6
8	± 0.25	0.35	21.9
9	± 0.50	0.45	25.6
10	± 0.50	0.45	29.4
12	± 0.50	0.45	48.6
14	± 1.0	0.45	66.2
16	± 1.0	0.55	82.6
18	± 1.0	0.65	99.0
20	± 1.0	0.70	116.2
22	± 1.0	0.85	138.8
25	± 1.0	0.90	173.5
30	± 2.0	1.00	241.0

\*Standards: our products comply with all or part of the requirements of standards quoted; contact us.

**www.omerin.com**

The information provided in this technical data sheet is indicative and may be modified without prior notice, laying, wiring and electrical conditions and the environment of the cable can not be fully considered in our studies. In no way the company OMERIN shall be held responsible for any incidents in the case of inappropriate uses, particularly in the case of wiring conditions that do not respect the good practice and the standards in force.

For an optimum use of the cables produced by our company, we recommend testing in real conditions. Our sales department is available for a possible provision of samples, and/or for the conditions of a complete study in our laboratories.

© Registered trademark of the OMERIN Group. Drawings and photos are not contractual. Reproduction is prohibited without the prior agreement of OMERIN.





## HIGH TEMPERATURE FIBREGLASS PROTECTIVE SLEEVINGS

FT No.	PRODUCT REFERENCE	APPROVAL	PAGE
<b>9401</b>	SILIGAINÉ 21F1		28
<b>9402</b>	SILIGAINÉ 24C1		29
<b>9403</b>	SILIGAINÉ 31-1		30
<b>9404</b>	SILIGAINÉ 31C1E		31
<b>9405</b>	SILIGAINÉ GT 1		32
<b>9406</b>	SILIGAINÉ GTE 1		33

## BRAIDED INSULATING SLEEVINGS

HIGH TEMPERATURE FIBREGLASS  
PROTECTIVE SLEEVINGS**SILIGAINÉ® 21F1**  
-60 °C to +280 °CFIBREGLASS BRAIDED SLEEVING  
IMPREGNATED WITH HEAT-RESISTANT VARNISH**Standards\***

- IEC 60684-1 and 60684-2.
- UL approval, category UZIQ2: meets the requirements of the flame retardant test VW-1 (diameters from 0.8 to 25 mm) File no.: E212701.

**Applications**

- Cabling for heating elements.
- Domestic electrical appliances.
- Cooking appliances, ovens, air ovens, driers, convectors.
  - Lights.
- Sheathing of cable harnesses for cables subject to high temperature and mechanical constraints.

**Options**

- Other diameters: contact us.
- Sleeveings cut to length: contact us.
- Double braid sleeveing: SILIGAINÉ® 21F2.
- Triple braid sleeveing: SILIGAINÉ® 21F3.

**Packaging**

- Diameters from 0.5 to 4.5 mm: 200 m rolls.
- Diameters from 5 to 12 mm: 100 m rolls.
- Diameters from 14 to 20 mm: 50 m rolls.
- Diameters from 22 to 50 mm: 25 m rolls.

**Characteristics****General**

- Continuous operating temperature: -60 °C to +280 °C.
- Good resistance to thermal shock and UV.
- Very good mechanical strength and resistance to abrasion.
- Self-extinguishing - meets the requirements of test VW-1 as per standard UL 1441.

**Electrical**

- Dielectric strength (dry): 0.8 to 1.2 kV.

**Standard products**

- Colour: black.

## INTERNAL DIAMETER

## 21F1

Nominal value (mm)	Tolerance (mm)	Approximate wall thickness (mm)	Approximate linear weight (kg/km)
0.5	± 0.20	0.20	0.5
0.8	± 0.20	0.20	1.3
1	± 0.25	0.20	1.8
1.5	± 0.25	0.20	3.2
2	± 0.25	0.20	4.5
2.5	± 0.25	0.20	5.9
3	± 0.25	0.20	7.2
3.5	± 0.30	0.20	8.6
4	± 0.30	0.30	9.9
4.5	± 0.30	0.30	11
5	± 0.30	0.30	12
6	± 0.30	0.30	13
7	± 0.40	0.30	13
8	± 0.40	0.30	14
9	± 0.50	0.30	14
10	± 0.50	0.40	16
12	± 1.0	0.40	19
14	± 1.0	0.40	24
16	± 1.0	0.40	31
18	± 1.0	0.40	39
20	± 1.0	0.40	48
25	± 2.0	0.50	78
30	± 2.0	0.50	118
35	± 2.0	0.50	165
40	± 3.0	0.50	195
45	± 3.0	0.50	205
50	± 4.0	0.50	250

\*Standards: our products comply with all or part of the requirements of standards quoted; contact us.

For this product, please contact:

OMERIN division principale 

Zone Industrielle - F 63600 Ambert

Tel. +33 (0)4 73 82 50 00 - Fax +33 (0)4 73 82 50 10

omerin@omerin.com

OMERIN division silisol 

BP 87 - ZI du Devey - F 42000 Saint-Etienne

Tel. +33 (0)4 77 81 36 00 - Fax +33 (0)4 77 81 37 00

silisol@omerin.com

**omerin**  
LES CABLES DE L'EXTREME

[www.omerin.com](http://www.omerin.com)

The information provided in this technical data sheet is indicative and may be modified without prior notice, laying, wiring and electrical conditions and the environment of the cable can not be fully considered in our studies. In no way the company OMERIN shall be held responsible for any incidents in the case of inappropriate uses, particularly in the case of wiring conditions that do not respect the good practice and the standards in force.

For an optimum use of the cables produced by our company, we recommend testing in real conditions. Our sales department is available for a possible provision of samples, and/or for the conditions of a complete study in our laboratories.

® Registered trademark of the OMERIN Group. Drawings and photos are not contractual. Reproduction is prohibited without the prior agreement of OMERIN.

## BRAIDED INSULATING SLEEVINGS

HIGH TEMPERATURE FIBREGLASS  
PROTECTIVE SLEEVINGS**SILIGAINÉ® 24C1**  
-60 °C to +350 °CFIBREGLASS BRAID SLEEVING  
HIGH TEMPERATURE TREATED  
AND IMPREGNATED WITH A SILICONE RESIN**Standards\***

- IEC 60684-1 and 60684-2.
- UL approval, category UZIQ2: meets the requirements of the flame retardant test VW-1 (diameters from 0.8 to 25 mm) File no.: E212701.

**Applications**

- High temperature heating elements (bands, cartridges, etc.).
- Domestic electrical heating appliances, cooking appliances.
- All electrothermal machines (ovens, air ovens, etc.).
- Sheathing of cable harnesses for cables subject to high temperature.

**Options**

- Other diameters: contact us.
- Other colours: contact us.
- Sleeveings cut to length: contact us.
- Double braid sleeveing up to diameter 10 mm: SILIGAINÉ® 24C2

**Packaging**

- Diameters from 0.5 to 4.5 mm: 200 m rolls.
- Diameters from 5 to 8 mm: 100 m rolls.
- Diameters from 9 to 12 mm: 50 m rolls.
- Diameters from 14 to 40 mm: 25 m rolls.

For this product, please contact:

**OMERIN division principale**   
Zone Industrielle - F 63600 Ambert  
Tel. +33 (0)4 73 82 50 00 - Fax +33 (0)4 73 82 50 10  
omerin@omerin.com

**OMERIN division silisol**

BP 87 - ZI du Devey - F 42000 Saint-Etienne  
Tel. +33 (0)4 77 81 36 00 - Fax +33 (0)4 77 81 37 00  
silisol@omerin.com

**Characteristics****General**

- Continuous operating temperature: -60 °C to +350 °C.
- Good mechanical strength.
- Self-extinguishing - meets the requirements of test VW-1 as per standard UL 1441.
- The total desizing operation (elimination of oils and parasite products) gives SILIGAINÉ® 24C1 excellent thermal resistance up to +400°C at peak without smoke emission.

**Electrical**

- Dielectric strength (dry): 0.8 to 1.2 kV.

**Standard products**

- Colour: white.

**INTERNAL DIAMETER****24C1**

Nominal value (mm)	Tolerance (mm)	Approximate wall thickness (mm)	Approximate linear weight (kg/km)
0.5	± 0.20	0.20	1.5
0.8	± 0.20	0.20	2.0
1	± 0.25	0.20	2.4
1.5	± 0.25	0.20	2.9
2	± 0.25	0.20	3.1
2.5	± 0.25	0.20	3.9
3	± 0.25	0.20	6.8
3.5	± 0.30	0.20	7.5
4	± 0.30	0.30	9.0
4.5	± 0.30	0.30	10
5	± 0.30	0.30	12
6	± 0.30	0.30	14
7	± 0.40	0.30	17
8	± 0.40	0.30	20
9	± 0.50	0.30	23
10	± 0.50	0.40	26
12	± 1.0	0.40	32
14	± 1.0	0.40	38
16	± 1.0	0.40	46
18	± 1.0	0.40	55
20	± 1.0	0.40	60
22	± 1.5	0.40	75
25	± 2.0	0.50	86
30	± 2.0	0.50	105
35	± 2.0	0.50	135
40	± 3.0	0.50	150

\*Standards: our products comply with all or part of the requirements of standards quoted; contact us.

**www.omerin.com**

The information provided in this technical data sheet is indicative and may be modified without prior notice, laying, wiring and electrical conditions and the environment of the cable can not be fully considered in our studies. In no way the company OMERIN shall be held responsible for any incidents in the case of inappropriate uses, particularly in the case of wiring conditions that do not respect the good practice and the standards in force.

For an optimum use of the cables produced by our company, we recommend testing in real conditions. Our sales department is available for a possible provision of samples, and/or for the conditions of a complete study in our laboratories.

© Registered trademark of the OMERIN Group. Drawings and photos are not contractual. Reproduction is prohibited without the prior agreement of OMERIN.

## BRAIDED INSULATING SLEEVINGS

HIGH TEMPERATURE FIBREGLASS  
PROTECTIVE SLEEVINGS**SILIGAINÉ® 31-1**  
-60 °C to +450 °CFIBREGLASS BRAIDED SLEEVING  
HIGH TEMPERATURE TREATED NOT IMPREGNATED**Standards\***

- IEC 60684-1 and 60684-2.
  - IEC 60684-3-300.
- UL approval, category UZIQ2: meets the requirements of the flame retardant test VW-1 (diameters from 0.8 to 25 mm) File no.: E212701.

**Applications**

- High temperature heating elements (bands, cartridges, etc.).
- Domestic electrical heating appliances, cooking appliances.
- All electrothermal machines (ovens, air ovens, etc.).
- Sheathing of cable harnesses for cables subject to high temperature.

**Options**

- Other diameters: contact us.
- Double braid sleeving: SILIGAINÉ® 31-2.

**Packaging**

- Diameters from 0.5 to 4.5 mm: 200 m spools.
- Diameters from 5 to 22 mm: 100 m spools.
- Diameters from 25 to 40 mm: 50 m spools.
- Diameters from 45 to 50 mm: 25 m spools.

**Characteristics****General**

- Continuous operating temperature: -60 °C to +450 °C.
- Good resistance to common chemical environments.
- Non-combustible - meets the requirements of test VW-1 as per standard UL 1441.
- Frays slightly when cut.

**Standard products**

- Colour: silvery grey (natural).

**INTERNAL DIAMETER****31-1**

Nominal value** (mm)	Approximate wall thickness (mm)	Approximate linear weight (kg/km)
0.5	0.20	1.5
0.8	0.20	1.8
1	0.20	2.2
1.5	0.20	2.6
2	0.20	4.3
2.5	0.20	5.2
3	0.20	6.0
3.5	0.20	8.4
4	0.30	8.4
4.5	0.30	9.6
5	0.30	10
6	0.30	14
7	0.30	16
8	0.30	18
9	0.30	17
10	0.40	22
12	0.40	26
14	0.40	32
16	0.40	40
18	0.40	52
20	0.40	40
22	0.40	60
25	0.50	76
30	0.50	90
35	0.50	100
40	0.50	105
45	0.50	110
50	0.50	125

\*Standards: our products comply with all or part of the requirements of standards quoted; contact us.

\*\*The extra flexibility of this type of sleeving negates any need to show tolerances on the internal diameter.

For this product, please contact:

OMERIN division principale 

Zone Industrielle - F 63600 Ambert

Tel. +33 (0)4 73 82 50 00 - Fax +33 (0)4 73 82 50 10

omerin@omerin.com

OMERIN division silisol 

BP 87 - ZI du Devevy - F 42000 Saint-Etienne

Tel. +33 (0)4 77 81 36 00 - Fax +33 (0)4 77 81 37 00

silisol@omerin.com

[www.omerin.com](http://www.omerin.com)

The information provided in this technical data sheet is indicative and may be modified without prior notice, laying, wiring and electrical conditions and the environment of the cable can not be fully considered in our studies. In no way the company OMERIN shall be held responsible for any incidents in the case of inappropriate uses, particularly in the case of wiring conditions that do not respect the good practice and the standards in force.

For an optimum use of the cables produced by our company, we recommend testing in real conditions. Our sales department is available for a possible provision of samples, and/or for the conditions of a complete study in our laboratories.

© Registered trademark of the OMERIN Group. Drawings and photos are not contractual. Reproduction is prohibited without the prior agreement of OMERIN.

**omerin**  
LES CABLES DE L'EXTREME

## BRAIDED INSULATING SLEEVINGS

# SILIGAINÉ® 31C1E

## Expandable

### -60 °C to +350 °C

EXPANDABLE FIBREGLASS SLEEVING,  
HIGH TEMPERATURE TREATED  
IMPREGNATED WITH A SILICONE RESIN



#### Standards\*

- IEC 60684-1 and 60684-2.
- UL approval, category UZIQ2:  
meets the requirements of the  
flame retardant test VW-1  
File no.: E21 2701.

#### Applications

- High temperature heating elements (bands, cartridges, etc.).
- Domestic electrical heating appliances, cooking appliances.
- All electrothermal machines (ovens, air ovens, etc.).
- Sheathing of cable harnesses for cables subject to high temperature.


#### Options

- Other diameters: contact us.
- Sleevings cut to length: contact us.

#### Packaging

- Diameters from 0.5 to 4.5 mm: 200 m rolls.
- Diameters from 5 to 9 mm: 100 m rolls.
- Diameters from 10 to 12 mm: 50 m rolls.
- Diameters from 14 to 20 mm: 25 m rolls.

## HIGH TEMPERATURE FIBREGLASS PROTECTIVE SLEEVINGS



#### Characteristics

##### General

- Continuous operating temperature: -60 °C to +350 °C.
- Expandable.
- Very good flexibility.
- Good resistance to common chemical environments.
- Self-extinguishing - meets the requirements of test VW-1 as per standard UL 1441.
- Expandable sleeving, so that a single item can be used for a large range of diameters.

#### Standard products

- Colour: silvery grey (natural).

## INTERNAL DIAMETER\*\*

## 31C1-E

Nominal value (mm)	Minimum diameter (mm)	Maximum diameter (mm)	Approximate wall thickness (mm)	Approximate linear weight (kg/km)
0.5	0.5	1.5	0.20	2.6
1	1	2.5	0.20	3.0
1.5	1.5	3	0.20	3.4
2	2	4	0.20	4.5
3	3	6	0.20	6.6
4	4	9	0.30	8.8
5	5	11	0.30	12.0
6	6	13	0.30	14.9
7	7	15	0.30	17.6
8	8	16	0.30	19.9
10	10	19	0.40	23.5
12	12	22	0.40	29.4
14	14	25	0.40	32.0
16	16	28	0.40	49.0
18	18	30	0.40	55.0
20	20	35	0.40	65.0

\*Standards: our products comply with all or part of the requirements of standards quoted; contact us.

\*\* As these sleevings are expandable, the internal diameters indicated correspond to a recommended operating range.

For this product, please contact:

OMERIN division principale

Zone Industrielle - F 63600 Ambert

Tel. +33 (0)4 73 82 50 00 - Fax +33 (0)4 73 82 50 10

omerin@omerin.com

OMERIN division silisol

BP 87 - ZI du Devey - F 42000 Saint-Etienne

Tel. +33 (0)4 77 81 36 00 - Fax +33 (0)4 77 81 37 00

silisol@omerin.com

[www.omerin.com](http://www.omerin.com)

The information provided in this technical data sheet is indicative and may be modified without prior notice, laying, wiring and electrical conditions and the environment of the cable can not be fully considered in our studies. In no way the company OMERIN shall be held responsible for any incidents in the case of inappropriate uses, particularly in the case of wiring conditions that do not respect the good practice and the standards in force.

For an optimum use of the cables produced by our company, we recommend testing in real conditions. Our sales department is available for a possible provision of samples, and/or for the conditions of a complete study in our laboratories.

© Registered trademark of the OMERIN Group. Drawings and photos are not contractual. Reproduction is prohibited without the prior agreement of OMERIN.

**omerin**  
LES CABLES DE L'EXTREME



## BRAIDED INSULATING SLEEVINGS

# SILIGAINÉ® GT 1

## -60 °C to +300 °C

TREATED FIBREGLASS BRAIDED SLEEVING  
NOT IMPREGNATED

HIGH TEMPERATURE FIBREGLASS  
PROTECTIVE SLEEVINGS



### Standards\*

- IEC 60684-1 and 60684-2.

### Applications

- Cabling for heating elements.
- Sheathing of cable harnesses for cables subject to high temperature and mechanical constraints.
  - Industrial electrothermal machines (ovens, air ovens, etc.).

### Options

- Other diameters: contact us.
- Sleeveings cut to length: contact us.
- Double braid: SILIGAINÉ® GT 2: dielectric strength > 1.5 kV.
- Triple braid: SILIGAINÉ® GT 3: dielectric strength > 2.0 kV.

### Packaging

- Diameters from 0.5 to 10 mm: 100 m rolls.
- Diameters > 10 mm: contact us.

### Characteristics

#### General

- Continuous operating temperature: -60 °C to +300 °C.
- Peak temperatures (few minutes): +350 °C.
- Good resistance to thermal shock.
- Very good ageing in hot environment.
- Good resistance to atmospheric agents. UV, ozone, oxygen.
- Good resistance to common chemical agents.

#### Electrical

- Dielectric strength (dry): > 800 V.

### Standard products

- Colour: mottled brown.

#### INTERNAL DIAMETER

#### GT 1

Nominal value** (mm)	Approximate wall thickness (mm)	Approximate linear weight (kg/km)
0.5	0.40	2.9
1	0.40	3.4
1.5	0.40	4.2
2	0.40	4.8
2.5	0.40	6.0
3	0.40	6.5
3.5	0.40	7.6
4	0.40	9.3
4.5	0.40	10.4
5	0.40	10.6
6	0.40	12.1
7	0.50	13.6
8	0.50	14.9
9	0.50	17.9
10	0.50	17.9
12	0.60	21.3
14	0.60	25.3
16	0.60	30.2
18	0.60	36.7
20	0.60	47.1
22	0.80	49.1
25	1.0	94.5
30	1.0	108
35	1.0	102
40	1.2	172
50	1.2	190
60	1.2	230

\*Standards: our products comply with all or part of the requirements of standards quoted; contact us.  
\*\*Tolerance: ± 10%.

For this product, please contact:

OMERIN division principale

Zone Industrielle - F 63600 Ambert  
Tel. +33 (0)4 73 82 50 00 - Fax +33 (0)4 73 82 50 10  
omerin@omerin.com

OMERIN division silisol

BP 87 - ZI du Devey - F 42000 Saint-Etienne  
Tel. +33 (0)4 77 81 36 00 - Fax +33 (0)4 77 81 37 00  
silisol@omerin.com

[www.omerin.com](http://www.omerin.com)

The information provided in this technical data sheet is indicative and may be modified without prior notice, laying, wiring and electrical conditions and the environment of the cable can not be fully considered in our studies. In no way the company OMERIN shall be held responsible for any incidents in the case of inappropriate uses, particularly in the case of wiring conditions that do not respect the good practice and the standards in force.  
For an optimum use of the cables produced by our company, we recommend testing in real conditions. Our sales department is available for a possible provision of samples, and/or for the conditions of a complete study in our laboratories.  
© Registered trademark of the OMERIN Group. Drawings and photos are not contractual. Reproduction is prohibited without the prior agreement of OMERIN.

**omerin**  
LES CABLES DE L'EXTREME

## BRAIDED INSULATING SLEEVINGS

HIGH TEMPERATURE FIBREGLASS  
PROTECTIVE SLEEVINGS**SILIGAINÉ® GTE 1**  
-60 °C to +250 °CFIBREGLASS BRAIDED SLEEVING, TREATED  
AND COATED WITH CLEAR SILICONE VARNISH**Standards\***

- IEC 60684-1 and 60684-2.

**Applications**

- Cabling for heating elements.
- Sheathing of cable harnesses for cables subject to high temperature and mechanical constraints.
  - Industrial electrothermal machines (ovens, air ovens, etc.).

**Options**

- Other diameters: contact us.
- Sleevings cut to length: contact us.
- Double braid: SILIGAINÉ® GTE 2: dielectric strength > 2 kV.

**Packaging**

- Packaging upon request: contact us.

**Characteristics****General**

- Continuous operating temperature: -60 °C to +250 °C.
- Peak temperatures (few minutes): +350 °C.
- Good resistance to thermal shock.
- Very good ageing in hot environment.
- Good resistance to atmospheric agents. UV, ozone, oxygen.
- Good resistance to common chemical agents.

**Electrical**

- Dielectric strength (dry): > 1.5 kV.

**Standard products**

- Colour: mottled brown.

**INTERNAL DIAMETER****GTE 1**

Nominal value** (mm)	Approximate wall thickness (mm)	Approximate linear weight (kg/km)
1	0.50	4.8
1.5	0.50	5.3
2	0.50	6.9
2.5	0.50	7.7
3	0.50	9.1
4	0.50	10.4
5	0.50	13.1
6	0.50	14.5
7	0.50	15.9
8	0.50	21.3
9	0.50	24.0
10	0.60	28.7
12	0.60	37.5
14	0.60	41.7
16	0.60	51.9
18	0.70	55.7
20	0.70	78.0
22	0.70	85.5
25	1.0	91.1
30	1.0	172
35	1.0	213
40	1.2	333
45	1.2	376
50	1.2	447

For this product, please contact:

OMERIN division principale Zone Industrielle - F 63600 Ambert  
Tel. +33 (0)4 73 82 50 00 - Fax +33 (0)4 73 82 50 10  
omerin@omerin.comOMERIN division silisol BP 87 - ZI du Devey - F 42000 Saint-Etienne  
Tel. +33 (0)4 77 81 36 00 - Fax +33 (0)4 77 81 37 00  
silisol@omerin.com\*Standards: our products comply with all or part of the requirements of standards quoted; contact us.  
\*\*Tolerance: ± 10%.[www.omerin.com](http://www.omerin.com)

The information provided in this technical data sheet is indicative and may be modified without prior notice, laying, wiring and electrical conditions and the environment of the cable can not be fully considered in our studies. In no way the company OMERIN shall be held responsible for any incidents in the case of inappropriate uses, particularly in the case of wiring conditions that do not respect the good practice and the standards in force.

For an optimum use of the cables produced by our company, we recommend testing in real conditions. Our sales department is available for a possible provision of samples, and/or for the conditions of a complete study in our laboratories.

© Registered trademark of the OMERIN Group. Drawings and photos are not contractual. Reproduction is prohibited without the prior agreement of OMERIN.

**omerin**  
LES CABLES DE L'EXTREME





## VERY HIGH TEMPERATURE PROTECTIVE SLEEVINGS

FT No.	PRODUCT REFERENCE	PAGE
<b>9501</b>	SILIGAINÉ 33SI	36
<b>9502</b>	SILIGAINÉ GSIL	37
<b>9503</b>	SILIGAINÉ 33NX	38



## BRAIDED INSULATING SLEEVINGS

## VERY HIGH TEMPERATURE PROTECTIVE SLEEVINGS

# SILIGAINÉ® 33SI

## +900 °C

SILICA FIBRE BRAIDED SLEEVING  
NOT TREATED, NOT IMPREGNATED



### Standards\*

- IEC 60684-1 and 60684-2.

### Applications

- Protection of wiring harnesses or ducting subject to very high temperature.
- Industrial furnaces and air ovens.
  - Nuclear.

### Options

- Other diameters: contact us.
- Diameters > 20 mm: see SILIGAINÉ® GSIL.

### Packaging

- Diameters from 0.5 to 4 mm: 200 m spools.
- Diameters from 5 to 20 mm: 100 m spools.

### Characteristics

#### General

- Continuous operating temperature: +900 °C.
- Peaks at: +1050 °C.
- Excellent thermal resistance.
- Excellent resistance to radiations.
- Low thermal expansion coefficient.
- High chemical resistance, especially to acids.
- Non-combustible.
- Good flexibility.
- Frays slightly when cut.

#### Chemical

- Silicon dioxide: > 94 %.
- Product guaranteed asbestos free.

### Standard products

- Colour: white (natural).

#### INTERNAL DIAMETER

#### 33SI

Nominal value** (mm)	Approximate wall thickness (mm)	Approximate linear weight (kg/km)
0.5	0.20	4.7
1	0.20	5.6
1.5	0.20	6.3
2	0.20	7.8
3	0.20	9.6
4	0.30	15
5	0.30	20
6	0.30	24
7	0.30	27
8	0.30	30
10	0.40	36
12	0.40	48
14	0.40	66
16	0.40	80
18	0.40	88
20	0.40	94

For this product, please contact:

OMERIN division principale

Zone Industrielle - F 63600 Ambert  
Tel. +33 (0)4 73 82 50 00 - Fax +33 (0)4 73 82 50 10  
omerin@omerin.com

OMERIN division silisol

BP 87 - ZI du Devey - F 42000 Saint-Etienne  
Tel. +33 (0)4 77 81 36 00 - Fax +33 (0)4 77 81 37 00  
silisol@omerin.com

\*Standards: our products comply with all or part of the requirements of standards quoted; contact us.

\*\*The extra flexibility of this type of sleeving negates any need to show tolerances on the internal diameter.

[www.omerin.com](http://www.omerin.com)

The information provided in this technical data sheet is indicative and may be modified without prior notice, laying, wiring and electrical conditions and the environment of the cable can not be fully considered in our studies. In no way the company OMERIN shall be held responsible for any incidents in the case of inappropriate uses, particularly in the case of wiring conditions that do not respect the good practice and the standards in force.  
For an optimum use of the cables produced by our company, we recommend testing in real conditions. Our sales department is available for a possible provision of samples, and/or for the conditions of a complete study in our laboratories.

© Registered trademark of the OMERIN Group. Drawings and photos are not contractual. Reproduction is prohibited without the prior agreement of OMERIN.



## BRAIDED INSULATING SLEEVINGS

## VERY HIGH TEMPERATURE PROTECTIVE SLEEVINGS

# SILIGAINÉ® GSIL

## +1050 °C

ULTRA PURE SILICA FIBRE BRAIDED SLEEVING, NOT TREATED, NOT IMPREGNATED



### Standards\*

- IEC 60684-1 and 60684-2.

### Applications

- Sheathing of transport rolls in annealing ovens for special glasses.  
Does not affect the surface finishing of transported glass panes.
- Protection of wiring harnesses or ducting at very high temperature.
  - Industrial furnaces and air ovens.
    - Nuclear.

### Options

- Other diameters: contact us.

### Packaging

- Boxes of 100 m.

### Characteristics

#### General

- Continuous operating temperature: +1050 °C.
- Peaks at: +1200 °C.
- Excellent thermal resistance.
- Excellent resistance to radiations.
- Low thermal expansion coefficient.
- High chemical resistance, especially to acids.
- Non-combustible.
- Good flexibility.
- Low density.
- Good resistance to atmospheric agents. UV, ozone, oxygen.
- Frays slightly when cut.

#### Chemical

- Silicon dioxide: > 99,9 %.
- Product guaranteed asbestos free.

### Standard products

- Colour: white (natural).

#### INTERNAL DIAMETER

#### GSIL

Nominal value** (mm)	Approximate wall thickness (mm)	Approximate linear weight (kg/km)
1	0.40	2.8
2	0.40	5.2
3	0.40	5.6
4	0.40	7.5
5	0.40	8.4
6	0.40	12
7	0.50	13
8	0.50	15
10	0.60	26
12	0.60	22
14	0.60	25
16	0.60	34
18	0.60	38
20	0.60	42
25	0.60	43
30	0.80	52
40	0.80	67
45	0.80	73
50	1.0	81
60	1.0	93
75	1.0	176
83	1.0	195

\*Standards: our products comply with all or part of the requirements of standards quoted; contact us.

\*\*The extra flexibility of this type of sleeving negates any need to show tolerances on the internal diameter.

[www.omerin.com](http://www.omerin.com)

The information provided in this technical data sheet is indicative and may be modified without prior notice, laying, wiring and electrical conditions and the environment of the cable can not be fully considered in our studies. In no way the company OMERIN shall be held responsible for any incidents in the case of inappropriate uses, particularly in the case of wiring conditions that do not respect the good practice and the standards in force.

For an optimum use of the cables produced by our company, we recommend testing in real conditions. Our sales department is available for a possible provision of samples, and/or for the conditions of a complete study in our laboratories.

© Registered trademark of the OMERIN Group. Drawings and photos are not contractual. Reproduction is prohibited without the prior agreement of OMERIN.

For this product, please contact:

OMERIN division principale

Zone Industrielle - F 63600 Ambert  
Tel. +33 (0)4 73 82 50 00 - Fax +33 (0)4 73 82 50 10  
omerin@omerin.com

OMERIN division silisol

BP 87 - ZI du Devey - F 42000 Saint-Etienne  
Tel. +33 (0)4 77 81 36 00 - Fax +33 (0)4 77 81 37 00  
silisol@omerin.com

**omerin**  
LES CABLES DE L'EXTREME

## BRAIDED INSULATING SLEEVINGS

## VERY HIGH TEMPERATURE PROTECTIVE SLEEVINGS

# SILIGAINÉ® 33NX

## +1200 °C

BOROSILICOALUMINATE FIBRE BRAIDED SLEEVING  
NOT TREATED, NOT IMPREGNATED



### Standards\*

- IEC 60684-1 and 60684-2.

### Applications

- Sheathing of transport rolls in annealing ovens for special glasses. Does not affect the surface finishing of transported glass panes.
- Protection of wiring harnesses or ducting at very high temperature.
- Industrial furnaces and air ovens.
  - Nuclear.

### Options

- Other diameters: contact us.

### Packaging

- Diameters from 0.5 to 4 mm: 200 m spools.
- Diameters from 5 to 20 mm: 100 m spools.
- Diameters from 25 to 40 mm: 50 m spools.
- Diameters > 45 mm: 25 m rolls.

### Characteristics

#### General

- Continuous operating temperature: +1200 °C.
- Peaks at: +1400 °C.
- Excellent thermal resistance.
- Very good mechanical strength at high temperature.
- Excellent resistance to radiations.
- Low thermal expansion coefficient.
- Non-combustible.
- Good flexibility.
- Frays slightly when cut.

#### Chemical

- Product guaranteed asbestos free.

### Standard products

- Colour: white (natural).

#### INTERNAL DIAMETER

#### 33NX

Nominal value** (mm)	Approximate wall thickness (mm)	Approximate linear weight (kg/km)
0.5	0.20	4.7
1	0.20	5.6
1.5	0.20	6.3
2	0.20	7.8
3	0.20	9.6
4	0.30	15
5	0.30	20
6	0.30	24
7	0.30	27
8	0.30	30
10	0.40	36
12	0.40	48
14	0.40	66
16	0.40	80
18	0.40	88
20	0.40	94
30	0.50	104
40	0.50	110
50	0.50	115
60	0.50	170
70	0.70	215
80	0.70	250

For this product, please contact:

OMERIN division principale

Zone Industrielle - F 63600 Ambert  
Tel. +33 (0)4 73 82 50 00 - Fax +33 (0)4 73 82 50 10  
omerin@omerin.com

OMERIN division silisol

BP 87 - ZI du Devey - F 42000 Saint-Etienne  
Tel. +33 (0)4 77 81 36 00 - Fax +33 (0)4 77 81 37 00  
silisol@omerin.com

\*Standards: our products comply with all or part of the requirements of standards quoted; contact us.

\*\*The extra flexibility of this type of sleeving negates any need to show tolerances on the internal diameter.

[www.omerin.com](http://www.omerin.com)

The information provided in this technical data sheet is indicative and may be modified without prior notice, laying, wiring and electrical conditions and the environment of the cable can not be fully considered in our studies. In no way the company OMERIN shall be held responsible for any incidents in the case of inappropriate uses, particularly in the case of wiring conditions that do not respect the good practice and the standards in force.  
For an optimum use of the cables produced by our company, we recommend testing in real conditions. Our sales department is available for a possible provision of samples, and/or for the conditions of a complete study in our laboratories.  
© Registered trademark of the OMERIN Group. Drawings and photos are not contractual. Reproduction is prohibited without the prior agreement of OMERIN.

**omerin**  
LES CABLES DE L'EXTREME

## OTHER PROTECTIVE SLEEVINGS

FT No.	PRODUCT REFERENCE	PAGE
<b>9601</b>	SILIGAINÉ 22P1	40
<b>9602</b>	SILIGAINÉ TN	41

## BRAIDED INSULATING SLEEVINGS

## OTHER PROTECTIVE SLEEVINGS

# SILIGAINÉ® 22P1

## +130 °C

### Class B

POLYESTER THREAD BRAIDED SLEEVING  
SLIGHTLY IMPREGNATED



#### Standards\*

- IEC 60684-1 and 60684-2.
- IEC 60684-3 part 320.

#### Applications

- Internal cabling for hermetically sealed units.
- Internal cabling for rotating machines class B.
  - Sheathing of cable harnesses (automobile, electronics, lighting, etc.).

#### Options

- Other diameters: contact us.
- Other colours: contact us.
- Sleevings cut to length: contact us.
- Sleeving not impregnated: SILIGAINÉ® 32P1.

#### Packaging

- Diameters from 0.5 to 4 mm: 200 m rolls.
- Diameters from 5 to 9 mm: 100 m rolls.
- Diameters from 10 to 12 mm: 50 m rolls.
- Diameters from 14 to 25 mm: 25 m rolls.
  - Other packaging: contact us.

#### Characteristics

##### General

- Temperature in continuous working: up to +130°C.
- Good resistance to freon gas.
- Good resistance to oils, alcohols and solvents.
- Compatible with most impregnation varnishes.
- Excellent mechanical strength.

##### Electrical

- Dielectric strength (dry): 0.8 to 1.2 kV.

#### Standard products

- Colour: white.

#### INTERNAL DIAMETER

#### 22P1

Nominal value (mm)	Tolerance (mm)	Approximate wall thickness (mm)	Approximate linear weight (kg/km)
0.5	± 0.25	0.30	1.4
0.8	± 0.25	0.30	1.7
1	± 0.25	0.30	1.8
1.5	± 0.25	0.30	2.0
2	± 0.25	0.30	2.6
2.5	± 0.25	0.30	3.0
3	± 0.50	0.30	3.5
4	± 0.50	0.30	4.2
5	± 0.50	0.50	8.0
6	± 0.50	0.50	10
7	± 0.50	0.50	12
8	± 0.50	0.50	15
9	± 0.50	0.50	18
10	± 0.50	0.50	20
12	± 1.0	0.70	24
14	± 1.0	0.70	30
16	± 1.0	0.70	34
18	± 1.0	0.70	41
20	± 1.0	0.90	47
25	± 1.0	0.90	66

\*Standards: our products comply with all or part of the requirements of standards quoted; contact us.

For this product, please contact:

OMERIN division principale

Zone Industrielle - F 63600 Ambert

Tel. +33 (0)4 73 82 50 00 - Fax +33 (0)4 73 82 50 10

omerin@omerin.com

OMERIN division silisol

BP 87 - ZI du Devey - F 42000 Saint-Etienne

Tel. +33 (0)4 77 81 36 00 - Fax +33 (0)4 77 81 37 00

silisol@omerin.com

[www.omerin.com](http://www.omerin.com)

The information provided in this technical data sheet is indicative and may be modified without prior notice, laying, wiring and electrical conditions and the environment of the cable can not be fully considered in our studies. In no way the company OMERIN shall be held responsible for any incidents in the case of inappropriate uses, particularly in the case of wiring conditions that do not respect the good practice and the standards in force.

For an optimum use of the cables produced by our company, we recommend testing in real conditions. Our sales department is available for a possible provision of samples, and/or for the conditions of a complete study in our laboratories.

® Registered trademark of the OMERIN Group. Drawings and photos are not contractual. Reproduction is prohibited without the prior agreement of OMERIN.

**omerin**  
LES CABLES DE L'EXTREME

## BRAIDED INSULATING SLEEVINGS

**SILIGAINÉ® TN****-50 °C to +150 °C**BRAIDED EXPANDABLE SLEEVING  
IN SINGLE-FILAMENT POLYESTER**Standards\***

- IEC 60684-1 and 60684-2.
- IEC 60684-3 parts 340 to 342.

**Applications**

- Sheathing of electric cable harnesses
- Protection of assemblies subject to severe mechanical constraints (abrasion, cutting, alternate bendings, doorways, etc.) .

**Options**

- Sleeveings cut to length: contact us.
  - Grey braid: SILIGAINÉ® TG.
- Braid in Rilsan® single-filament braid for improved resistance to abrasion (wire of diameter 0.30 mm): SILIGAINÉ® RN or SILIGAINÉ® RG.
  - Braid resistant to vertical flame (UL 1441-VW-1) in special single-filament polyester: SILIGAINÉ® TN-FR.

**Packaging**

- TN 03 to TN 10: 100 m rolls.
- TN 12 to TN 30: 50 m rolls.
- TN 40 to TN 50: 25 m rolls.



For this product, please contact:

**OMERIN division principale** ✓Zone Industrielle - F 63600 Ambert  
Tel. +33 (0)4 73 82 50 00 - Fax +33 (0)4 73 82 50 10  
omerin@omerin.com**OMERIN division silisol** □BP 87 - ZI du Devey - F 42000 Saint-Etienne  
Tel. +33 (0)4 77 81 36 00 - Fax +33 (0)4 77 81 37 00  
silisol@omerin.com

  
LES CABLES DE L'EXTREME

## OTHER PROTECTIVE SLEEVINGS

**Characteristics****General**

- Continuous operating temperature: - 50 °C to +150 °C.
- Peaks at +220°C.
- Good resistance to oils and common chemical environments.
- Excellent resistance to humidity and mould.
- Excellent resistance to abrasion.
- Expandable sleeveing for easy threading and wide range of overlapping diameters.

**Standard products**

- Colour: black.

**INTERNAL DIAMETER\*\***

Reference	Nominal diameter (mm)	Minimum diameter (mm)	Maximum diameter (mm)	<b>TN</b> Nominal wall thickness (mm)
TN 03	3	1	6	0.4
TN 04	4	2	7	0.4
TN 05	5	3	9	0.4
TN 06	6	4	11	0.4
TN 08	8	5	13	0.4
TN 10	10	6	17	0.4
TN 12	12	8	21	0.4
TN 15	15	10	24	0.4
TN 20	20	13	28	0.4
TN 25	25	14	36	0.4
TN 30	30	17	43	0.4
TN 40	40	25	60	0.4
TN 50	50	35	75	0.4

\*Standards: our products comply with all or part of the requirements of standards quoted; contact us.

\*\*The extra flexibility of this type of sleeveing negates any need to show tolerances on the internal diameter. Rilsan® is an Arkema registered trademark.

**www.omerin.com**

The information provided in this technical data sheet is indicative and may be modified without prior notice, laying, wiring and electrical conditions and the environment of the cable can not be fully considered in our studies. In no way the company OMERIN shall be held responsible for any incidents in the case of inappropriate uses, particularly in the case of wiring conditions that do not respect the good practice and the standards in force.

For an optimum use of the cables produced by our company, we recommend testing in real conditions. Our sales department is available for a possible provision of samples, and/or for the conditions of a complete study in our laboratories.

© Registered trademark of the OMERIN Group. Drawings and photos are not contractual. Reproduction is prohibited without the prior agreement of OMERIN.





## SPECIAL SLEEVINGS AND OVEN SEALS

FT No.	PRODUCT REFERENCE	PAGE
<b>9701</b>	SILIGAIN 33NHO	44
<b>9702</b>	SILITUBE X	45
<b>9703</b>	VEROX	46
<b>9704</b>	SILITUBE S	47

## BRAIDED INSULATING SLEEVINGS

## SPECIAL SLEEVINGS AND OVEN SEALS

# SILIGAINÉ® 33NH0

## -55 °C to +240 °C

EXPANDABLE BRAIDED SLEEVING FOR THIN WALL  
IN META-ARAMID FIBRES,  
WITH WATER AND OIL REPELLENT TREATMENT



### Standards\*

- EN 6049-003.

### Applications

- Protection of wiring harnesses, or any other duct subject to aggressive environments (abrasion, fire, high temperatures, miscellaneous projections, etc.), especially on aircraft.

### Options

- Other diameters: contact us.
- Sleeveings cut to length: contact us.

### Packaging

- Diameters from 2 to 15 mm: 50 m rolls.
- Diameters from 20 to 30 mm: 25 m rolls.

### Characteristics

#### General

- Continuous operating temperature: -55 °C to +240 °C.
- Excellent resistance to thermal shock.
- Unmeltable under high temperature.
- Self-extinguishing.
- Good resistance to fluids (hydrocarbons, solvents, antifreeze, etc.).
- Excellent resistance to radiations (γ rays, X-rays).
- Very good mechanical strength and resistance to abrasion.
- Good flexibility.
- Expandable sleeving for easy threading and wide use range.
- Water and oil repellent treatment.
- Frays slightly when cut.

#### Chemical

- Product guaranteed asbestos free.

### Standard products

- Colour: ivory white (natural).

#### INTERNAL DIAMETER\*\*

#### 33NH0

Nominal value (mm)	Minimum (mm)	Maximum (mm)	Approximate linear weight (kg/km)
2	1	2	2.7
4	2	4	4.0
6	4	8	6.0
8	6	12	10.0
10	8	16	11.0
15	10	20	17.0
20	12	24	22.0
25	15	30	32.5
30	20	40	38.0

\*Standards: our products comply with all or part of the requirements of standards quoted; contact us.

\*\* As these sleeveings are expandable, the internal diameters indicated correspond to a recommended operating range.

For this product, please contact:

OMERIN division principale

Zone Industrielle - F 63600 Ambert

Tel. +33 (0)4 73 82 50 00 - Fax +33 (0)4 73 82 50 10

omerin@omerin.com

OMERIN division silisol

BP 87 - ZI du Devey - F 42000 Saint-Etienne

Tel. +33 (0)4 77 81 36 00 - Fax +33 (0)4 77 81 37 00

silisol@omerin.com

[www.omerin.com](http://www.omerin.com)

The information provided in this technical data sheet is indicative and may be modified without prior notice, laying, wiring and electrical conditions and the environment of the cable can not be fully considered in our studies. In no way the company OMERIN shall be held responsible for any incidents in the case of inappropriate uses, particularly in the case of wiring conditions that do not respect the good practice and the standards in force.

For an optimum use of the cables produced by our company, we recommend testing in real conditions. Our sales department is available for a possible provision of samples, and/or for the conditions of a complete study in our laboratories.

© Registered trademark of the OMERIN Group. Drawings and photos are not contractual. Reproduction is prohibited without the prior agreement of OMERIN.

# SILITUBE® X

## Fireproof sleeving

MINERAL FIBRE BRAIDED SLEEVING,  
COATED WITH SILICONE RUBBER,  
WATERTIGHT AND FIREPROOF



### Standards\*

- Inspired by American aeronautical standards SAE.AS1055 and AS1072.
- IEC 60695-2-10 and IEC 60695-2-11.
- NF EN 45545-2.

### Applications

- Protection and insulation of electric wiring harnesses, water, gas, compressed air or hydraulic fluid pipes, against aggression (presence of flames, projections of melting metals or glass, very high episodic temperatures, steam projections, etc.) in such industries as:
  - Steel industry, foundry, steelworks, glassworks.
  - Chemicals, petrochemical industry.
  - Shipbuilding, railway construction.
- Aeronautical construction, space industry.
  - All aggressive environments.

### Options

- Customised lengths: contact us.

### Packaging

- Packaging upon request: contact us.

### Characteristics

#### General

- Continuous operating temperature: -60 °C to +260 °C.
  - Peaks: 30 min at 800 °C.
  - 15 min at 1100 °C.
  - 1 min at 1500 °C.
- Classification R22-R23 HL1, HL2 and HL3 as per EN 45545-2.
- The thick braid ensures thermal protection.
- The silicone coating ensures episodic resistance to flames and watertightness.
- Excellent flexibility at low temperature: SILITUBE® X does not harden, does not chip off, does not soften.
- Slight swelling when hydrocarbons are present.
- Very good flexibility.

#### Chemical

- Halogen-free.
- Product guaranteed asbestos free.

### Standard products

- Colour : brick red.

#### INTERNAL DIAMETER\*\*

#### SILITUBE® X

SILITUBE® X reference	Nominal value (mm)	Nominal value inch	Nominal wall thickness (mm)	Approximate linear weight (kg/km)
X 8	8	5/16"	4	120
X 10	10	3/8"	4	140
X 13	13	1/2"	4	200
X 16	16	5/8"	4	220
X 19	19	3/4"	4	340
X 22	22	7/8"	4	360
X 25	25	1"	4	380
X 32	32	1" 1/4	4	480
X 38	38	1" 1/2	4	680
X 45	45	1" 3/4	4	720
X 51	51	2"	4	750
X 57	57	2" 1/4	4	1 020
X 64	64	2" 1/2	4	1 280
X 76	76	3"	4	1 700
X 89	89	3" 1/2	4	1 800
X 102	102	4"	4	1 950

\*Standards: our products comply with all or part of the requirements of standards quoted; contact us.

\*\* The flexibility and extra wall thickness of the SILITUBE® X negates the need to indicate tolerances on the internal diameter.

For this product, please contact:

OMERIN division principale

Zone Industrielle - F 63600 Ambert  
Tel. +33 (0)4 73 82 50 00 - Fax +33 (0)4 73 82 50 10  
omerin@omerin.com

OMERIN division silisol

BP 87 - ZI du Devey - F 42000 Saint-Etienne  
Tel. +33 (0)4 77 81 36 00 - Fax +33 (0)4 77 81 37 00  
silisol@omerin.com

[www.omerin.com](http://www.omerin.com)

The information provided in this technical data sheet is indicative and may be modified without prior notice, laying, wiring and electrical conditions and the environment of the cable can not be fully considered in our studies. In no way the company OMERIN shall be held responsible for any incidents in the case of inappropriate uses, particularly in the case of wiring conditions that do not respect the good practice and the standards in force. For an optimum use of the cables produced by our company, we recommend testing in real conditions. Our sales department is available for a possible provision of samples, and/or for the conditions of a complete study in our laboratories.

® Registered trademark of the OMERIN Group. Drawings and photos are not contractual. Reproduction is prohibited without the prior agreement of OMERIN.

## VEROX®

### Characteristics

- Non-combustible.
- Non hygroscopic.
- No apparent ageing.
- Resistant to oils, alcohols and solvents.
- Electric insulations.
- No environmental hazard.

**-20 °C to +500 °C**

*Special Pyrolysis*

Wide range of fascia joints.

**GPAD  
TM-FDV-C**

Wide range of interglass fibreglass seals.

**JHIV1  
JHIV2**

**-100 °C to +1050 °C**

Wide range of fascia joints.

**TM-FDV  
JHIV B • JPLAT**

## Clipping systems

Innovative clipping systems  
adapting to your oven.

For this product, please contact:

OMERIN division principale

Zone Industrielle - F 63600 Ambert

Tel. +33 (0)4 73 82 50 00 - Fax +33 (0)4 73 82 50 10

omerin@omerin.com

OMERIN division silisol

BP 87 - ZI du Devey - F 42000 Saint-Etienne

Tel. +33 (0)4 77 81 36 00 - Fax +33 (0)4 77 81 37 00

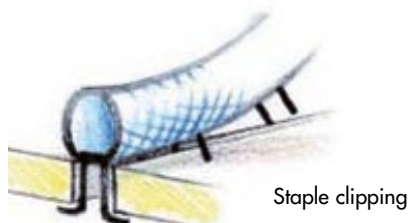
silisol@omerin.com

[www.omerin.com](http://www.omerin.com)

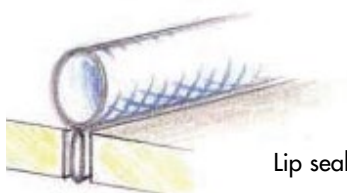
The information provided in this technical data sheet is indicative and may be modified without prior notice, laying, wiring and electrical conditions and the environment of the cable can not be fully considered in our studies. In no way the company OMERIN shall be held responsible for any incidents in the case of inappropriate uses, particularly in the case of wiring conditions that do not respect the good practice and the standards in force.

For an optimum use of the cables produced by our company, we recommend testing in real conditions. Our sales department is available for a possible provision of samples, and/or for the conditions of a complete study in our laboratories.

© Registered trademark of the OMERIN Group. Drawings and photos are not contractual. Reproduction is prohibited without the prior agreement of OMERIN.



Staple clipping



Lip seal



# SILITUBE® S

## -60 °C to +200 °C

SILICONE RUBBER  
EXTRUDED TUBE

### Applications

- Medical, pharmacy, etc.
- Food: all products and drinks, vegetable and animal oils. Can be steam-cleaned.
- Industry: certain aggressive products such as citric and tartaric acids, alcohols, etc.
  - Compressor outlets (industry quality).
    - High temperatures.
- Appreciated for its good flexibility.

### Options

- Other diameters: contact us.
- Other colours: contact us.

### Packaging

- Internal diameters from 0.5 to 3 mm:  
50 m rolls.
- Internal diameters from 4 to 14 mm:  
25 m rolls.
- Internal diameters > 14 mm:  
10 m rolls.

### Characteristics General

- Continuous operating temperature: -60 °C to +200 °C.
- Non toxic, halogen-free.
- Food contact for the translucent version.
- Hardness: 60 shore A.

### Standard products

- Colour: translucent.
- Continuous length.

Internal diameter (mm)	Outside diameter (mm)	Approximate linear weight (kg/km)
0.5	1	0.7
0.5	1.5	1.8
0.5	2	3.4
1	2	2.7
1	3	7.2
1	4	14
2	3	4.5
2	4	11
2	5	19
2	6	29
3	4	6.3
3	5	14
3	6	24
3	7	36
3	8	50
4	5	8.1
4	6	18
4	7	30
4	8	43
4	9	59
4	10	76
5	6	10
5	7	22
5	8	35
5	9	51
5	10	68

Internal diameter (mm)	Outside diameter (mm)	Approximate linear weight (kg/km)
6	8	25
6	9	41
6	10	58
6	11	77
6	12	98
7	9	29
7	10	46
7	11	65
7	12	86
8	10	33
8	11	51
8	12	72
8	14	119
10	12	40
10	14	87
10	16	141
12	14	47
12	16	101
12	17	131
14	16	54
15	21	195
18	24	228
20	24	159
20	27	297
30	35	294
40	50	813

For this product, please contact:

OMERIN division principale   
Zone Industrielle - F 63600 Ambert  
Tel. +33 (0)4 73 82 50 00 - Fax +33 (0)4 73 82 50 10  
omerin@omerin.com


OMERIN division silisol   
BP 87 - ZI du Devey - F 42000 Saint-Étienne  
Tel. +33 (0)4 77 81 36 00 - Fax +33 (0)4 77 81 37 00  
silisol@omerin.com

**omerin**  
LES CABLES DE L'EXTREME

[www.omerin.com](http://www.omerin.com)

The information provided in this technical data sheet is indicative and may be modified without prior notice, laying, wiring and electrical conditions and the environment of the cable can not be fully considered in our studies. In no way the company OMERIN shall be held responsible for any incidents in the case of inappropriate uses, particularly in the case of wiring conditions that do not respect the good practice and the standards in force.  
For an optimum use of the cables produced by our company, we recommend testing in real conditions. Our sales department is available for a possible provision of samples, and/or for the conditions of a complete study in our laboratories.  
© Registered trademark of the OMERIN Group. Drawings and photos are not contractual. Reproduction is prohibited without the prior agreement of OMERIN.







**omerin**  
division principale

Headquarters and division principale  
Zone industrielle - 63600 Ambert - France

Tel. +33 **(0)4 73 82 50 00**

Fax +33 (0)4 73 82 50 10

e-mail: [omerin@omerin.com](mailto:omerin@omerin.com)

**omerin**  
division silisol

division silisol  
B.P. 87 - 11, allée du Couchant Z.I. du Devey  
42010 Saint-Etienne Cedex 2 - France

Tel. +33 **(0)4 77 81 36 00**

Fax +33 (0)4 77 81 37 00

e-mail: [silisol@omerin.com](mailto:silisol@omerin.com)

**[www.omerin.com](http://www.omerin.com)**