



7

MARINE CABLES

**omerin**  
LES CABLES DE L'EXTREME




- The world's leading manufacturer of silicone-insulated wires and cables
- Europe's leading manufacturer of glass-yarn braids
- France's leading manufacturer of fire safety cables

**The Omerin group has been producing electrical cables for extreme conditions since 1959**

**At Omerin, we use our know-how and technology to develop increasingly high-performance products.**

**Our expertise is recognized in over 120 countries.**



Omerin offers a wide range of high-performance products covering a large number of applications in very diverse industries, including the electrothermal construction, electromechanical, chemical, nuclear energy, railway, naval, aeronautical, heavy industry, power plant and other sectors.

Our product range is further extended by varnished, impregnated and treated braided insulating sleeveings, door seals for ovens, fireproof sleeveings, thermocouple, extension and compensation cables as well as industrial braids.

### **Men and women at your service**

The technical expertise of our teams is at your disposal, providing responses and solutions to all your requirements.

Our Methods, Quality and Research and Development Departments work permanently together with the aim of constantly improving our products and processes.

All our staff subscribe to this approach with their involvement and constant self-checking at all stages of production.

#### **List of all the available catalogues:**

**HIGH TEMPERATURE WIRES AND CABLES FOR THE GENERAL MARKET SECTION I: CROSS LINKED ELASTOMERS** 1

**HIGH TEMPERATURE WIRES AND CABLES FOR THE GENERAL MARKET SECTION II: FLUOROPOLYMERS AND THERMOPLASTICS** 2

**HIGH TEMPERATURE WIRES AND CABLES FOR THE GENERAL MARKET SECTION III: COMPOSITE INSULATIONS** 3

**FIRE RESISTANT SAFETY CABLES** 4

**CABLE SOLUTIONS FOR ROLLING STOCK** 5

**CABLES FOR POWER STATIONS AND HIGH-RISK SITES** 6

**MARINE CABLES** 7

**PYROMETRY CABLES** 8

**BRAIDED INSULATING SLEEVINGS** 9

**HIGH TEMPERATURE MEDIUM VOLTAGE POWER CABLES** 10

**PACKAGING AND TECHNICAL DATA**

Ultimately, this catalogue is the result of the passionate endeavours of an entire team, who have displayed great talent in writing it for you.

It is designed to be a simple and concise working tool for you, serving as a reference document that is able to meet the majority of your needs.

This catalogue, as well as ten others from our collection are available on line with real time updates and much more information at


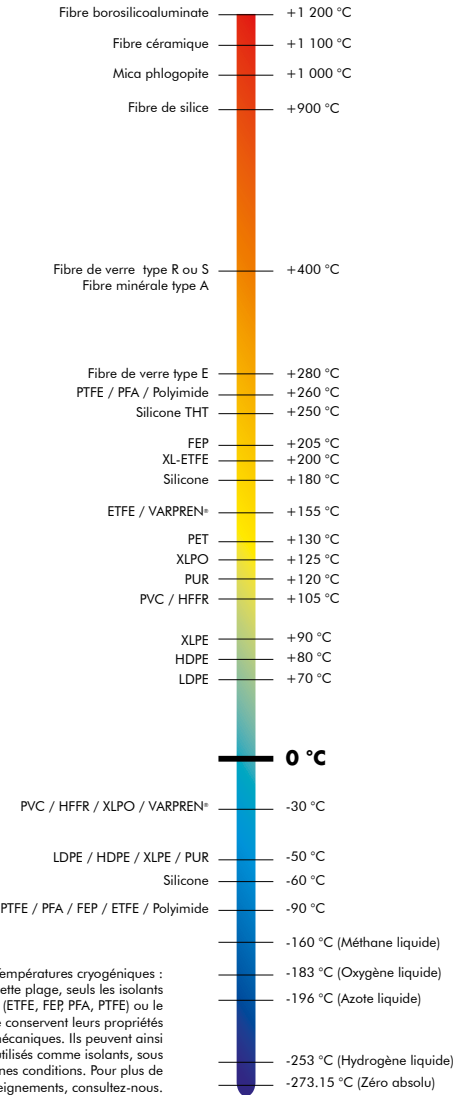
**[www.omerin.com](http://www.omerin.com)**

All the trademarks listed below are registered trademarks of the **OMERIN Group**.

<b>BIO-HABITAT®</b>	Wires and cables for a home without electromagnetic interference
<b>CERAFIL®</b>	Miniature ceramic insulated wires for very high temperatures
<b>COAXRAIL®</b>	Coaxial cables for railway industry
<b>COAXTHERM®</b>	High temperature coaxial cables
<b>COUPLIX®</b>	Pyrometry cables (thermocouples, extension, compensation cables)
<b>DATARAIL®</b>	Data cables for the railway industry
<b>ELECTROAIR®</b>	Aerospace & Defence wires and cables
<b>ENERSYL®</b>	Electrical cables for power station and high risk sites
<b>FLEXBAT®</b>	Extra flexible battery cables
<b>LUMIPLAST®</b>	Wires and cables for lighting systems
<b>METALTRESSE®</b>	High performance metallic braids
<b>MINOROC®</b>	Very high tensile strength synthetic cables
<b>MULTIMAX®</b>	Power, control and instrumentation cables for the marine industry
<b>MULTI-VX®</b>	Hybrid data and power cables
<b>ODIOSIS®</b>	Sound, amplification and loudspeaker cables
<b>OILPLAST®</b>	Cables for industrial environments and intrinsically safe system
<b>OMBILIFLEX®</b>	High performance special multi-function cables
<b>PLASTHERM®</b>	Special thermoplastic insulated wires and cables
<b>POWER CONNECT®</b>	High performance power cords
<b>PROFIPLAST®</b>	Thermoplastic insulated wires and cables
<b>PYRISOL®</b>	Fire resistant power cables for safety circuits
<b>PYRITEL®</b>	Fire resistant communication cables for safety circuits
<b>SILIBOX®</b>	Wire and cables cardboard box packaging system
<b>SILICABLE®</b>	Special high temperature wires and cables
<b>SILICOUL®</b>	Low and medium voltage class H (180°C) power cables
<b>SILIFLAM®</b>	Very high safety cables for extreme temperatures
<b>SILIFLON®</b>	Fluoropolymer insulated high temperature wires and cables
<b>SILIGAINE®</b>	Braided insulating sleeveings
<b>SILIRAD®</b>	Electron beam cross-linked cables
<b>SILITUBE®</b>	Braided or extruded tubes
<b>SOLARPLAST®</b>	Power cables for photovoltaic solar panels
<b>SONDIX®</b>	Platinum resistance temperature sensors connection cables
<b>SPIRFLEX®</b>	High performance spiral cables
<b>TEXALARM®</b>	Cables for safety systems and fire alarms
<b>TS CABLES®</b>	Coaxial and data cables
<b>TS COM 900®</b>	Telephonic cables for very speed reception
<b>TS LAN®</b>	Copper LAN cables
<b>TWINLINK®</b>	High temperature controlled impedance twisted pair cables
<b>TWINPLAST®</b>	Extra flexible cables for battery chargers or jump starters
<b>VARPREN®</b>	Wires and cables with special cross-linked Varpren® insulation
<b>VEROX®</b>	Fiberglass braided seals
<b>VIDEOCOAX®</b>	Analogue and digital video cables



**Thermal classification of insulations**





# Contents

**UNIPOLAR LEAD WIRES,  
0.6/1 KV**

**FT 7101**

*Page 5*

**POWER CABLES, 0.6/1 KV**

**FT 7201 to 7204**

*Pages 6 to 9*

**INSTRUMENTATION AND  
CONTROL CABLES, 150/250 V**

**FT 7301 to 7304**

*Pages 10 to 17*

# Product list

## UNIPOLAR LEAD WIRES, 0.6/1 KV

FT No.	PRODUCT REFERENCE	PAGE
7101	VARPREN MAX.....	5

## POWER CABLES, 0.6/1 KV

FT No.	PRODUCT REFERENCE	PAGE
7201	MULTIMAX CF .....	6
7202	MULTIMAX CF BL.....	7
7203	MULTIMAX CF 331 .....	8
7204	MULTIMAX CF BL 331.....	9

## INSTRUMENTATION AND CONTROL CABLES, 150/250 V

FT No.	PRODUCT REFERENCE	PAGE
7301	MULTIMAX CI .....	10
7302	MULTIMAX CI BL.....	12
7303	MULTIMAX CI 331 .....	14
7304	MULTIMAX CI BL 331 .....	16

# VARPREN® MAX



- 1 • Flexible bare copper core, class 5 as per IEC 60228.
- 2 • Varpren® insulation.

## Approvals - standards

- Fire retardant (NBN EN 60332-3-22) as per IEC 60332-3-22.
- Flame retardant as per IEC 60332-1-2.
  - Halogen free as per IEC 60754-1.
- No smoke corrosiveness as per IEC 60754-2.
  - Low smoke opacity as per IEC 61034-2.
  - Excellent tearing strength as per ISO 34-1.
- ITC and INC complying with the requirements of the UITP document.
- Manufacture and test as per IEC 60092-350.
- DCN approval no. 620315/2003 ING CN.
  - BVM certification.

## Characteristics

- Rated voltage: 600/1000 V.
- Test voltage: 3500 V.
- Continuous operating temperature: -30 °C to +125 °C.
- Maximum core temperature: +90 °C.
- Maximum core temperature in short-circuit: +250 °C.
- Minimum bending radius: 5 x D.

## Standard products

- Separating tape according to cross-sections.

## Applications

- Fixed installation on board ships.

## Markings

OMERIN 332 – VARPREN MAX 0.6/1kV  
<cross-section> 90C IEC 60332-3-22 <year>

## Options

- Flexible tin-plated copper core, class 5 as per IEC 60228.

CORE			INSULATION		
Nominal cross-section (mm²)	Nominal stranding	Max. linear resistance at 20 °C (Ω/km)	Nominal thickness of insulation (mm)	Nominal outside diameter (mm)	Approximate linear weight (kg/km)
0.5	16 x 0.20	39.0	0.7	2.4	11
0.75	24 x 0.20	26.0	0.7	2.6	14
1	32 x 0.20	19.5	0.7	2.8	19
1.5	30 x 0.25	13.3	0.7	3.1	25
2.5	50 x 0.25	7.98	0.7	3.6	35
4	56 x 0.30	4.95	0.7	4.1	45
6	84 x 0.30	3.30	0.7	4.8	58
10	80 x 0.40	1.91	0.7	6.0	130
16	126 x 0.40	1.21	0.7	7.2	220
25	189 x 0.40	0.780	0.9	9.0	330
35	273 x 0.40	0.554	0.9	10.2	370
50	396 x 0.40	0.386	1.0	11.8	500
70	360 x 0.50	0.272	1.1	14.4	730
95	437 x 0.50	0.206	1.1	16.5	970
120	608 x 0.50	0.161	1.2	18.4	1250

For this product, please contact:

OMERIN division principale

Zone Industrielle - F 63600 Ambert  
Tel. +33 (0)4 73 82 50 00 - Fax +33 (0)4 73 82 50 10  
omerin@omerin.com

OMERIN division silisol

BP 87 - ZI du Devey - F 42000 Saint-Etienne  
Tel. +33 (0)4 77 81 36 00 - Fax +33 (0)4 77 81 37 00  
silisol@omerin.com

[www.omerin.com](http://www.omerin.com)

The information provided in this technical data sheet is indicative and may be modified without prior notice, laying, wiring and electrical conditions and the environment of the cable can not be fully considered in our studies. In no way the company OMERIN shall be held responsible for any incidents in the case of inappropriate uses, particularly in the case of wiring conditions that do not respect the good practice and the standards in force.  
For an optimum use of the cables produced by our company, we recommend testing in real conditions. Our sales department is available for a possible provision of samples, and/or for the conditions of a complete study in our laboratories.  
© Registered trademark of the OMERIN Group. Drawings and photos are not contractual. Reproduction is prohibited without the prior agreement of OMERIN.

**omerin**  
LES CABLES DE L'EXTREME

# MULTIMAX® CF



## Characteristics

- Rated voltage: 600/1000 V.
  - Test voltage: 3500 V.
- Continuous operating temperature: -30 °C to +80 °C.
  - Maximum core temperature: +90 °C.
- Maximum core temperature in short-circuit: +250 °C.
- Minimum bending radius: 6 x D.

## Standard products

- Outer sheath: black.
- Colour identification of conductors:
  - > 1 conductor: black.
  - > 2 conductors: blue-brown.
  - > 3 conductors: brown-black-grey or green/yellow-blue-brown.
  - > 4 conductors: blue-brown-black-grey or green/yellow-brown-black-grey.
  - > 5 conductors: blue-brown-black-grey-black or green/yellow-blue-brown-black-grey.
  - > 7 to 37 conductors: numbered conductors.

## Approvals - standards

- Fire retardant (NBN EN 60332-3-22) as per IEC 60332-3-22.
- Flame retardant as per IEC 60332-1-2.
  - Halogen free as per IEC 60754-1.
- No smoke corrosiveness as per IEC 60754-2.
  - Low smoke opacity as per IEC 61034.
  - Dimensions as per IEC 60092-353.
- Manufacture and test as per IEC 60092-350.
  - BVM certification.

## Applications

- Fixed installation on board ships.

## Markings

- OMERIN 332 - MULTIMAX CF 0.6/1kV <cross-section> 90C IEC 60332-3-22 <year>

## Options

- FLEX series (flexible tin-plated copper core, class 5 as per IEC 60228).
- LIGHT sheath (tubed outer sheath).
- Outer sheath in cross-linked HFFR compound, type SHF2 (BVM certification).

For this product, please contact:

OMERIN division principale

Zone Industrielle - F 63600 Ambert  
Tel. +33 (0)4 73 82 50 00 - Fax +33 (0)4 73 82 50 10  
omerin@omerin.com

OMERIN division silisol

BP 87 - ZI du Devay - F 42000 Saint-Etienne  
Tel. +33 (0)4 77 81 36 00 - Fax +33 (0)4 77 81 37 00  
silisol@omerin.com

- 1 • Stranded bare copper core, class 2 as per IEC 60228.
- 2 • Cross-linked polyethylene insulation, type HF XLPE.
- 3 • Outer sheath in cross-linked HFFR compound, type SHF1.

CORE			SHEATH			CORE			SHEATH		
Nominal cross-section (1) (mm²)	Nominal outside diameter (mm)	Approximate linear weight (kg/km)	Nominal cross-section (1) (mm²)	Nominal outside diameter (mm)	Approximate linear weight (kg/km)	Nominal cross-section (1) (mm²)	Nominal outside diameter (mm)	Approximate linear weight (kg/km)	Nominal cross-section (1) (mm²)	Nominal outside diameter (mm)	Approximate linear weight (kg/km)
1x1.0	4.9	32	4 x 1.0	8.8	96	4 x 1.0	8.8	96	4 x 1.0	8.8	96
1x1.5	5.2	39	4 x 1.5	9.8	129	4 x 1.5	9.8	129	4 x 1.5	9.8	129
1x2.5	5.6	51	4 x 2.5	10.8	175	4 x 2.5	10.8	175	4 x 2.5	10.8	175
1x4	6.3	70	4 x 4	14.2	313	4 x 4	14.2	313	4 x 4	14.2	313
1x6	6.9	92	4 x 6	15.7	418	4 x 6	15.7	418	4 x 6	15.7	418
1x10	7.9	131	4 x 10	17.6	593	4 x 10	17.6	593	4 x 10	17.6	593
1x16	8.9	195	4 x 16	20.7	880	4 x 16	20.7	880	4 x 16	20.7	880
1x25	10.3	290	4 x 25	23.5	1286	4 x 25	23.5	1286	4 x 25	23.5	1286
1x35	11.5	390	4 x 35	26.7	1733	4 x 35	26.7	1733	4 x 35	26.7	1733
1x50	12.7	542	4 x 50	29.8	2361	4 x 50	29.8	2361	4 x 50	29.8	2361
1x70	15.5	747	4 x 70	34.9	3256	4 x 70	34.9	3256	4 x 70	34.9	3256
1x95	17.1	988									
1x120	19.1	1259	5 x 1.0	10.0	116	5 x 1.0	10.0	116	5 x 1.0	10.0	116
1x150	21.1	1550	5 x 1.5	10.7	144	5 x 1.5	10.7	144	5 x 1.5	10.7	144
1x185	24.9	1930	5 x 2.5	11.9	201	5 x 2.5	11.9	201	5 x 2.5	11.9	201
1x240(2)	27.6	2560	5 x 4	13.9	296	5 x 4	13.9	296	5 x 4	13.9	296
1x300(2)	30.3	3000	5 x 6	15.9	413	5 x 6	15.9	413	5 x 6	15.9	413
			5 x 10	17.8	604	5 x 10	17.8	604	5 x 10	17.8	604
2x1.0	7.7	72	5 x 16	20.9	919	5 x 16	20.9	919	5 x 16	20.9	919
2x1.5	8.3	88	5 x 25	24.3	1387	5 x 25	24.3	1387	5 x 25	24.3	1387
2x2.5	9.3	119	5 x 35	27.7	1889	5 x 35	27.7	1889	5 x 35	27.7	1889
2x4	12.0	212	5 x 50	31.4	2645	5 x 50	31.4	2645	5 x 50	31.4	2645
2x6	13.2	274									
2x10	15.0	387	7 x 1.0	10.8	148	7 x 1.0	10.8	148	7 x 1.0	10.8	148
2x16	17.5	559	7 x 1.5	11.8	189	7 x 1.5	11.8	189	7 x 1.5	11.8	189
2x25	20.1	808	7 x 2.5	13.1	270	7 x 2.5	13.1	270	7 x 2.5	13.1	270
2x35	22.7	1071	10 x 1.0	13.1	210	10 x 1.0	13.1	210	10 x 1.0	13.1	210
2x50	25.4	1440	10 x 1.5	14.2	269	10 x 1.5	14.2	269	10 x 1.5	14.2	269
2x70	29.4	1959	10 x 2.5	16.7	387	10 x 2.5	16.7	387	10 x 2.5	16.7	387
2x95	33.1	2578	12 x 1.0	14.2	240	12 x 1.0	14.2	240	12 x 1.0	14.2	240
2x120	38.1	3279	12 x 1.5	15.7	320	12 x 1.5	15.7	320	12 x 1.5	15.7	320
2x150	41.3	4013	12 x 2.5	17.2	448	12 x 2.5	17.2	448	12 x 2.5	17.2	448
			14 x 1.0	14.1	271	14 x 1.0	14.1	271	14 x 1.0	14.1	271
3x1.0	8.1	83	14 x 1.5	16.5	363	14 x 1.5	16.5	363	14 x 1.5	16.5	363
3x1.5	8.7	102	14 x 2.5	18.5	519	14 x 2.5	18.5	519	14 x 2.5	18.5	519
3x2.5	9.8	142	19 x 1.0	16.9	360	19 x 1.0	16.9	360	19 x 1.0	16.9	360
3x4	12.7	250	19 x 1.5	18.6	477	19 x 1.5	18.6	477	19 x 1.5	18.6	477
3x6	14.4	344	19 x 2.5	20.6	675	19 x 2.5	20.6	675	19 x 2.5	20.6	675
3x10	16.0	479	24 x 1.0	19.9	455	24 x 1.0	19.9	455	24 x 1.0	19.9	455
3x16	18.6	696	24 x 1.5	21.3	603	24 x 1.5	21.3	603	24 x 1.5	21.3	603
3x25	21.3	1025	24 x 2.5	24.5	864	24 x 2.5	24.5	864	24 x 2.5	24.5	864
3x35	24.2	1376	27 x 1.0	20.3	498	27 x 1.0	20.3	498	27 x 1.0	20.3	498
3x50	27.0	1865	27 x 1.5	22.4	662	27 x 1.5	22.4	662	27 x 1.5	22.4	662
3x70	31.6	2571	27 x 2.5	25.0	953	27 x 2.5	25.0	953	27 x 2.5	25.0	953
3x95	35.3	3373	37 x 1.0	22.9	660	37 x 1.0	22.9	660	37 x 1.0	22.9	660
3x120	40.9	4288	37 x 1.5	25.2	880	37 x 1.5	25.2	880	37 x 1.5	25.2	880
3x150	44.3	5279	37 x 2.5	28.2	1273	37 x 2.5	28.2	1273	37 x 2.5	28.2	1273

(1) Multi-conductor cables with an earth wire are identified by the symbol G in the place of the "x" (ex: 3G 1.5 mm²).

(2) BVM certification.

[www.omerin.com](http://www.omerin.com)

The information provided in this technical data sheet is indicative and may be modified without prior notice, laying, wiring and electrical conditions and the environment of the cable can not be fully considered in our studies. In no way the company OMERIN shall be held responsible for any incidents in the case of inappropriate uses, particularly in the case of wiring conditions that do not respect the good practice and the standards in force. For an optimum use of the cables produced by our company, we recommend testing in real conditions. Our sales department is available for a possible provision of samples, and/or for the conditions of a complete study in our laboratories.

® Registered trademark of the OMERIN Group. Drawings and photos are not contractual. Reproduction is prohibited without the prior agreement of OMERIN.



# MULTIMAX® CF BL



## Characteristics

- Rated voltage: 600/1000 V.
  - Test voltage: 3500 V.
- Continuous operating temperature: -30 °C to +80 °C.
  - Maximum core temperature: +90 °C.
- Maximum core temperature in short-circuit: +250 °C.
- Minimum bending radius: 6 x D.

## Standard products

- Outer sheath: black.
- Colour identification of conductors:
  - > 1 conductor: black.
  - > 2 conductors: blue-brown.
  - > 3 conductors: brown-black-grey or green/yellow-blue-brown.
  - > 4 conductors: blue-brown-black-grey or green/yellow-brown-black-grey.
  - > 5 conductors: blue-brown-black-grey-black or green/yellow-blue-brown-black-grey.
  - > 7 to 37 conductors: numbered conductors.

## Approvals - standards

- Fire retardant (NBN EN 60332-3-22) as per IEC 60332-3-22.
- Flame retardant as per IEC 60332-1-2.
  - Halogen free as per IEC 60754-1.
- No smoke corrosiveness as per IEC 60754-2.
  - Low smoke opacity as per IEC 61034.
  - Dimensions as per IEC 60092-353.
- Manufacture and test as per IEC 60092-350.
  - BVM certification.

## Applications

- Fixed installation on board ships.

## Markings

- OMERIN 332 - MULTIMAX CF BL 0.6/1KV <cross-section> 90C IEC 60332-3-22 <year>

## Options

- FLEX series (flexible tin-plated copper core, class 5 as per IEC 60228 and tin-plated copper braid armour).
- Outer sheath in cross-linked HFFR compound, type SHF2 (BVM certification).

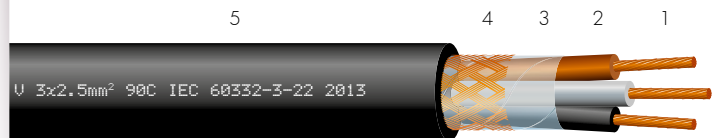
For this product, please contact:

OMERIN division principale

Zone Industrielle - F 63600 Ambert  
Tel. +33 (0)4 73 82 50 00 - Fax +33 (0)4 73 82 50 10  
omerin@omerin.com

OMERIN division silisol

BP 87 - ZI du Devey - F 42000 Saint-Étienne  
Tel. +33 (0)4 77 81 36 00 - Fax +33 (0)4 77 81 37 00  
silisol@omerin.com



- 1 • Stranded bare copper core, class 2 as per IEC 60228.
- 2 • Cross-linked polyethylene insulation, type HF XLPE.
- 3 • Separating tape.
- 4 • Bare copper braid armour.
- 5 • Outer sheath in cross-linked HFFR compound, type SHF1.

CORE			SHEATH			CORE			SHEATH		
Nominal cross-section <sup>(1)</sup> (mm <sup>2</sup> )	Nominal outside diameter (mm)	Approximate linear weight (kg/km)	Nominal cross-section <sup>(1)</sup> (mm <sup>2</sup> )	Nominal outside diameter (mm)	Approximate linear weight (kg/km)	Nominal cross-section <sup>(1)</sup> (mm <sup>2</sup> )	Nominal outside diameter (mm)	Approximate linear weight (kg/km)	Nominal cross-section <sup>(1)</sup> (mm <sup>2</sup> )	Nominal outside diameter (mm)	Approximate linear weight (kg/km)
1x1.0	5.8	55	4 x 1.0	10.1	140	3x1.0	9.4	120	14 x 1.5	18.2	500
1x1.5	6.2	65	4 x 1.5	10.9	170	3x1.5	10.1	140	14 x 2.5	20.1	670
1x2.5	6.6	80	4 x 2.5	12.0	220	3x2.5	10.8	180	19 x 1.0	18.5	490
1x4	7.3	100	4 x 4	13.6	300	3x4	12.7	250	19 x 1.5	20.2	620
1x6	7.9	120	4 x 6	15.8	440	3x6	14.0	320	19 x 2.5	22.2	840
1x10	9.2	180	4 x 10	17.8	630	3x10	16.2	500	24 x 1.0	21.5	610
1x16	10.2	240	4 x 16	21.0	900	3x16	18.8	710	24 x 1.5	22.4	770
1x25	11.7	350	4 x 25	24.3	1310	3x25	22.2	1030	24 x 2.5	26.1	1060
1x35	12.5	450	4 x 35	27.4	1740	3x35	24.1	1360	27 x 1.0	21.9	650
1x50	14.3	660	4 x 50	31.2	2410	3x50	27.1	1870	27 x 1.5	23.6	840
1x70	16.5	880	4 x 70	36.2	3240	3x70	32.7	2510	27 x 2.5	26.6	1150
1x95	18.7	1130				3x95	36.4	3270	37 x 1.0	24.5	830
1x120	20.7	1400				3x120	41.1	4170	37 x 1.5	26.8	1070
1x150	22.7	1720				3x150	45.1	5120	37 x 2.5	29.8	1490
1x185	26.5	2050									
1x240 <sup>(2)</sup>	29.2	2780									
1x300 <sup>(2)</sup>	31.9	3200									
2x1.0	9.0	105	5 x 1.0	11.0	160						
2x1.5	9.6	120	5 x 1.5	12.0	200						
2x2.5	10.4	150	5 x 2.5	13.1	260						
2x4	12.0	200	5 x 4	15.6	400						
2x6	13.1	250	5 x 6	17.3	520						
2x10	15.9	390	5 x 10	20.2	750						
2x16	17.7	540	5 x 16	23.1	1080						
2x25	20.7	770	5 x 25	26.7	1600						
2x35	23.3	1000	5 x 35	30.1	2130						
2x50	26.3	1350	5 x 50	34.3	2960						
2x70	30.5	1800									
2x95	33.9	2320	7 x 1.0	12.0	200						
2x120	38.3	2980	7 x 1.5	12.8	250						
2x150	42.1	3640	7 x 2.5	14.7	370						
			10 x 1.0	15.5	320						
			10 x 1.5	16.1	390						
			10 x 2.5	18.5	520						
			12 x 1.0	15.9	350						
			12 x 1.5	17.3	440						
			12 x 2.5	19.1	590						
			14 x 1.0	16.6	390						
			14 x 1.5	18.2	500						
			14 x 2.5	20.1	670						
			19 x 1.0	18.5	490						
			19 x 1.5	20.2	620						
			19 x 2.5	22.2	840						
			24 x 1.0	21.5	610						
			24 x 1.5	22.4	770						
			24 x 2.5	26.1	1060						
			27 x 1.0	21.9	650						
			27 x 1.5	23.6	840						
			27 x 2.5	26.6	1150						
			37 x 1.0	24.5	830						
			37 x 1.5	26.8	1070						
			37 x 2.5	29.8	1490						

<sup>(1)</sup> Multi-conductor cables with an earth wire are identified by the symbol G in the place of the "x" (ex: 3G 1.5 mm<sup>2</sup>).

<sup>(2)</sup> BVM certification.

[www.omerin.com](http://www.omerin.com)

The information provided in this technical data sheet is indicative and may be modified without prior notice, laying, wiring and electrical conditions and the environment of the cable can not be fully considered in our studies. In no way the company OMERIN shall be held responsible for any incidents in the case of inappropriate uses, particularly in the case of wiring conditions that do not respect the good practice and the standards in force.

For an optimum use of the cables produced by our company, we recommend testing in real conditions. Our sales department is available for a possible provision of samples, and/or for the conditions of a complete study in our laboratories.

® Registered trademark of the OMERIN Group. Drawings and photos are not contractual. Reproduction is prohibited without the prior agreement of OMERIN.

# MULTIMAX® CF 331

## Characteristics

- Rated voltage: 600/1000 V.
  - Test voltage: 3500 V.
- Continuous operating temperature: -30 °C to +80 °C.
  - Maximum core temperature: +95 °C.
- Maximum core temperature in short-circuit: +250 °C.
- Minimum bending radius: 6 x D.



- Stranded bare copper core, class 2 as per IEC 60228.
- Fire-resistant elastomer insulation.
- Outer sheath in cross-linked HFFR compound, type SHF1.

## Standard products

- Outer sheath: orange.
- Colour identification of conductors:
  - > 1 conductor: black or white.
  - > 2 conductors: blue-brown.
  - > 3 conductors: brown-black-grey or green/yellow-blue-brown.
  - > 4 conductors: blue-brown-black-grey or green/yellow-brown-black-grey.
  - > 5 conductors: blue-brown-black-grey-black or green/yellow-blue-brown-black-grey.
  - > 7 to 37 conductors: numbered conductors.

## Approvals - standards

- Fire-resistant as per IEC 60331-1 or IEC 60331-2: 120 minutes.
  - Fire retardant as per IEC 60332-3-22.
- Flame retardant as per IEC 60332-1-2.
  - Halogen free as per IEC 60754-1.
- No smoke corrosiveness as per IEC 60754-2.
  - Low smoke opacity as per IEC 61034.
  - Dimensions as per IEC 60092-353.
- Manufacture and test as per IEC 60092-350.
  - BVM certification.

## Applications

- Fixed installation on board ships.

## Markings

- OMERIN 332 - MULTIMAX CF 331 0.6/1kV <cross-section> 95C IEC 60331-<1 or 2> (120) IEC 60332-3-22 <year>

## Options

- FLEX series (flexible tin-plated copper core, class 5 as per IEC 60228).
- LIGHT sheath (tubed outer sheath).
- Outer sheath in cross-linked HFFR compound, type SHF2 (BVM certification).

For this product, please contact:

OMERIN division principale

Zone Industrielle - F 63600 Ambert  
Tel. +33 (0)4 73 82 50 00 - Fax +33 (0)4 73 82 50 10  
omerin@omerin.com

OMERIN division silisol

BP 87 - ZI du Devay - F 42000 Saint-Etienne  
Tel. +33 (0)4 77 81 36 00 - Fax +33 (0)4 77 81 37 00  
silisol@omerin.com

### CORE

Nominal cross-section <sup>(1)</sup> (mm <sup>2</sup> )	Nominal outside diameter (mm)	Approximate linear weight (kg/km)
1 x 1.0	5.4	40
1 x 1.5	5.7	50
1 x 2.5	6.1	60
1 x 4	6.7	80
1 x 6	7.3	100
1 x 10	8.4	150
1 x 16	9.6	210
1 x 25	10.8	310
1 x 35	11.9	410
1 x 50	13.9	580
1 x 70	15.3	780
1 x 95	17.6	1040
1 x 120	19.2	1290
1 x 150	21.3	1600
1 x 185	25.2	1980
1 x 240	26.8	2540
1 x 300	31.1	3160
2 x 1.0	8.9	96
2 x 1.5	9.7	118
2 x 2.5	10.6	151
2 x 4	13.0	247
2 x 6	14.2	314
2 x 10	17.1	471
2 x 16	19.1	634
2 x 25	21.9	908
2 x 35	24.3	1173
2 x 50	28.4	1641
2 x 70	31.0	2098
2 x 95	35.5	2793
2 x 120	39.1	3415
2 x 150	43.1	4240

### SHEATH

Nominal cross-section <sup>(1)</sup> (mm <sup>2</sup> )	Nominal outside diameter (mm)	Approximate linear weight (kg/km)
4 x 1.0	10.5	139
4 x 1.5	11.2	168
4 x 2.5	12.4	226
4 x 4	15.5	368
4 x 6	16.9	476
4 x 10	20.0	703
4 x 16	22.8	998
4 x 25	25.9	1441
4 x 35	28.9	1894
4 x 50	33.6	2653
4 x 70	36.8	3459
5 x 1.0	11.4	154
5 x 1.5	12.5	194
5 x 2.5	13.7	256
5 x 4	15.5	355
5 x 6	17.0	462
5 x 10	20.3	713
5 x 16	23.2	1033
5 x 25	26.8	1535
5 x 35	30.0	2048
5 x 50	35.3	2921

### CORE

Nominal cross-section <sup>(1)</sup> (mm <sup>2</sup> )	Nominal outside diameter (mm)	Approximate linear weight (kg/km)
7 x 1.0	12.7	204
7 x 1.5	13.5	251
7 x 2.5	15.1	342
10 x 1.0	15.6	293
10 x 1.5	16.5	360
10 x 2.5	18.7	491
12 x 1.0	16.8	336
12 x 1.5	18.0	423
12 x 2.5	20.2	568
14 x 1.0	17.7	380
14 x 1.5	19.2	480
14 x 2.5	21.4	658
19 x 1.0	19.9	499
19 x 1.5	21.6	632
19 x 2.5	24.0	868
24 x 1.0	23.4	630
24 x 1.5	25.4	797
24 x 2.5	28.3	1095
27 x 1.0	24.1	703
27 x 1.5	25.9	877
27 x 2.5	28.9	1209
37 x 1.0	27.2	932
37 x 1.5	29.5	1182
37 x 2.5	32.8	1630

<sup>(1)</sup> Multi-conductor cables with an earth wire are identified by the symbol G in the place of the "x" (ex: 3G 1.5 mm<sup>2</sup>).

[www.omerin.com](http://www.omerin.com)

The information provided in this technical data sheet is indicative and may be modified without prior notice, laying, wiring and electrical conditions and the environment of the cable can not be fully considered in our studies. In no way the company OMERIN shall be held responsible for any incidents in the case of inappropriate uses, particularly in the case of wiring conditions that do not respect the good practice and the standards in force. For an optimum use of the cables produced by our company, we recommend testing in real conditions. Our sales department is available for a possible provision of samples, and/or for the conditions of a complete study in our laboratories.

® Registered trademark of the OMERIN Group. Drawings and photos are not contractual. Reproduction is prohibited without the prior agreement of OMERIN.

# MULTIMAX® CF BL 331



## Characteristics

- Rated voltage: 600/1000 V.
  - Test voltage: 3500 V.
- Continuous operating temperature: -30 °C to +80 °C.
  - Maximum core temperature: +95 °C.
- Maximum core temperature in short-circuit: +250 °C.
- Minimum bending radius: 6 x D.

## Standard products

- Outer sheath: orange.
- Colour identification of conductors:
  - > 1 conductor: black or white.
  - > 2 conductors: blue-brown.
  - > 3 conductors: brown-black-grey or green/yellow-blue-brown.
  - > 4 conductors: blue-brown-black-grey or green/yellow-brown-black-grey.
  - > 5 conductors: blue-brown-black-grey-black or green/yellow-blue-brown-black-grey.
  - > 7 to 37 conductors: numbered conductors.

## Approvals - standards

- Fire-resistant as per IEC 60331-1 or IEC 60331-2: 120 minutes.
- Fire retardant as per IEC 60332-3-22.
- Flame retardant as per IEC 60332-1-2.
  - Halogen free as per IEC 60754-1.
- No smoke corrosiveness as per IEC 60754-2.
  - Low smoke opacity as per IEC 61034.
    - Dimensions as per IEC 60092-353.
- Manufacture and test as per IEC 60092-350.
  - BVM certification.

## Applications

- Fixed installation on board ships.

## Markings

- OMERIN 332 - MULTIMAX CF BL 331 0.6/1kV  
<cross-section> 95C IEC 60331  
<1 or 2> (120) IEC 60332-3-22 <year>

## Options

- FLEX series (flexible tin-plated copper core, class 5 as per IEC 60228 and tin-plated copper braid armour).
- Outer sheath in cross-linked HFFR compound, type SHF2.

For this product, please contact:

OMERIN division principale

Zone Industrielle - F 63600 Ambert  
Tel. +33 (0)4 73 82 50 00 - Fax +33 (0)4 73 82 50 10  
omerin@omerin.com

OMERIN division silisol

BP 87 - ZI du Devey - F 42000 Saint-Étienne  
Tel. +33 (0)4 77 81 36 00 - Fax +33 (0)4 77 81 37 00  
silisol@omerin.com



- Stranded bare copper core, class 2 as per IEC 60228.
- Fire-resistant elastomer insulation.
- Separating tape.
- Bare copper braid armour.
- Outer sheath in cross-linked HFFR compound, type SHF1.

### CORE

Nominal cross-section <sup>(1)</sup> (mm <sup>2</sup> )	Nominal outside diameter (mm)	Approximate linear weight (kg/km)
1 x 1.0	6.5	65
1 x 1.5	6.8	75
1 x 2.5	7.2	90
1 x 4	7.8	110
1 x 6	8.6	140
1 x 10	9.6	190
1 x 16	10.6	250
1 x 25	12.0	360
1 x 35	13.1	470
1 x 50	15.5	690
1 x 70	16.9	890
1 x 95	19.2	1170
1 x 120	20.8	1430
1 x 150	22.9	1750
1 x 185	26.8	2100
1 x 240	29.6	2670
1 x 300	32.7	3280
2 x 1.0	10.1	120
2 x 1.5	10.7	140
2 x 2.5	11.8	180
2 x 4	13.0	220
2 x 6	14.7	310
2 x 10	17.1	420
2 x 16	19.2	570
2 x 25	21.8	800
2 x 35	24.2	1030
2 x 50	28.2	1420
2 x 70	30.8	1840
2 x 95	35.2	2410
2 x 120	39.2	3060
2 x 150	43.2	3730

### SHEATH

Nominal cross-section <sup>(1)</sup> (mm <sup>2</sup> )	Nominal outside diameter (mm)	Approximate linear weight (kg/km)
4 x 1.0	11.7	180
4 x 1.5	12.4	200
4 x 2.5	13.5	260
4 x 4	15.6	380
4 x 6	17.1	480
4 x 10	19.9	680
4 x 16	22.5	950
4 x 25	25.8	1380
4 x 35	28.7	1810
4 x 50	33.2	2510
4 x 70	36.9	3410
5 x 1.0	12.6	200
5 x 1.5	13.5	240
5 x 2.5	15.3	350
5 x 4	17.1	450
5 x 6	18.6	570
5 x 10	21.9	820
5 x 16	24.8	1150
5 x 25	28.4	1690
5 x 35	31.6	2220
5 x 50	36.9	3090
7 x 1.0	14.3	280
7 x 1.5	15.1	330
7 x 2.5	16.6	430
10 x 1.0	17.9	390
10 x 1.5	19.1	470
10 x 2.5	21.1	610
12 x 1.0	18.4	430
12 x 1.5	19.6	530
12 x 2.5	21.4	680
14 x 1.0	19.3	480
14 x 1.5	20.8	590
14 x 2.5	23.0	770
19 x 1.0	21.5	600
19 x 1.5	23.0	740
19 x 2.5	25.6	980
24 x 1.0	25.0	740
24 x 1.5	27.0	920
24 x 2.5	29.9	1220
27 x 1.0	25.7	810
27 x 1.5	27.5	990
27 x 2.5	30.5	1330
37 x 1.0	28.8	1030
37 x 1.5	30.9	1270
37 x 2.5	34.4	1730

<sup>(1)</sup> Multi-conductor cables with an earth wire are identified by the symbol G in the place of the "x" (ex: 3G 1.5 mm<sup>2</sup>).

[www.omerin.com](http://www.omerin.com)

The information provided in this technical data sheet is indicative and may be modified without prior notice, laying, wiring and electrical conditions and the environment of the cable can not be fully considered in our studies. In no way the company OMERIN shall be held responsible for any incidents in the case of inappropriate uses, particularly in the case of wiring conditions that do not respect the good practice and the standards in force. For an optimum use of the cables produced by our company, we recommend testing in real conditions. Our sales department is available for a possible provision of samples, and/or for the conditions of a complete study in our laboratories.

© Registered trademark of the OMERIN Group. Drawings and photos are not contractual. Reproduction is prohibited without the prior agreement of OMERIN.

# MULTIMAX® CI



## Approvals - standards

- Fire retardant as per IEC 60332-3-22.
- Flame retardant as per IEC 60332-1-2.
  - Halogen free as per IEC 60754-1.
- No smoke corrosiveness as per IEC 60754-2.
  - Low smoke opacity as per IEC 61034-2.
- Manufacture and test as per IEC 60092-376 and IEC 60092-350.
  - BVM certification.

## Applications

- Fixed installation on board ships.


## Markings

- OMERIN 332 - MULTIMAX <CI or CI EG or CI EI> 150/250V <cross-section> 90C IEC 60332-3-22 <year>

## Options

- FLEX series (flexible tin-plated copper core, class 5 as per IEC 60092-376).
- Outer sheath in cross-linked HFFR compound, type SHF2 (BVM certification).

## INSTRUMENTATION AND CONTROL CABLES, 150/250 V



- 1 • Stranded bare copper core, class 2 as per IEC 60092-376.
- 2 • Cross-linked polyethylene insulation, type HF XLPE.
- 3 • Electrical shielding: aluminium/PET tape + continuity wire.
- 4 • Separating tape.
- 5 • Outer sheath in cross-linked HFFR compound, type SHF1.

## Characteristics

- Rated voltage: 150/250 V.
- Test voltage: 1500 V.
- Continuous operating temperature: -30 °C to +80 °C.
- Maximum core temperature: +90 °C.
- Maximum core temperature in short-circuit: +250 °C.
- Minimum bending radius: 8 x D.

## Standard products

- Outer sheath: grey.
- Colour identification of conductors:
  - > Multi-conductor: white numbered.
  - > Pair: blue-white numbered.
  - > Triple: blue-white-red numbered.
  - > Quad: blue-white-red-black numbered.

For this product, please contact:

OMERIN division principale

Zone Industrielle - F 63600 Ambert  
Tel. +33 (0)4 73 82 50 00 - Fax +33 (0)4 73 82 50 10  
omerin@omerin.com

OMERIN division silisol

BP 87 - ZI du Devey - F 42000 Saint-Etienne  
Tel. +33 (0)4 77 81 36 00 - Fax +33 (0)4 77 81 37 00  
silisol@omerin.com

**omerin**  
LES CABLES DE L'EXTREME

[www.omerin.com](http://www.omerin.com)

The information provided in this technical data sheet is indicative and may be modified without prior notice, laying, wiring and electrical conditions and the environment of the cable can not be fully considered in our studies. In no way the company OMERIN shall be held responsible for any incidents in the case of inappropriate uses, particularly in the case of wiring conditions that do not respect the good practice and the standards in force.  
For an optimum use of the cables produced by our company, we recommend testing in real conditions. Our sales department is available for a possible provision of samples, and/or for the conditions of a complete study in our laboratories.  
© Registered trademark of the OMERIN Group. Drawings and photos are not contractual. Reproduction is prohibited without the prior agreement of OMERIN.

CORE	SHEATH			
	Nominal cross-section (mm <sup>2</sup> )	Nominal outside diameter (mm)		Approximate linear weight (kg/km)
	EG	EI	EG	EI
1 x 2 x 0.5	6.0		39	
2 x 2 x 0.5 <sup>(1)</sup>	6.7	8.8	66	70
3 x 2 x 0.5	8.8	9.5	83	87
4 x 2 x 0.5	9.8	10.4	102	109
5 x 2 x 0.5	10.6	11.3	124	130
7 x 2 x 0.5	11.5	13.4	157	164
10 x 2 x 0.5	13.8	15.9	224	234
12 x 2 x 0.5	15.1	16.4	254	265
14 x 2 x 0.5	16.1	17.2	288	300
19 x 2 x 0.5	17.9	19.3	372	386
24 x 2 x 0.5	21.0	22.7	471	490
1 x 3 x 0.5	6.2		46	
2 x 3 x 0.5	9.7	9.9	86	90
3 x 3 x 0.5	9.9	10.5	109	117
7 x 3 x 0.5	12.9	13.8	214	222
12 x 3 x 0.5	17.2	18.3	351	364
1 x 4 x 0.5	6.7		56	
3 x 4 x 0.5	12.0	12.0	149	149
7 x 4 x 0.5	16.2	16.2	288	288
1 x 2 x 0.75	6.8		50	
2 x 2 x 0.75 <sup>(1)</sup>	7.7	10.4	89	97
3 x 2 x 0.75	10.4	11.1	116	122
4 x 2 x 0.75	11.4	12.3	144	150
5 x 2 x 0.75	12.5	13.4	172	180
7 x 2 x 0.75	13.6	15.8	222	230
10 x 2 x 0.75	16.6	19.0	317	331
12 x 2 x 0.75	18.3	19.6	363	377
14 x 2 x 0.75	19.1	20.6	412	428
19 x 2 x 0.75	21.6	23.1	536	555
24 x 2 x 0.75	25.3	27.4	681	708
1 x 3 x 0.75	7.2		62	
2 x 3 x 0.75	10.9	11.5	120	126
3 x 3 x 0.75	11.5	12.4	155	162
7 x 3 x 0.75	15.5	16.5	306	316
12 x 3 x 0.75	20.5	22.1	506	523
1 x 4 x 0.75	7.6		76	
3 x 4 x 0.75	14.3	14.3	208	208
7 x 4 x 0.75	19.3	19.3	413	413
1 x 2 x 1	7.1		58	
2 x 2 x 1 <sup>(1)</sup>	8.2	11.1	108	114
3 x 2 x 1	11.1	11.8	139	145
4 x 2 x 1	12.1	13.1	173	180
5 x 2 x 1	13.4	14.3	208	217
7 x 2 x 1	14.6	15.9	270	280
10 x 2 x 1	19.0	20.4	387	403
12 x 2 x 1	19.7	21.1	445	462
14 x 2 x 1	20.7	22.3	507	525
19 x 2 x 1	23.2	25.1	662	685
24 x 2 x 1	27.3	29.5	842	873
1 x 3 x 1	7.5		73	
2 x 3 x 1	11.6	12.3	143	150
3 x 3 x 1	12.3	13.3	187	195
7 x 3 x 1	18.8	17.7	375	387
12 x 3 x 1	22.3	23.8	625	645
1 x 4 x 1	8.2		90	
3 x 4 x 1	15.4	15.4	252	252
7 x 4 x 1	20.7	20.7	508	508

<sup>(1)</sup>: for the EG cables: assembled as a quad.

CORE	SHEATH			
	Nominal cross-section (mm <sup>2</sup> )	Nominal outside diameter (mm)		Approximate linear weight (kg/km)
	EG	EI	EG	EI
1 x 2 x 1.5	8.1		75	
2 x 2 x 1.5 <sup>(1)</sup>	9.5	12.9	143	150
3 x 2 x 1.5	12.9	13.8	186	194
4 x 2 x 1.5	14.1	15.4	234	243
5 x 2 x 1.5	15.7	16.8	283	294
7 x 2 x 1.5	17.1	18.5	370	384
10 x 2 x 1.5	21.0	23.8	534	555
12 x 2 x 1.5	22.9	24.8	616	638
14 x 2 x 1.5	24.3	26.1	704	728
19 x 2 x 1.5	27.3	29.3	924	954
24 x 2 x 1.5	32.1	34.7	1178	1312
1 x 3 x 1.5	8.6		97	
2 x 3 x 1.5	13.5	14.4	192	200
3 x 3 x 1.5	14.4	15.6	255	264
7 x 3 x 1.5	19.4	20.7	520	536
12 x 3 x 1.5	26.0	28.0	872	898
1 x 4 x 1.5	9.5		120	
3 x 4 x 1.5	18.2	18.2	344	344
7 x 4 x 1.5	24.4	24.4	705	705
2 x 0.5	5.8		39	
3 x 0.5	6.1		47	
4 x 0.5	6.6		56	
5 x 0.5	7.1		65	
7 x 0.5	7.6		82	
10 x 0.5	9.7		115	
12 x 0.5	10.0		130	
14 x 0.5	10.4		145	
19 x 0.5	11.5		190	
24 x 0.5	13.5		239	
27 x 0.5	13.8		261	
37 x 0.5	15.6		341	
2 x 0.75	6.5		50	
3 x 0.75	6.8		61	
4 x 0.75	7.5		75	
5 x 0.75	8.2		89	
7 x 0.75	8.9		113	
10 x 0.75	11.0		157	
12 x 0.75	11.3		186	
14 x 0.75	12.4		210	
19 x 0.75	13.7		271	
24 x 0.75	16.2		342	
27 x 0.75	16.5		375	
37 x 0.75	18.6		494	
2 x 1	7.0		57	
3 x 1	7.4		72	
4 x 1	8.0		89	
5 x 1	8.8		107	
7 x 1	9.7		137	
10 x 1	12.1		190	
12 x 1	12.7		226	
14 x 1	13.3		250	
19 x 1	14.7		334	
24 x 1	17.4		421	
27 x 1	17.8		463	
37 x 1	20.0		612	
2 x 1.5	7.8		75	
3 x 1.5	8.5		96	
4 x 1.5	9.4		120	
5 x 1.5	10.2		146	
7 x 1.5	11.1		190	
10 x 1.5	14.1		262	
12 x 1.5	14.6		311	
14 x 1.5	15.6		350	
19 x 1.5	17.3		463	
24 x 1.5	20.3		586	
27 x 1.5	20.7		645	
37 x 1.5	23.4		857	



# MULTIMAX® CI BL



## Approvals - standards

- Fire retardant as per IEC 60332-3-22.
- Flame retardant as per IEC 60332-1-2.
  - Halogen free as per IEC 60754-1.
- No smoke corrosiveness as per IEC 60754-2.
  - Low smoke opacity as per IEC 61034-2.
- Manufacture and test as per IEC 60092-376 and IEC 60092-350.
  - BVM certification.

## Applications

- Fixed installation on board ships.


## Markings

- OMERIN 332 - MULTIMAX <CI BL or CI BL EG or CI BL EI> 150/250V <cross-section> 90C IEC 60332-3-22 <year>

## Options

- FLEX series (flexible tin-plated copper core, class 5 as per IEC 60092-376 and tin-plated copper braid armour).
- Outer sheath in cross-linked HFFR compound, type SHF2 (BVM certification).

## INSTRUMENTATION AND CONTROL CABLES, 150/250 V



- 1 • Stranded bare copper core, class 2 as per IEC 60092-376.
- 2 • Cross-linked polyethylene insulation, type HF XLPE.
- 3 • Electrical shielding: aluminium/PET tape + continuity wire.
- 4 • Separating tape.
- 5 • Bare copper braid armour (EG and EI with continuity wire).
- 6 • Outer sheath in cross-linked HFFR compound, type SHF1.

## Characteristics

- Rated voltage: 150/250 V.
- Test voltage: 1500 V.
- Continuous operating temperature: -30 °C to +80 °C.
- Maximum core temperature: +90 °C.
- Maximum core temperature in short-circuit: +250 °C.
- Minimum bending radius: 8 x D.

## Standard products

- Outer sheath: grey.
- Colour identification of conductors:
  - > Multi-conductor: white numbered.
  - > Pair: blue-white numbered.
  - > Triple: blue-white-red numbered.
  - > Quad: blue-white-red-black numbered.

For this product, please contact:

OMERIN division principale

Zone Industrielle - F 63600 Ambert  
Tel. +33 (0)4 73 82 50 00 - Fax +33 (0)4 73 82 50 10  
omerin@omerin.com

OMERIN division silisol

BP 87 - ZI du Devey - F 42000 Saint-Etienne  
Tel. +33 (0)4 77 81 36 00 - Fax +33 (0)4 77 81 37 00  
silisol@omerin.com

**omerin**  
LES CABLES DE L'EXTREME

[www.omerin.com](http://www.omerin.com)

The information provided in this technical data sheet is indicative and may be modified without prior notice, laying, wiring and electrical conditions and the environment of the cable can not be fully considered in our studies. In no way the company OMERIN shall be held responsible for any incidents in the case of inappropriate uses, particularly in the case of wiring conditions that do not respect the good practice and the standards in force. For an optimum use of the cables produced by our company, we recommend testing in real conditions. Our sales department is available for a possible provision of samples, and/or for the conditions of a complete study in our laboratories.  
© Registered trademark of the OMERIN Group. Drawings and photos are not contractual. Reproduction is prohibited without the prior agreement of OMERIN.

CORE	SHEATH			
	Nominal cross-section (mm <sup>2</sup> )	Nominal outside diameter (mm)		Approximate linear weight (kg/km)
	EG	EI	EG	EI
1 x 2 x 0.5	6.6		65	
2 x 2 x 0.5 <sup>(1)</sup>	7.4	9.8	107	114
3 x 2 x 0.5	9.7	10.3	126	136
4 x 2 x 0.5	10.4	12.0	152	161
5 x 2 x 0.5	11.3	12.5	177	187
7 x 2 x 0.5	12.4	13.2	216	227
10 x 2 x 0.5	16.0	17.1	339	358
12 x 2 x 0.5	16.5	17.6	374	394
14 x 2 x 0.5	17.2	18.6	414	436
19 x 2 x 0.5	19.2	20.5	513	539
24 x 2 x 0.5	22.3	24.1	639	671
1 x 3 x 0.5	6.9		75	
2 x 3 x 0.5	10.1	10.7	132	142
3 x 3 x 0.5	10.6	11.3	161	169
7 x 3 x 0.5	13.6	14.6	315	330
12 x 3 x 0.5	18.5	19.7	486	509
1 x 4 x 0.5	7.4		87	
3 x 4 x 0.5	12.9	13.0	211	211
7 x 4 x 0.5	17.3	17.4	415	415
1 x 2 x 0.75	7.6		81	
2 x 2 x 0.75 <sup>(1)</sup>	8.4	11.3	141	149
3 x 2 x 0.75	11.1	12.1	168	178
4 x 2 x 0.75	13.0	13.6	201	212
5 x 2 x 0.75	13.2	14.2	236	284
7 x 2 x 0.75	15.1	17.4	328	345
10 x 2 x 0.75	18.0	19.0	456	480
12 x 2 x 0.75	19.4	21.0	507	533
14 x 2 x 0.75	20.3	22.0	564	592
19 x 2 x 0.75	22.7	24.5	707	740
24 x 2 x 0.75	26.6	28.6	884	927
1 x 3 x 0.75	7.8		96	
2 x 3 x 0.75	11.6	12.5	175	185
3 x 3 x 0.75	12.4	13.2	214	225
7 x 3 x 0.75	16.6	17.9	426	445
12 x 3 x 0.75	21.8	23.3	669	699
1 x 4 x 0.75	8.4		113	
3 x 4 x 0.75	15.7	15.8	321	321
7 x 4 x 0.75	20.4	20.5	565	565
1 x 2 x 1	7.8		92	
2 x 2 x 1 <sup>(1)</sup>	9.1	11.9	161	171
3 x 2 x 1	11.8	12.8	195	206
4 x 2 x 1	13.0	13.9	235	282
5 x 2 x 1	14.1	15.8	313	329
7 x 2 x 1	16.0	17.1	385	404
10 x 2 x 1	20.1	21.8	538	565
12 x 2 x 1	20.8	22.5	601	630
14 x 2 x 1	22.0	23.5	672	703
19 x 2 x 1	24.5	26.3	847	885
24 x 2 x 1	28.6	30.9	1063	1111
1 x 3 x 1	8.3		110	
2 x 3 x 1	12.5	13.3	203	213
3 x 3 x 1	13.2	14.1	251	298
7 x 3 x 1	17.7	19.1	506	527
12 x 3 x 1	23.4	25.2	802	835
1 x 4 x 1	9.1		130	
3 x 4 x 1	16.7	16.8	374	374
7 x 4 x 1	22.0	22.1	673	673

<sup>(1)</sup>: for the EG cables: assembled as a quad.

CORE	SHEATH			
	Nominal cross-section (mm <sup>2</sup> )	Nominal outside diameter (mm)		Approximate linear weight (kg/km)
	EG	EI	EG	EI
1 x 2 x 1.5	9.0		115	
2 x 2 x 1.5 <sup>(1)</sup>	10.2	13.7	205	251
3 x 2 x 1.5	13.6	15.2	286	302
4 x 2 x 1.5	15.5	16.6	345	363
5 x 2 x 1.5	16.8	18.2	406	426
7 x 2 x 1.5	18.4	21.2	505	529
10 x 2 x 1.5	23.5	25.2	711	746
12 x 2 x 1.5	24.2	26.0	799	836
14 x 2 x 1.5	25.4	27.5	898	938
19 x 2 x 1.5	28.4	30.7	1142	1190
24 x 2 x 1.5	33.4	36.1	1438	1595
1 x 3 x 1.5	9.7		139	
2 x 3 x 1.5	14.2	15.9	297	313
3 x 3 x 1.5	15.8	16.8	368	385
7 x 3 x 1.5	20.7	22.1	673	700
12 x 3 x 1.5	27.3	29.2	1081	1123
1 x 4 x 1.5	10.2		170	
3 x 4 x 1.5	19.3	19.4	486	486
7 x 4 x 1.5	25.5	25.6	900	900
2 x 0.5	6.6		65	
3 x 0.5	6.9		75	
4 x 0.5	7.4		87	
5 x 0.5	7.9		100	
7 x 0.5	8.5		120	
10 x 0.5	10.5		169	
12 x 0.5	10.8		183	
14 x 0.5	11.2		205	
19 x 0.5	12.6		250	
24 x 0.5	14.3		346	
27 x 0.5	15.3		371	
37 x 0.5	16.8		464	
2 x 0.75	7.4		81	
3 x 0.75	7.9		96	
4 x 0.75	8.4		113	
5 x 0.75	9.2		131	
7 x 0.75	9.9		159	
10 x 0.75	12.3		228	
12 x 0.75	12.5		247	
14 x 0.75	13.2		280	
19 x 0.75	15.1		380	
24 x 0.75	17.4		471	
27 x 0.75	17.9		507	
37 x 0.75	19.8		642	
2 x 1	7.8		92	
3 x 1	8.3		110	
4 x 1	9.1		130	
5 x 1	9.8		152	
7 x 1	10.5		189	
10 x 1	12.4		265	
12 x 1	13.5		326	
14 x 1	14.1		330	
19 x 1	16.2		451	
24 x 1	18.8		561	
27 x 1	19.2		606	
37 x 1	21.4		773	
2 x 1.5	8.9		115	
3 x 1.5	9.4		139	
4 x 1.5	10.2		170	
5 x 1.5	11.0		199	
7 x 1.5	12.1		247	
10 x 1.5	15.6		390	
12 x 1.5	16.1		427	
14 x 1.5	16.8		490	
19 x 1.5	18.7		601	
24 x 1.5	21.7		749	
27 x 1.5	22.1		813	
37 x 1.5	24.8		1046	

# MULTIMAX® CI 331



## Approvals - standards

- Fire-resistant as per IEC 60331-1 or IEC 60331-2: 120 minutes.
- Fire retardant as per IEC 60332-3-22.
- Flame retardant as per IEC 60332-1-2.
  - Halogen free as per IEC 60754-1.
- No smoke corrosiveness as per IEC 60754-2.
  - Low smoke opacity as per IEC 61034-2.
- Manufacture and test as per IEC 60092-376 and IEC 60092-350.
  - BVM certification.

## Applications

- Fixed installation on board ships.

## Markings

- OMERIN 332 - MULTIMAX <CI 331 or CI 331 EG or CI 331 EI> 150/250V <cross-section> 95C IEC 60331-<1 or 2>(120) IEC 60332-3-22 <year>

## Options

- FLEX series (flexible tin-plated copper core, class 5 as per IEC 60092-376).
- Outer sheath in cross-linked HFFR compound, type SHF2.

## INSTRUMENTATION AND CONTROL CABLES, 150/250 V



MULTIMAX CI 331: multi-conductor



MULTIMAX CI 331 EG: general screen



MULTIMAX CI 331 EI: individual screen

- 1 • Stranded bare copper core, class 2 as per IEC 60092-376.
- 2 • Fire-resistant elastomer insulation.
- 3 • Electrical shielding: aluminium/PET tape + continuity wire.
- 4 • Separating tape.
- 5 • Outer sheath in cross-linked HFFR compound, type SHF1.

## Characteristics

- Rated voltage: 150/250 V.
- Test voltage: 1500 V.
- Continuous operating temperature: -30 °C to +80 °C.
- Maximum core temperature: +95 °C.
- Maximum core temperature in short-circuit: +250 °C.
- Minimum bending radius: 8 x D.

## Standard products

- Outer sheath: orange.
- Colour identification of conductors:
  - > Multi-conductor: white numbered.
  - > Pair: blue-white numbered.
  - > Triple: blue-white-red numbered.
  - > Quad: blue-white-red-black numbered.

For this product, please contact:

OMERIN division principale

Zone Industrielle - F 63600 Ambert  
Tel. +33 (0)4 73 82 50 00 - Fax +33 (0)4 73 82 50 10  
omerin@omerin.com

OMERIN division silisol

BP 87 - ZI du Devey - F 42000 Saint-Etienne  
Tel. +33 (0)4 77 81 36 00 - Fax +33 (0)4 77 81 37 00  
silisol@omerin.com

**omerin**  
LES CABLES DE L'EXTREME

[www.omerin.com](http://www.omerin.com)

The information provided in this technical data sheet is indicative and may be modified without prior notice, laying, wiring and electrical conditions and the environment of the cable can not be fully considered in our studies. In no way the company OMERIN shall be held responsible for any incidents in the case of inappropriate uses, particularly in the case of wiring conditions that do not respect the good practice and the standards in force. For an optimum use of the cables produced by our company, we recommend testing in real conditions. Our sales department is available for a possible provision of samples, and/or for the conditions of a complete study in our laboratories.  
© Registered trademark of the OMERIN Group. Drawings and photos are not contractual. Reproduction is prohibited without the prior agreement of OMERIN.

CORE	SHEATH			
	Nominal cross-section (mm <sup>2</sup> )	Nominal outside diameter (mm)		Approximate linear weight (kg/km)
	EG	EI	EG	EI
1 x 2 x 0.5	6.9		46	
2 x 2 x 0.5 <sup>(1)</sup>	7.9	10.8	82	89
3 x 2 x 0.5	10.7	11.4	105	110
4 x 2 x 0.5	11.7	12.7	128	135
5 x 2 x 0.5	13.0	13.9	153	161
7 x 2 x 0.5	14.1	15.1	194	203
10 x 2 x 0.5	18.2	19.7	279	292
12 x 2 x 0.5	19.0	20.3	316	331
14 x 2 x 0.5	19.9	21.4	358	374
19 x 2 x 0.5	22.4	24.0	463	482
24 x 2 x 0.5	26.3	28.5	589	615
1 x 3 x 0.5	7.3		56	
2 x 3 x 0.5	11.2	11.9	109	114
3 x 3 x 0.5	11.9	12.9	138	144
7 x 3 x 0.5	16.1	17.1	265	275
12 x 3 x 0.5	21.3	22.9	437	454
1 x 4 x 0.5	7.9		68	
3 x 4 x 0.5	14.8	14.8	185	185
7 x 4 x 0.5	20.0	20.0	359	359
1 x 2 x 0.75	7.3		54	
2 x 2 x 0.75 <sup>(1)</sup>	8.5	11.5	100	106
3 x 2 x 0.75	11.5	12.2	127	133
4 x 2 x 0.75	12.7	13.6	157	164
5 x 2 x 0.75	13.9	14.8	188	197
7 x 2 x 0.75	15.3	16.5	242	252
10 x 2 x 0.75	19.7	21.1	348	364
12 x 2 x 0.75	20.4	22.0	397	414
14 x 2 x 0.75	21.4	23.1	452	470
19 x 2 x 0.75	24.0	26.0	587	609
24 x 2 x 0.75	28.5	30.6	748	778
1 x 3 x 0.75	7.7		67	
2 x 3 x 0.75	12.0	13.0	131	138
3 x 3 x 0.75	12.9	13.8	170	177
7 x 3 x 0.75	17.2	18.3	334	346
12 x 3 x 0.75	23.0	24.8	554	574
1 x 4 x 0.75	8.5		82	
3 x 4 x 0.75	16.2	16.2	228	228
7 x 4 x 0.75	21.5	21.5	452	452
1 x 2 x 1	7.6		62	
2 x 2 x 1 <sup>(1)</sup>	8.8	12.3	117	124
3 x 2 x 1	12.0	13.0	150	157
4 x 2 x 1	13.3	14.2	187	195
5 x 2 x 1	14.5	15.8	225	235
7 x 2 x 1	16.1	17.3	292	303
10 x 2 x 1	20.7	22.4	420	438
12 x 2 x 1	21.4	23.1	482	501
14 x 2 x 1	22.7	24.3	549	570
19 x 2 x 1	25.4	27.3	717	742
24 x 2 x 1	30.0	32.4	913	948
1 x 3 x 1	8.0		79	
2 x 3 x 1	12.8	13.6	155	162
3 x 3 x 1	13.6	14.4	203	211
7 x 3 x 1	18.0	19.4	406	419
12 x 3 x 1	24.2	26.1	676	699
1 x 4 x 1	8.8		97	
3 x 4 x 1	17.0	17.0	273	273
7 x 4 x 1	22.7	22.7	550	550

<sup>(1)</sup>: for the EG cables: assembled as a quad.

CORE	SHEATH			
	Nominal cross-section (mm <sup>2</sup> )	Nominal outside diameter (mm)		Approximate linear weight (kg/km)
	EG	EI	EG	EI
1 x 2 x 1.5	8.6		81	
2 x 2 x 1.5 <sup>(1)</sup>	10.1	13.8	156	164
3 x 2 x 1.5	13.8	14.7	202	211
4 x 2 x 1.5	15.4	16.5	254	265
5 x 2 x 1.5	16.8	18.0	308	320
7 x 2 x 1.5	18.6	19.9	402	417
10 x 2 x 1.5	23.8	25.8	581	605
12 x 2 x 1.5	24.8	26.7	670	695
14 x 2 x 1.5	26.1	28.2	765	793
19 x 2 x 1.5	29.3	31.7	1004	1038
24 x 2 x 1.5	34.8	37.6	1281	1328
1 x 3 x 1.5	9.1		105	
2 x 3 x 1.5	14.5	15.7	209	218
3 x 3 x 1.5	15.7	16.7	276	287
7 x 3 x 1.5	20.8	22.4	564	582
12 x 3 x 1.5	28.1	30.3	947	977
1 x 4 x 1.5	10.1		130	
3 x 4 x 1.5	19.5	19.5	374	374
7 x 4 x 1.5	26.2	26.2	766	766
2 x 0.5	6.8		46	
3 x 0.5	7.2		56	
4 x 0.5	7.8		66	
5 x 0.5	8.5		79	
7 x 0.5	9.2		100	
10 x 0.5	11.7		140	
12 x 0.5	12.1		163	
14 x 0.5	12.8		190	
19 x 0.5	14.2		235	
24 x 0.5	16.8		296	
27 x 0.5	17.1		323	
37 x 0.5	19.3		422	
2 x 0.75	7.2		53	
3 x 0.75	7.6		66	
4 x 0.75	8.2		81	
5 x 0.75	9.1		97	
7 x 0.75	10.0		124	
10 x 0.75	12.7		183	
12 x 0.75	13.1		203	
14 x 0.75	13.7		230	
19 x 0.75	15.3		296	
24 x 0.75	18.0		374	
27 x 0.75	18.4		410	
37 x 0.75	20.7		539	
2 x 1	7.4		62	
3 x 1	7.9		78	
4 x 1	8.7		96	
5 x 1	9.7		115	
7 x 1	10.5		151	
10 x 1	13.3		213	
12 x 1	13.7		244	
14 x 1	14.4		275	
19 x 1	16.3		360	
24 x 1	19.1		456	
27 x 1	19.5		500	
37 x 1	22.0		661	
2 x 1.5	8.3		81	
3 x 1.5	9.0		104	
4 x 1.5	9.8		129	
5 x 1.5	10.9		158	
7 x 1.5	11.8		205	
10 x 1.5	15.0		293	
12 x 1.5	15.4		337	
14 x 1.5	16.7		380	
19 x 1.5	18.6		501	
24 x 1.5	22.0		635	
27 x 1.5	22.5		699	
37 x 1.5	25.3		929	

# MULTIMAX® CI BL 331



## Approvals - standards

- Fire-resistant as per IEC 60331-1 or IEC 60331-2: 120 minutes.
- Fire retardant as per IEC 60332-3-22.
- Flame retardant as per IEC 60332-1-2.
  - Halogen free as per IEC 60754-1.
- No smoke corrosiveness as per IEC 60754-2.
  - Low smoke opacity as per IEC 61034-2.
- Manufacture and test as per IEC 60092-376 and IEC 60092-350.
  - BVM certification.

## Applications

- Fixed installation on board ships.

## Markings

- OMERIN 332 - MULTIMAX <CI BL 331 or CI BL 331 EG or CI BL 331 EI> 150/250V <cross-section> 95C IEC 60331-<1 or 2>(120) IEC 60332-3-22 <year>

## Options

- FLEX series (flexible tin-plated copper core, class 5 as per IEC 60092-376 and tin-plated copper braid armour).
- Outer sheath in cross-linked HFFR compound, type SHF2.



MULTIMAX CI BL 331: multi-conductor



MULTIMAX CI BL 331 EG: general screen



MULTIMAX CI BL 331 EI: individual screen

- 1 • Stranded bare copper core, class 2 as per IEC 60092-376.
- 2 • Fire-resistant elastomer insulation.
- 3 • Electrical shielding: aluminium/PET tape + continuity wire.
- 4 • Separating tape.
- 5 • Bare copper braid armour (EG and EI with continuity wire).
- 6 • Outer sheath in cross-linked HFFR compound, type SHF1.

## Characteristics

- Rated voltage: 150/250 V.
- Test voltage: 1500 V.
- Continuous operating temperature: -30 °C to +80 °C.
- Maximum core temperature: +95 °C.
- Maximum core temperature in short-circuit: +250 °C.
- Minimum bending radius: 8 x D.

## Standard products

- Outer sheath: orange.
- Colour identification of conductors:
  - > Multi-conductor: white numbered.
  - > Pair: blue-white numbered.
  - > Triple: blue-white-red numbered.
  - > Quad: blue-white-red-black numbered.

For this product, please contact:

OMERIN division principale

Zone Industrielle - F 63600 Ambert  
Tel. +33 (0)4 73 82 50 00 - Fax +33 (0)4 73 82 50 10  
omerin@omerin.com

OMERIN division silisol

BP 87 - ZI du Devey - F 42000 Saint-Etienne  
Tel. +33 (0)4 77 81 36 00 - Fax +33 (0)4 77 81 37 00  
silisol@omerin.com

**omerin**  
LES CABLES DE L'EXTREME

[www.omerin.com](http://www.omerin.com)

The information provided in this technical data sheet is indicative and may be modified without prior notice, laying, wiring and electrical conditions and the environment of the cable can not be fully considered in our studies. In no way the company OMERIN shall be held responsible for any incidents in the case of inappropriate uses, particularly in the case of wiring conditions that do not respect the good practice and the standards in force. For an optimum use of the cables produced by our company, we recommend testing in real conditions. Our sales department is available for a possible provision of samples, and/or for the conditions of a complete study in our laboratories.

© Registered trademark of the OMERIN Group. Drawings and photos are not contractual. Reproduction is prohibited without the prior agreement of OMERIN.



CORE	SHEATH			
	Nominal cross-section (mm <sup>2</sup> )	Nominal outside diameter (mm)		Approximate linear weight (kg/km)
	EG	EI	EG	EI
1 x 2 x 0.5	7.6		78	
2 x 2 x 0.5 <sup>(1)</sup>	8.7	11.6	133	142
3 x 2 x 0.5	11.4	12.4	157	166
4 x 2 x 0.5	12.6	13.5	186	197
5 x 2 x 0.5	13.7	14.7	217	265
7 x 2 x 0.5	15.5	16.6	301	318
10 x 2 x 0.5	19.5	20.9	417	442
12 x 2 x 0.5	20.1	21.7	460	486
14 x 2 x 0.5	21.0	22.8	510	538
19 x 2 x 0.5	23.5	25.4	633	667
24 x 2 x 0.5	27.6	29.7	792	834
1 x 3 x 0.5	8.0		90	
2 x 3 x 0.5	11.9	12.9	164	173
3 x 3 x 0.5	12.8	13.7	197	207
7 x 3 x 0.5	17.2	18.5	386	405
12 x 3 x 0.5	22.6	24.1	600	629
1 x 4 x 0.5	8.7		105	
3 x 4 x 0.5	16.2	16.3	298	298
7 x 4 x 0.5	21.1	21.2	511	511
1 x 2 x 0.75	8.1		88	
2 x 2 x 0.75 <sup>(1)</sup>	9.3	12.5	153	163
3 x 2 x 0.75	12.4	13.2	183	194
4 x 2 x 0.75	13.5	14.4	220	266
5 x 2 x 0.75	14.6	16.3	293	310
7 x 2 x 0.75	16.5	17.7	357	376
10 x 2 x 0.75	19.2	22.5	498	526
12 x 2 x 0.75	21.7	23.2	553	583
14 x 2 x 0.75	22.1	24.5	616	648
19 x 2 x 0.75	25.3	27.4	772	810
24 x 2 x 0.75	29.6	32.0	968	1016
1 x 3 x 0.75	8.5		104	
2 x 3 x 0.75	12.9	13.8	191	202
3 x 3 x 0.75	13.6	14.6	233	280
7 x 3 x 0.75	18.5	19.7	465	486
12 x 3 x 0.75	24.3	26.0	731	764
1 x 4 x 0.75	9.4		122	
3 x 4 x 0.75	17.3	17.4	350	350
7 x 4 x 0.75	22.8	22.9	618	618
1 x 2 x 1	8.4		99	
2 x 2 x 1 <sup>(1)</sup>	9.7	13.0	174	184
3 x 2 x 1	12.9	13.8	211	256
4 x 2 x 1	14.0	15.7	289	305
5 x 2 x 1	15.9	17.0	338	356
7 x 2 x 1	17.2	19.7	416	437
10 x 2 x 1	22.0	23.6	582	613
12 x 2 x 1	22.7	24.3	650	683
14 x 2 x 1	23.8	25.7	727	762
19 x 2 x 1	26.5	28.7	917	959
24 x 2 x 1	31.3	33.8	1151	1206
1 x 3 x 1	8.8		118	
2 x 3 x 1	13.5	14.4	219	266
3 x 3 x 1	14.3	15.9	307	322
7 x 3 x 1	19.3	20.6	546	570
12 x 3 x 1	25.5	27.3	868	904
1 x 4 x 1	9.7		140	
3 x 4 x 1	18.1	18.2	404	404
7 x 4 x 1	23.8	23.9	728	728

<sup>(1)</sup>: for the EG cables: assembled as a quad.

CORE	SHEATH			
	Nominal cross-section (mm <sup>2</sup> )	Nominal outside diameter (mm)		Approximate linear weight (kg/km)
	EG	EI	EG	EI
1 x 2 x 1.5	9.5		124	
2 x 2 x 1.5 <sup>(1)</sup>	10.9	15.3	256	272
3 x 2 x 1.5	15.1	16.2	310	327
4 x 2 x 1.5	16.5	17.9	374	394
5 x 2 x 1.5	18.1	19.4	440	463
7 x 2 x 1.5	19.8	21.3	548	574
10 x 2 x 1.5	25.1	27.2	772	811
12 x 2 x 1.5	25.9	28.1	868	910
14 x 2 x 1.5	27.4	29.4	975	1020
19 x 2 x 1.5	30.6	33.1	1240	1294
24 x 2 x 1.5	36.1	39.0	1659	1736
1 x 3 x 1.5	9.9		150	
2 x 3 x 1.5	15.9	16.9	322	340
3 x 3 x 1.5	16.8	18.1	398	418
7 x 3 x 1.5	22.1	23.8	730	760
12 x 3 x 1.5	29.2	31.5	1173	1220
1 x 4 x 1.5	10.8		183	
3 x 4 x 1.5	20.8	20.9	528	528
7 x 4 x 1.5	27.5	27.9	977	977
2 x 0.5	7.7		78	
3 x 0.5	8.0		90	
4 x 0.5	8.7		105	
5 x 0.5	9.5		121	
7 x 0.5	10.2		146	
10 x 0.5	12.7		210	
12 x 0.5	13.1		224	
14 x 0.5	13.6		260	
19 x 0.5	15.7		344	
24 x 0.5	18.0		425	
27 x 0.5	18.5		455	
37 x 0.5	20.5		571	
2 x 0.75	8.1		88	
3 x 0.75	8.5		104	
4 x 0.75	9.4		122	
5 x 0.75	10.1		142	
7 x 0.75	10.8		175	
10 x 0.75	13.5		250	
12 x 0.75	13.8		280	
14 x 0.75	14.5		310	
19 x 0.75	16.7		414	
24 x 0.75	19.4		513	
27 x 0.75	19.8		552	
37 x 0.75	22.1		700	
2 x 1	8.4		99	
3 x 1	8.8		118	
4 x 1	9.7		140	
5 x 1	10.5		166	
7 x 1	11.3		204	
10 x 1	14.1		280	
12 x 1	14.5		352	
14 x 1	15.9		410	
19 x 1	17.5		487	
24 x 1	20.3		606	
27 x 1	20.7		654	
37 x 1	23.2		835	
2 x 1.5	9.5		124	
3 x 1.5	10.0		150	
4 x 1.5	10.8		183	
5 x 1.5	11.9		215	
7 x 1.5	12.9		267	
10 x 1.5	16.0		420	
12 x 1.5	16.7		463	
14 x 1.5	18.1		535	
19 x 1.5	19.9		650	
24 x 1.5	23.2		812	
27 x 1.5	23.9		880	
37 x 1.5	26.7		1133	



**omerin**  
division principale

*Headquarters and division principale*  
Zone industrielle - 63600 Ambert - France

Tel. +33 **(0)4 73 82 50 00**

Fax +33 (0)4 73 82 50 10

e-mail : [omerin@omerin.com](mailto:omerin@omerin.com)

**omerin**  
division silisol

*division silisol*  
B.P. 87 - 11, allée du Couchant Z.I. du Devey  
42010 Saint-Etienne Cedex 2 - France

Tel. +33 **(0)4 77 81 36 00**

Fax +33 (0)4 77 81 37 00

e-mail : [silisol@omerin.com](mailto:silisol@omerin.com)

**[www.omerin.com](http://www.omerin.com)**