




**CABLES FOR POWER STATIONS  
AND HIGH-RISK SITES**

**omerin**  
LES CABLES DE L'EXTREME




- The world's leading manufacturer of silicone-insulated wires and cables
- Europe's leading manufacturer of glass-yarn braids
- France's leading manufacturer of fire safety cables

*The Omerin group has been producing electrical cables for extreme conditions since 1959*

*At Omerin, we use our know-how and technology to develop increasingly high-performance products.*

*Our expertise is recognized in over 120 countries.*



Omerin offers a wide range of high-performance products covering a large number of applications in very diverse industries, including the electrothermal construction, electromechanical, chemical, nuclear energy, railway, automotive, naval, aerospace, heavy industry, power plant and other sectors. Our product range is further extended by varnished, impregnated and treated braided insulating sleeveings, door seals for ovens, fireproof sleeveings, thermocouple, extension and compensation cables as well as industrial braids.



### **Men and women at your service**

The technical expertise of our teams is at your disposal, providing responses and solutions to all your requirements.

Our Methods, Quality and Research and Development Departments work permanently together with the aim of constantly improving our products and processes.

All our staff subscribe to this approach with their involvement and constant self-checking at all stages of production.

#### **List of all the available catalogues:**

**HIGH TEMPERATURE WIRES AND CABLES FOR THE GENERAL MARKET SECTION I: CROSS LINKED ELASTOMERS** 1

**HIGH TEMPERATURE WIRES AND CABLES FOR THE GENERAL MARKET SECTION II: FLUOROPOLYMERS AND THERMOPLASTICS** 2

**HIGH TEMPERATURE WIRES AND CABLES FOR THE GENERAL MARKET SECTION III: COMPOSITE INSULATIONS** 3

**FIRE RESISTANT SAFETY CABLES** 4

**CABLE SOLUTIONS FOR ROLLING STOCK** 5

**CABLES FOR POWER STATIONS AND HIGH-RISK SITES** 6

**MARINE CABLES** 7

**PYROMETRY CABLES** 8

**BRAIDED INSULATING SLEEVINGS** 9

**HIGH TEMPERATURE MEDIUM VOLTAGE POWER CABLES** 10

**CABLE SOLUTIONS FOR AUTOMOTIVE AND E-MOBILITY** 11

**PACKAGING AND TECHNICAL DATA**

Ultimately, this catalogue is the result of the passionate endeavours of an entire team, who have displayed great talent in writing it for you.

It is designed to be a simple and concise working tool for you, serving as a reference document that is able to meet the majority of your needs.

This catalogue, as well as nine others from our collection are available on line with real time updates and much more information at


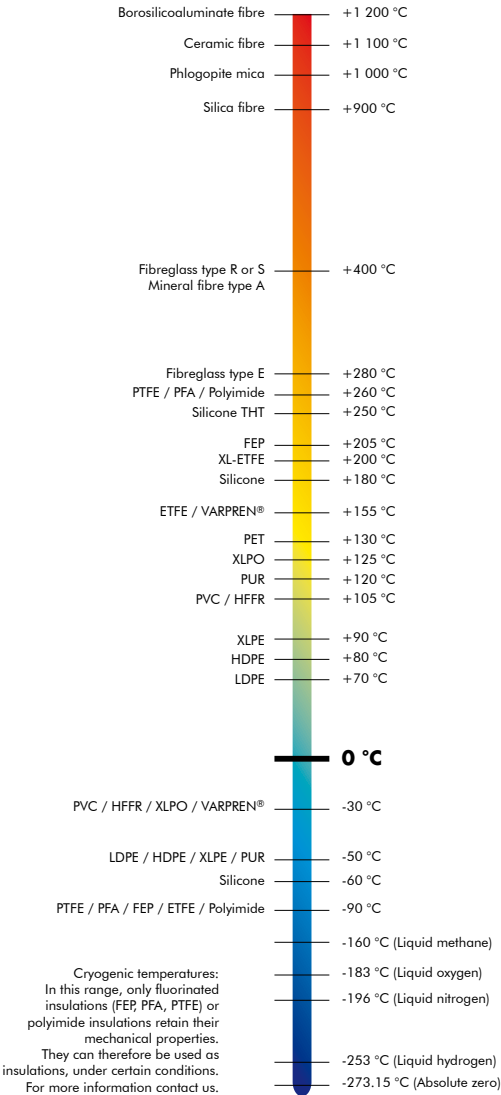
**[www.omerin.com](http://www.omerin.com)**

All the trademarks listed below are registered trademarks of the OMERIN Group.

<b>BIO-HABITAT®</b>	Wires and cables for a home without electromagnetic interference
<b>CERAFIL®</b>	Miniature ceramic insulated wires for very high temperatures
<b>COAXRAIL®</b>	Coaxial cables for railway industry
<b>COAXTHERM®</b>	High temperature coaxial cables
<b>COUPLIX®</b>	Pyrometry cables (thermocouples, extension, compensation cables)
<b>DATARAIL®</b>	Data cables for the railway industry
<b>ELECTROAIR®</b>	Aerospace & Defence wires and cables
<b>ENERSYL®</b>	Electrical cables for power station and high risk sites
<b>FLEXBAT®</b>	Extra flexible battery cables
<b>LUMIPLAST®</b>	Wires and cables for lighting systems
<b>METALTRESSE®</b>	High performance metallic braids
<b>MINOROC®</b>	Very high tensile strength synthetic cables
<b>MULTIMAX®</b>	Power, control and instrumentation cables for the marine industry
<b>MULTI-VX®</b>	Hybrid data and power cables
<b>ODIOSIS®</b>	Sound, amplification and loudspeaker cables
<b>OILPLAST®</b>	Cables for industrial environments and intrinsically safe system
<b>OMBILIFLEX®</b>	High performance special multi-function cables
<b>PLASTHERM®</b>	Special thermoplastic insulated wires and cables
<b>POWER CONNECT®</b>	High performance power cords
<b>PROFIPLAST®</b>	Thermoplastic insulated wires and cables
<b>PYRISOL®</b>	Fire resistant power cables for safety circuits
<b>PYRITEL®</b>	Fire resistant communication cables for safety circuits
<b>SILIBOX®</b>	Wire and cables cardboard box packaging system
<b>SILICABLE®</b>	Special high temperature wires and cables
<b>SILICOUL®</b>	Low and medium voltage class H (180°C) power cables
<b>SILIFLAM®</b>	Very high safety cables for extreme temperatures
<b>SILIFLON®</b>	Fluoropolymer insulated high temperature wires and cables
<b>SILIGAINE®</b>	Braided insulating sleeveings
<b>SILIRAD®</b>	Electron beam cross-linked cables
<b>SILITUBE®</b>	Braided or extruded tubes
<b>SOLARPLAST®</b>	Power cables for photovoltaic solar panels
<b>SONDIX®</b>	Platinum resistance temperature sensors connection cables
<b>SPIRFLEX®</b>	High performance spiral cables
<b>TEXALARM®</b>	Cables for safety systems and fire alarms
<b>TS CABLES®</b>	Coaxial and data cables
<b>TS COM 900®</b>	Telephonic cables for very speed reception
<b>TS LAN®</b>	Copper LAN cables
<b>TWINLINK®</b>	High temperature controlled impedance twisted pair cables
<b>TWINPLAST®</b>	Extra flexible cables for battery chargers or jump starters
<b>VARPREN®</b>	Wires and cables with special cross-linked Varpren® insulation
<b>VEROX®</b>	Fiberglass braided seals
<b>VIDEOCOAX®</b>	Analogue and digital video cables



**Thermal classification of insulations**





# Contents

<b>HALOGEN FREE CABLES</b>	<b>FT 6100 to 6105</b> <i>Pages 6 to 17</i>
<b>HIGH TEMPERATURE CABLES</b>	<b>FT 6200 to 6205</b> <i>Pages 20 to 31</i>
<b>FIRE RESISTANT CABLES</b>	<b>FT 6300 to 6305</b> <i>Pages 34 to 45</i>
<b>CABLES WITH PVC SHEATH</b>	<b>FT 6400 to 6405</b> <i>Pages 48 to 59</i>
<b>HYDROCARBON RESISTANT CABLES</b>	<b>FT 6500 to 6505</b> <i>Pages 62 to 73</i>
<b>CABLES FOR OFFSHORE APPLICATIONS</b>	<b>FT 6600 to 6608</b> <i>Pages 76 to 93</i>

# Product list

## HALOGEN FREE CABLES

FT No.	PRODUCT REFERENCE	PAGE
6100	ENERSYL ZH – HALOGEN FREE CABLES.....	6
6101	ENERSYL ZH POWER Single core.....	8
6102	ENERSYL ZH POWER Multicore.....	10
6103	ENERSYL ZH CONTROL.....	12
6104	ENERSYL ZH INSTRUM.....	14
6105	COUPLIX ZH.....	16

## HYDROCARBON RESISTANT CABLES

FT No.	PRODUCT REFERENCE	PAGE
6500	ENERSYL RH HYDROCARBON RESISTANT CABLES.....	62
6501	ENERSYL RH POWER Single core.....	64
6502	ENERSYL RH POWER Multicore.....	66
6503	ENERSYL RH CONTROL.....	68
6504	ENERSYL RH INSTRUM.....	70
6505	COUPLIX RH.....	72

## HIGH TEMPERATURE CABLES

FT No.	PRODUCT REFERENCE	PAGE
6200	ENERSYL HT – HIGH TEMPERATURE CABLES.....	20
6201	ENERSYL HT POWER Single core.....	22
6202	ENERSYL HT POWER Multicore.....	24
6203	ENERSYL HT CONTROL.....	26
6204	ENERSYL HT INSTRUM.....	28
6205	COUPLIX HT.....	30

## CABLES FOR OFFSHORE APPLICATIONS

FT No.	PRODUCT REFERENCE	PAGE
6600	ENERSYL OS CABLES FOR OFFSHORE APPLICATIONS.....	76
6601	ENERSYL OS SHF1 POWER Single core.....	78
6602	ENERSYL OS SHF1 POWER Multicore.....	80
6603	ENERSYL OS SHF1 CONTROL.....	82
6604	ENERSYL OS SHF1 INSTRUM.....	84
6605	ENERSYL OS 331 SHF1 POWER Single core.....	86
6606	ENERSYL OS 331 SHF1 POWER Multicore.....	88
6607	ENERSYL OS 331 SHF1 CONTROL.....	90
6608	ENERSYL OS 331 SHF1 INSTRUM.....	92

## FIRE RESISTANT CABLES

FT No.	PRODUCT REFERENCE	PAGE
6300	ENERSYL FR – FIRE RESISTANT CABLES.....	34
6301	ENERSYL FR POWER Single core.....	36
6302	ENERSYL FR POWER Multicore.....	38
6303	ENERSYL FR CONTROL.....	40
6304	ENERSYL FR INSTRUM.....	42
6305	COUPLIX FR.....	44

## CABLES WITH PVC SHEATH

FT No.	PRODUCT REFERENCE	PAGE
6400	ENERSYL LH – CABLES WITH PVC SHEATH.....	48
6401	ENERSYL LH POWER Single core.....	50
6402	ENERSYL LH POWER Multicore.....	52
6403	ENERSYL LH CONTROL.....	54
6404	ENERSYL LH INSTRUM.....	56
6405	COUPLIX LH.....	58

## HALOGEN FREE CABLES

FT No.	PRODUCT REFERENCE	PAGE
<b>6100</b>	ENERSYL ZH – HALOGEN FREE CABLES	6
<b>6101</b>	ENERSYL ZH POWER Single core	8
<b>6102</b>	ENERSYL ZH POWER Multicore	10
<b>6103</b>	ENERSYL ZH CONTROL	12
<b>6104</b>	ENERSYL ZH INSTRUM	14
<b>6105</b>	COUPLIX ZH	16

# ENERSYL® ZH

## HALOGEN FREE CABLES

### Technical data

Continuous operating temperature
Maximum core temperature
Rated voltage
Test voltage

### Standard products

Stranding of the core
Insulation of conductors
Outer sheath
Colour identification of conductors

Colour of the outer sheath

### Options

Flexible core - CuSn class 5
Individual electrical screen (pair / triple / quad) using aluminium/PET tape + continuity wire*
General electrical screen using aluminium/PET tape + continuity wire
General electrical screen using bare copper braid
General electrical screen using tin-plated copper braid
Mechanical armour using galvanized steel braid (+ inner sheath)
Mechanical armour using double steel tape (+ inner sheath)
Use in ATEX zone as per NF C 15-100 part 4-42 or EN 60079-14 (excluding "i" intrinsic safety circuit)
Use in ATEX zone for "i" intrinsic safety circuit only as per EN 60079-14
Fire retardant cable as per NF C 32-070 test C1

### Characteristics

Core - as per standard
Insulation - as per standard
Sheath - material as per standard
Cable - construction as per standard

### Fire-smoke resistance properties of cable

Flame retardant - IEC 60332-3-22 (Cat. A bundled cables)
Flame retardant - IEC 60332-3-24 (Cat. C bundled cables)
Fire retardant - NF C 32-070 test C1
Flame retardant - IEC 60332-1-2 / NF C 32-070 test C2
Fire-resistant - EN 50200
Low smoke density - IEC 61034-2
Halogen-free - IEC 60754-1
Low corrosiveness of gas emissions - IEC 60754-2

### Physical / chemical properties of the sheath

Resistance to acid (immersion 168 h)**
Resistance to base (immersion 168 h)**
Resistance to IRM 902 mineral oil (24 h immersion at 100 °C)**
Reinforced resistance to IRM 902 mineral oil (168 h immersion at 90 °C)**
Resistance to aliphatic hydrocarbons (immersion 168 h)**
AD7 class as per IEC 60529 (immersion in water - ends not immersed)**
Resistance to saline mist (immersion in salt water - 168 h at 60 °C)**
Resistance to UV ≥ 2000 h as per EN 16472 **

\* By default all cables with individual screens also have EG type general screens.

\*\* Based on the OMERIN method. Refer to the corresponding test report for further information.

[www.omerin.com](http://www.omerin.com)

**omerin**  
LES CABLES DE L'EXTREME

The information provided in this technical data sheet is indicative and may be modified without prior notice, laying, wiring and electrical conditions and the environment of the cable can not be fully considered in our studies. In no way the company OMERIN shall be held responsible for any incidents in the case of inappropriate uses, particularly in the case of wiring conditions that do not respect the good practice and the standards in force.  
For an optimum use of the cables produced by our company, we recommend testing in real conditions. Our sales department is available for a possible provision of samples, and/or for the conditions of a complete study in our laboratories.  
© Registered trademark of the OMERIN Group. Drawings and photos are not contractual. Reproduction is prohibited without the prior agreement of OMERIN.



ENERSYL® ZH POWER Power cables	ENERSYL® ZH CONTROL Control cables	ENERSYL® ZH INSTRUM Instrumentation cables	COUPLIX® ZH Pyrometry cables
-30 °C to +80 °C +90 °C	-30 °C to +80 °C +90 °C	-30 °C to +80 °C +90 °C	-30 °C to +80 °C +90 °C
600 / 1000 V 3500 V	450 / 750 V 2500 V	300 / 500 V 2000 V	N/A 500 V
CuA1 class 2	CuA1 class 2	CuA1 class 2	N/A
PR type cross-linked polyethylene HFFR, type ST8 HD 308 S2 or black numbered if → 5 conductors green	halogen-free cross-linked polyolefine HFFR, type ST8 HD 308 S2 or white numbered if → 5 conductors green	halogen-free cross-linked polyolefine HFFR, type ST8 white/blue OR white/red/blue OR white/red/blue/black green	halogen-free cross-linked polyolefine HFFR, type ST8 as per IEC 60584 as per IEC 60584
FLEX N/A EG BR BE BG FA EX N/A C1	FLEX N/A EG BR BE BG FA N/A EX C1	FLEX EI EG BR BE BG FA N/A EX C1	N/A EI EG BR BE BG FA N/A N/A C1
IEC 60228 IEC 60502-1 IEC 60502-1 IEC 60502-1	IEC 60228 N/A IEC 60502-1 N/A	IEC 60228 N/A IEC 60502-1 N/A	IEC 60584 N/A IEC 60502-1 N/A
- ✓ option C1 ✓ - ✓ ✓ ✓ ✓	- ✓ option C1 ✓ - ✓ ✓ ✓ ✓	- ✓ option C1 ✓ - ✓ ✓ ✓ ✓	- ✓ option C1 ✓ N/A ✓ ✓ ✓ ✓
✓ ✓ - - ✓ ✓ ✓ ✓ ✓	✓ ✓ - - ✓ ✓ ✓ ✓ ✓	✓ ✓ - - ✓ ✓ ✓ ✓ ✓	✓ ✓ - - ✓ ✓ ✓ ✓ ✓

**ENERSYL® ZH  
POWER****Single core power cables****Reference**

- (example) ENERSYL® ZH EG BG POWER 150 mm<sup>2</sup>  
ZH: halogen free  
EG, BE, BR : type of electrical screen  
BG, FA: type of armour  
POWER: power cable  
150 mm<sup>2</sup>: cross-section in mm<sup>2</sup>

**Approvals - standards**

- IEC 60228 / IEC 60502-1.
- IEC 60332-1 / IEC 60332-3.
- IEC 61034-2 / IEC 60754-1 / IEC 60754-2.

**Markings**

- OMERIN – ENERSYL < ZH xx xx POWER >  
< cross-section > – 600/1000V – < batch > – < year >

**Standard products**


- Sheath: green.
- Insulation: black.

For this product, please contact:

OMERIN division principale   
Zone Industrielle - F 63600 Ambert  
Tel. +33 (0)4 73 82 50 00 - Fax +33 (0)4 73 82 50 10  
omerin@omerin.com

OMERIN division silisol   
BP 87 - ZI du Devay - F 42000 Saint-Étienne  
Tel. +33 (0)4 77 81 36 00 - Fax +33 (0)4 77 81 37 00  
silisol@omerin.com

**omerin**  
LES CABLES DE L'EXTREME



- 1 • Stranded bare copper core, class 2 as per IEC 60228.
- 2 • Optional separating tape.
- 3 • Insulation: cross-linked polyethylene, type PR as per IEC 60502-1.
- 4 • (optional) electrical screen: aluminium/PET tape + continuity wire (EG) / tin-plated copper braid (BE) / bare copper braid (BR).
- 5 • (optional) Internal sheath: HFFR, type ST8 as per IEC 60502-1.
- 6 • (optional) Armour: galvanized steel braid (BG) / double steel tape (FA).
- 7 • Outer sheath: HFFR, type ST8 as per IEC 60502-1.

**Technical characteristics****Thermal**

- Continuous operating temperature: -30 °C to +80 °C.
- Maximum core temperature: +90 °C.

**Electrical**

- Rated voltage: 600/1000 V.
- Test voltage: 3500 V.

**Smoke - fire**

- Flame retardant – cable alone:  
IEC 60332-1-2 / NF EN 60332-1-2 / NF C 32-070 test C2.
- Flame retardant – bunched cable:  
IEC 60332-3-24 cat. C / NF EN 60332-3-24 cat. C.
- Low smoke density: IEC 61034-2 / NF EN 61034-2.
- Halogen-free: IEC 60754-1 / NF EN 60754-1.
- Low corrosivity of gas emissions: IEC 60754-2 / NF EN 60754-2.

**Resistance of outer sheath to chemical attacks  
as per OMERIN test report NT140220-01:**

- Good resistance to acid.
- Good resistance to base.
- Fairly good resistance to aliphatic hydrocarbons.
- Resistance to water: type AD7 as per IEC 60529 without immersion of ends.
- Resistance to UV  $\geq$  2000 hours as per EN 16472.

**Options**

- FLEX: flexible tin-plated copper core, class 5 as per IEC 60228.
- C1: Fire retardant cable as per NF C 32-070 test C1: contact us.
- Other colours: contact us.
- 105 °C cable: contact us.
- ATEX as per NF C 15-100 part 4-42 / EN 60079-14.  
Particularly suited for static facilities in potentially explosive environments, excluding the "i" intrinsic safety protection mode.  
> ENERSYL® ZH BG EX POWER : with a HFFR sheath under the armour and without hygroscopic separating tape.

[www.omerin.com](http://www.omerin.com)

The information provided in this technical data sheet is indicative and may be modified without prior notice, laying, wiring and electrical conditions and the environment of the cable can not be fully considered in our studies. In no way the company OMERIN shall be held responsible for any incidents in the case of inappropriate uses, particularly in the case of wiring conditions that do not respect the good practice and the standards in force.  
For an optimum use of the cables produced by our company, we recommend testing in real conditions. Our sales department is available for a possible provision of samples, and/or for the conditions of a complete study in our laboratories.  
® Registered trademark of the OMERIN Group. Drawings and photos are not contractual. Reproduction is prohibited without the prior agreement of OMERIN.

Nominal cross-section (mm <sup>2</sup> )	Nominal stranding	Nominal thickness of insulation (mm)	Nominal diameter of conductors (mm)	NON-SHIELDED CABLES			ARMoured CABLES			Max. linear resistance at 20° (Ω/km)
				Nominal thickness of the sheath (mm)	Nominal outside diameter* (mm)	Approximate linear weight (kg/km)	Nominal thickness of the sheath (mm)	Nominal outside diameter* (mm)	Approximate linear weight (kg/km)	
1.5	7 / 0.52	0.7	3.1	1.4	6.3	57	1.4	9.9	150	12.1
2.5	7 / 0.67	0.7	3.5	1.4	6.7	69	1.4	10.3	168	7.41
4	7 / 0.85	0.7	4.2	1.4	7.4	89	1.4	11.0	197	4.61
6	7 / 1.04	0.7	4.8	1.4	8.0	114	1.4	11.6	229	3.08
10	7 / 1.33	0.7	5.5	1.4	8.8	155	1.4	12.4	280	1.83
16	7 / 1.68	0.7	6.6	1.4	9.9	217	1.4	13.5	356	1.15
25	7 strands	0.9	8.1	1.4	11.4	312	1.4	15.0	471	0.727
35	7 strands	0.9	8.9	1.4	12.2	407	1.4	15.9	580	0.524
50	19 strands	1.0	10.1	1.4	13.4	538	1.5	17.3	734	0.387
70	19 strands	1.1	12.0	1.4	15.4	729	1.5	19.2	947	0.268
95	19 strands	1.1	13.6	1.5	17.2	989	1.6	21.3	1257	0.193
120	19 strands	1.2	16.0	1.5	19.6	1252	1.7	23.9	1567	0.153
150	19 strands	1.4	17.4	1.6	21.2	1517	1.7	25.5	1856	0.124
185	37 strands	1.6	20.4	1.7	24.4	1915	1.8	28.7	2302	0.0991
240	37 strands	1.7	22.4	1.7	26.4	2414	1.9	31.1	2861	0.0754
300	61 strands	1.8	26.7	1.8	30.9	3068	2.0	35.6	3587	0.0601
400	61 strands	2.0	30.0	1.9	34.4	3886	2.1	39.3	4480	0.0470

\* The rated outer diameter of cables may vary by +/- 1.5% depending on the options selected (excluding FLEX option +/- 25%).

For this product, please contact:

**OMERIN division principale** ✓

Zone Industrielle - F 63600 Ambert  
Tel. +33 (0)4 73 82 50 00 - Fax +33 (0)4 73 82 50 10  
omerin@omerin.com

**OMERIN division silisol** ✓

BP 87 - ZI du Devey - F 42000 Saint-Étienne  
Tel. +33 (0)4 77 81 36 00 - Fax +33 (0)4 77 81 37 00  
silisol@omerin.com


[www.omerin.com](http://www.omerin.com)

**omerin**  
LES CABLES DE L'EXTREME

The information provided in this technical data sheet is indicative and may be modified without prior notice, laying, wiring and electrical conditions and the environment of the cable can not be fully considered in our studies. In no way the company OMERIN shall be held responsible for any incidents in the case of inappropriate uses, particularly in the case of wiring conditions that do not respect the good practice and the standards in force.  
For an optimum use of the cables produced by our company, we recommend testing in real conditions. Our sales department is available for a possible provision of samples, and/or for the conditions of a complete study in our laboratories.  
© Registered trademark of the OMERIN Group. Drawings and photos are not contractual. Reproduction is prohibited without the prior agreement of OMERIN.

# ENERSYL® ZH POWER

## Multicore power cables



- 1 • Stranded bare copper core, class 2 as per IEC 60228.
- 2 • Optional separating tape.
- 3 • Insulation: cross-linked polyethylene, type PR as per IEC 60502-1 + optional filler(s).
- 4 • (optional) electrical screen: aluminium/PET tape + continuity wire (EG) / tin-plated copper braid (BE) / bare copper braid (BR).
- 5 • (optional) Internal sheath: HFFR, type ST8 as per IEC 60502-1.
- 6 • (optional) Armour: galvanized steel braid (BG) / double steel tape (FA).
- 7 • Outer sheath: HFFR, type ST8 as per IEC 60502-1.

### Reference

- (example) ENERSYL® ZH EG BG POWER 2x4 mm<sup>2</sup>  
ZH: halogen free  
EG, BE, BR : type of electrical screen  
BG, FA: type of armour  
POWER: power cable  
2: number of conductors  
X, G: type of assembly: without (X)  
or with (G) an earth wire  
4 mm<sup>2</sup>: cross-section in mm<sup>2</sup>

### Approvals - standards

- IEC 60228 / IEC 60502-1.
- IEC 60332-1 / IEC 60332-3.
- IEC 61034-2 / IEC 60754-1 / IEC 60754-2.

### Markings

- OMERIN – ENERSYL < ZH xx xx POWER >  
< cross-section > – 600/1000V – < batch > – < year >

### Standard products

- Sheath: green.
- Colour identification of conductors:  
< up to 5 conductors: as per HD 308 S2.  
> more than 5 conductors: black numbered.

### Technical characteristics

#### Thermal

- Continuous operating temperature: - 30 °C to +80 °C.
- Maximum core temperature: +90 °C.

#### Electrical

- Rated voltage: 600/1000 V.
- Test voltage: 3500 V.

#### Smoke - fire

- Flame retardant – cable alone:  
IEC 60332-1-2 / NF EN 60332-1-2 / NF C 32-070 test C2.
- Flame retardant – bunched cable:  
IEC 60332-3-24 cat. C / NF EN 60332-3-24 cat. C.
- Low smoke density: IEC 61034-2 / NF EN 61034-2.
- Halogen-free: IEC 60754-1 / NF EN 60754-1.
- Low corrosivity of gas emissions: IEC 60754-2 / NF EN 60754-2.

#### Resistance of outer sheath to chemical attacks as per OMERIN test report NT140220-01:

- Good resistance to acid.
- Good resistance to base.
- Fairly good resistance to aliphatic hydrocarbons.
- Resistance to water: type AD7 as per IEC 60529 without immersion of ends.
- Resistance to UV ≥ 2000 hours as per EN 16472.

### Options

- FLEX: flexible tin-plated copper core, class 5 as per IEC 60228.
- C1: Fire retardant cable as per NF C 32-070 test C1: contact us.
- Other colours: contact us.
- 105 °C cable: contact us.
- ATEX as per NF C 15-100 part 4-42 / EN 60079-14.  
Particularly suited for static facilities in potentially explosive environments, excluding the "i" intrinsic safety protection mode.  
> ENERSYL® ZH BG EX POWER : with a HFFR sheath under the armour and without hygroscopic separating tape.

For this product, please contact:

OMERIN division principale

Zone Industrielle - F 63600 Ambert  
Tel. +33 (0)4 73 82 50 00 - Fax +33 (0)4 73 82 50 10  
omerin@omerin.com

OMERIN division silisol

BP 87 - ZI du Devay - F 42000 Saint-Etienne  
Tel. +33 (0)4 77 81 36 00 - Fax +33 (0)4 77 81 37 00  
silisol@omerin.com

[www.omerin.com](http://www.omerin.com)

The information provided in this technical data sheet is indicative and may be modified without prior notice, laying, wiring and electrical conditions and the environment of the cable can not be fully considered in our studies. In no way the company OMERIN shall be held responsible for any incidents in the case of inappropriate uses, particularly in the case of wiring conditions that do not respect the good practice and the standards in force.  
For an optimum use of the cables produced by our company, we recommend testing in real conditions. Our sales department is available for a possible provision of samples, and/or for the conditions of a complete study in our laboratories.  
® Registered trademark of the OMERIN Group. Drawings and photos are not contractual. Reproduction is prohibited without the prior agreement of OMERIN.



NON-SHIELDED CABLES

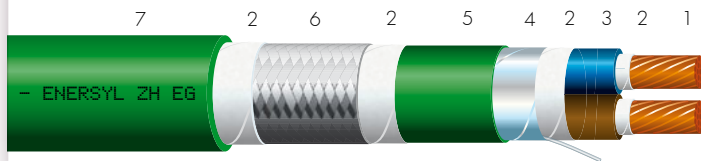
ARMoured CABLES

Nominal cross-section (mm <sup>2</sup> )	Nominal stranding	Nominal thickness of insulation (mm)	Nominal diameter of conductors (mm)	Nominal thickness of the sheath (mm)	Nominal outside diameter* (mm)	Approximate linear weight (kg/km)	Nominal thickness of the sheath (mm)	Nominal outside diameter* (mm)	Approximate linear weight (kg/km)	Max. linear resistance at 20° (Ω/km)
2 x 1.5	7 / 0.52	0.7	3.1	1.8	10.3	118	1.8	13.9	259	12.1
3 x 1.5	7 / 0.52	0.7	3.1	1.8	10.8	142	1.8	14.4	289	12.1
4 x 1.5	7 / 0.52	0.7	3.1	1.8	11.6	168	1.8	15.3	329	12.1
5 x 1.5	7 / 0.52	0.7	3.1	1.8	12.5	194	1.8	16.2	367	12.1
7 x 1.5	7 / 0.52	0.7	3.1	1.8	13.4	240	1.8	17.1	425	12.1
12 x 1.5	7 / 0.52	0.7	3.1	1.8	17.1	371	1.8	21.0	625	12.1
19 x 1.5	7 / 0.52	0.7	3.1	1.8	19.7	526	1.8	23.6	818	12.1
24 x 1.5	7 / 0.52	0.7	3.1	1.8	22.8	649	1.8	26.9	998	12.1
27 x 1.5	7 / 0.52	0.7	3.1	1.8	23.3	709	1.8	27.3	1065	12.1
37 x 1.5	7 / 0.52	0.7	3.1	1.8	25.9	921	1.8	30.0	1316	12.1
2 x 2.5	7 / 0.67	0.7	3.5	1.8	11.1	145	1.8	14.7	296	7.41
3 x 2.5	7 / 0.67	0.7	3.5	1.8	11.7	179	1.8	15.4	340	7.41
4 x 2.5	7 / 0.67	0.7	3.5	1.8	12.6	215	1.8	16.3	389	7.41
5 x 2.5	7 / 0.67	0.7	3.5	1.8	13.6	253	1.8	17.3	439	7.41
7 x 2.5	7 / 0.67	0.7	3.5	1.8	14.6	319	1.8	18.3	519	7.41
12 x 2.5	7 / 0.67	0.7	3.5	1.8	18.8	502	1.8	22.6	780	7.41
19 x 2.5	7 / 0.67	0.7	3.5	1.8	21.7	728	1.8	25.6	1048	7.41
24 x 2.5	7 / 0.67	0.7	3.5	1.8	25.2	903	1.8	29.3	1287	7.41
27 x 2.5	7 / 0.67	0.7	3.5	1.8	25.7	993	1.8	29.8	1385	7.41
37 x 2.5	7 / 0.67	0.7	3.5	1.8	28.7	1304	1.9	33.2	1772	7.41
2 x 4	7 / 0.85	0.7	4.2	1.8	12.5	188	1.8	16.2	361	4.61
3 x 4	7 / 0.85	0.7	4.2	1.8	13.2	237	1.8	16.9	419	4.61
4 x 4	7 / 0.85	0.7	4.2	1.8	14.3	291	1.8	18.0	487	4.61
5 x 4	7 / 0.85	0.7	4.2	1.8	15.5	349	1.8	19.1	556	4.61
7 x 4	7 / 0.85	0.7	4.2	1.8	16.8	447	1.8	20.7	697	4.61
12 x 4	7 / 0.85	0.7	4.2	1.8	21.7	710	1.8	25.5	1029	4.61
2 x 6	7 / 1.04	0.7	4.8	1.8	13.7	239	1.8	17.4	427	3.08
3 x 6	7 / 1.04	0.7	4.8	1.8	14.5	309	1.8	18.2	508	3.08
4 x 6	7 / 1.04	0.7	4.8	1.8	15.8	388	1.8	19.4	599	3.08
5 x 6	7 / 1.04	0.7	4.8	1.8	17.2	464	1.8	21.0	719	3.08
7 x 6	7 / 1.04	0.7	4.8	1.8	18.6	604	1.8	22.5	880	3.08
2 x 10	7 / 1.33	0.7	5.5	1.8	15.1	320	1.8	18.8	527	1.83
3 x 10	7 / 1.33	0.7	5.5	1.8	16.1	429	1.8	19.7	644	1.83
4 x 10	7 / 1.33	0.7	5.5	1.8	17.5	540	1.8	21.4	800	1.83
5 x 10	7 / 1.33	0.7	5.5	1.8	19.1	652	1.8	22.9	934	1.83
2 x 16	7 / 1.68	0.7	6.6	1.8	17.4	453	1.8	21.3	711	1.15
3 x 16	7 / 1.68	0.7	6.6	1.8	18.5	615	1.8	22.3	888	1.15
4 x 16	7 / 1.68	0.7	6.6	1.8	20.2	783	1.8	24.0	1081	1.15
5 x 16	7 / 1.68	0.7	6.6	1.8	22.0	952	1.8	25.9	1276	1.15
2 x 25	7 strands	0.9	8.1	1.8	20.4	650	1.8	24.3	951	0.727
3 x 25	7 strands	0.9	8.1	1.8	21.7	898	1.8	25.6	1217	0.727
4 x 25	7 strands	0.9	8.1	1.8	23.8	1153	1.8	27.9	1517	0.727
5 x 25	7 strands	0.9	8.1	1.8	26.1	1411	1.8	30.1	1808	0.727
2 x 35	7 strands	0.9	8.9	1.8	22.0	843	1.8	26.1	1180	0.524
3 x 35	7 strands	0.9	8.9	1.8	23.4	1182	1.8	27.5	1540	0.524
4 x 35	7 strands	0.9	8.9	1.8	25.7	1528	1.9	30.0	1935	0.524
5 x 35	7 strands	0.9	8.9	1.8	28.2	1877	2.0	32.9	2353	0.524
2 x 50	19 strands	1.0	10.1	1.8	24.4	1109	1.8	28.5	1481	0.387
3 x 50	19 strands	1.0	10.1	1.8	26.0	1571	1.9	30.3	1981	0.387
4 x 50	19 strands	1.0	10.1	1.9	28.8	2055	2.0	33.3	2524	0.387
5 x 50	19 strands	1.0	10.1	2.0	31.9	2545	2.1	36.5	3078	0.387
2 x 70	19 strands	1.1	12.0	1.8	28.2	1491	2.0	32.9	1967	0.268
3 x 70	19 strands	1.1	12.0	1.9	30.3	2144	2.0	34.8	2636	0.268
4 x 70	19 strands	1.1	12.0	2.0	33.6	2810	2.1	38.3	3373	0.268
2 x 95	19 strands	1.1	13.6	1.9	31.6	2017	2.1	36.5	2564	0.193
3 x 95	19 strands	1.1	13.6	2.0	34.0	2914	2.2	38.8	3500	0.193

\* The rated outer diameter of cables may vary by +/- 15% depending on the options selected (excluding FLEX option +/- 25%).

# ENERSYL® ZH CONTROL

## Control cables



- 1 • Stranded bare copper core, class 2 as per IEC 60228.
- 2 • Optional separating tape.
- 3 • Insulation: cross-linked halogen-free polyolefine + optional filler(s).
- 4 • (optional) electrical screen: aluminium/PET tape + continuity wire (EG) / tin-plated copper braid (BE) / bare copper braid (BR).
- 5 • (optional) Internal sheath: HFFR, type ST8 as per IEC 60502-1.
- 6 • (optional) Armour: galvanized steel braid (BG) / double steel tape (FA).
- 7 • Outer sheath: HFFR, type ST8 as per IEC 60502-1.

### Reference

- (example) ENERSYL® ZH EG BG CONTROL  
19x1,5 mm<sup>2</sup>  
ZH: halogen free  
EG, BE, BR : type of electrical screen  
BG, FA: type of armour  
CONTROL: control cable  
19: number of conductors  
X, G: type of assembly: without (X)  
or with (G) an earth wire  
1,5 mm<sup>2</sup>: cross-section in mm<sup>2</sup>

### Approvals - standards

- IEC 60228.
- IEC 60332-1 / IEC 60332-3.
- IEC 61034-2 / IEC 60754-1 / IEC 60754-2.

### Markings

- OMERIN – ENERSYL < ZH xx xx CONTROL >  
< cross-section > – 450/750V – < batch > – < year >

### Standard products

- Sheath: green.
- Colour identification of conductors:  
< up to 5 conductors: as per HD 308 S2.  
> more than 5 conductors: white numbered.

### Technical characteristics

#### Thermal

- Continuous operating temperature: -30 °C to +80 °C.
- Maximum core temperature: +90 °C.

#### Electrical

- Rated voltage: 450/750 V.
- Test voltage: 2500 V.

#### Smoke - fire

- Flame retardant – cable alone:  
IEC 60332-1-2 / NF EN 60332-1-2 / NF C 32-070 test C2.
- Flame retardant – bunched cable:  
IEC 60332-3-24 cat. C / NF EN 60332-3-24 cat. C.
- Low smoke density: IEC 61034-2 / NF EN 61034-2.
- Halogen-free: IEC 60754-1 / NF EN 60754-1.
- Low corrosivity of gas emissions: IEC 60754-2 / NF EN 60754-2.

#### Resistance of outer sheath to chemical attacks as per OMERIN test report NT140220-01:

- Good resistance to acid.
- Good resistance to base.
- Fairly good resistance to aliphatic hydrocarbons.
- Resistance to water: type AD7 as per IEC 60529 without immersion of ends.
- Resistance to UV ≥ 2000 hours as per EN 16472.

### Options

- FLEX: flexible tin-plated copper core, class 5 as per IEC 60228.
- C1: Fire retardant cable as per NF C 32-070 test C1: contact us.
- Other colours: contact us.
- 105 °C cable: contact us.
- ATEX as per EN 60079-14.  
Particularly suited for static facilities in potentially explosive environments with "i" intrinsic safety protection mode, requiring specific identification of cables.  
Colour of the sheath: blue as per EN 60079-14 part 16.2.2.6.  
> ENERSYL® ZH EX CONTROL: no electrical screen.  
> ENERSYL® ZH BE EX CONTROL: with electrical screen.

For this product, please contact:

OMERIN division principale   
Zone Industrielle - F 63600 Ambert  
Tel. +33 (0)4 73 82 50 00 - Fax +33 (0)4 73 82 50 10  
omerin@omerin.com

OMERIN division silisol   
BP 87 - ZI du Devey - F 42000 Saint-Etienne  
Tel. +33 (0)4 77 81 36 00 - Fax +33 (0)4 77 81 37 00  
silisol@omerin.com

**omerin**  
LES CABLES DE L'EXTREME

[www.omerin.com](http://www.omerin.com)

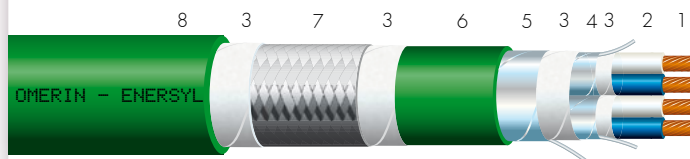
The information provided in this technical data sheet is indicative and may be modified without prior notice, laying, wiring and electrical conditions and the environment of the cable can not be fully considered in our studies. In no way the company OMERIN shall be held responsible for any incidents in the case of inappropriate uses, particularly in the case of wiring conditions that do not respect the good practice and the standards in force.  
For an optimum use of the cables produced by our company, we recommend testing in real conditions. Our sales department is available for a possible provision of samples, and/or for the conditions of a complete study in our laboratories.  
® Registered trademark of the OMERIN Group. Drawings and photos are not contractual. Reproduction is prohibited without the prior agreement of OMERIN.

NON-SHIELDED CABLES							ARMoured CABLES			
Nominal cross-section (mm <sup>2</sup> )	Nominal stranding	Nominal thickness of insulation (mm)	Nominal diameter of conductors (mm)	Nominal thickness of the sheath (mm)	Nominal outside diameter* (mm)	Approximate linear weight (kg/km)	Nominal thickness of the sheath (mm)	Nominal outside diameter* (mm)	Approximate linear weight (kg/km)	Max. linear resistance at 20° (Ω/km)
2 x 0.34	7 / 0.25	0.6	1.9	0.6	5.2	34	1.0	8.3	105	57.5
3 x 0.34	7 / 0.25	0.6	1.9	0.6	5.5	39	1.0	8.6	113	57.5
4 x 0.34	7 / 0.25	0.6	1.9	0.6	6.0	46	1.0	9.1	126	57.5
5 x 0.34	7 / 0.25	0.6	1.9	0.6	6.5	43	1.0	9.6	130	57.5
7 x 0.34	7 / 0.25	0.6	1.9	0.6	7.1	56	1.0	10.3	151	57.5
12 x 0.34	7 / 0.25	0.6	1.9	0.8	9.7	97	1.0	12.9	224	57.5
19 x 0.34	7 / 0.25	0.6	1.9	1.0	11.7	151	1.1	15.1	308	57.5
24 x 0.34	7 / 0.25	0.6	1.9	1.1	13.8	193	1.2	17.4	384	57.5
27 x 0.34	7 / 0.25	0.6	1.9	1.1	14.1	211	1.2	17.8	409	57.5
37 x 0.34	7 / 0.25	0.6	1.9	1.2	15.9	280	1.3	20.0	532	57.5
2 x 0.5	7 / 0.30	0.6	2.1	0.6	5.6	41	1.0	8.7	116	36.0
3 x 0.5	7 / 0.30	0.6	2.1	0.6	5.9	47	1.0	9.0	127	36.0
4 x 0.5	7 / 0.30	0.6	2.1	0.6	6.5	57	1.0	9.6	142	36.0
5 x 0.5	7 / 0.30	0.6	2.1	0.6	7.1	54	1.0	10.3	149	36.0
7 x 0.5	7 / 0.30	0.6	2.1	0.8	8.1	78	1.0	11.3	185	36.0
12 x 0.5	7 / 0.30	0.6	2.1	0.8	10.5	122	1.1	13.9	265	36.0
19 x 0.5	7 / 0.30	0.6	2.1	1.0	12.7	191	1.2	16.3	368	36.0
24 x 0.5	7 / 0.30	0.6	2.1	1.1	15.0	244	1.2	18.9	474	36.0
27 x 0.5	7 / 0.30	0.6	2.1	1.2	15.5	274	1.2	19.4	512	36.0
37 x 0.5	7 / 0.30	0.6	2.1	1.2	17.3	356	1.3	21.4	629	36.0
2 x 0.75	7 / 0.37	0.6	2.2	0.6	5.8	47	1.0	8.9	125	24.5
3 x 0.75	7 / 0.37	0.6	2.2	0.6	6.2	56	1.0	9.3	137	24.5
4 x 0.75	7 / 0.37	0.6	2.2	0.6	6.7	68	1.0	9.8	156	24.5
5 x 0.75	7 / 0.37	0.6	2.2	0.8	7.7	73	1.0	10.9	176	24.5
7 x 0.75	7 / 0.37	0.6	2.2	0.8	8.4	94	1.0	11.6	205	24.5
12 x 0.75	7 / 0.37	0.6	2.2	1.0	11.4	161	1.1	14.8	314	24.5
19 x 0.75	7 / 0.37	0.6	2.2	1.1	13.4	242	1.2	17.0	428	24.5
24 x 0.75	7 / 0.37	0.6	2.2	1.2	15.8	308	1.3	19.9	559	24.5
27 x 0.75	7 / 0.37	0.6	2.2	1.2	16.1	338	1.3	20.2	594	24.5
37 x 0.75	7 / 0.37	0.6	2.2	1.2	18.0	442	1.3	22.1	726	24.5
2 x 1	7 / 0.43	0.6	2.4	0.6	6.2	55	1.0	9.3	138	18.1
3 x 1	7 / 0.43	0.6	2.4	0.6	6.6	66	1.0	9.7	153	18.1
4 x 1	7 / 0.43	0.6	2.4	0.8	7.6	88	1.0	10.8	189	18.1
5 x 1	7 / 0.43	0.6	2.4	0.8	8.3	88	1.0	11.5	197	18.1
7 x 1	7 / 0.43	0.6	2.4	0.8	9.0	115	1.0	12.2	233	18.1
12 x 1	7 / 0.43	0.6	2.4	1.0	12.2	196	1.2	15.8	367	18.1
19 x 1	7 / 0.43	0.6	2.4	1.1	14.4	296	1.2	18.1	499	18.1
24 x 1	7 / 0.43	0.6	2.4	1.2	17.0	377	1.3	21.1	645	18.1
27 x 1	7 / 0.43	0.6	2.4	1.2	17.4	415	1.3	21.4	689	18.1
37 x 1	7 / 0.43	0.6	2.4	1.3	19.6	555	1.3	23.7	862	18.1
2 x 1.5	7 / 0.52	0.6	2.85	0.6	7.1	75	1.0	10.3	171	12.1
3 x 1.5	7 / 0.52	0.6	2.85	0.8	8.0	99	1.0	11.2	204	12.1
4 x 1.5	7 / 0.52	0.6	2.85	0.8	8.7	121	1.0	11.9	235	12.1
5 x 1.5	7 / 0.52	0.6	2.85	0.8	9.5	121	1.0	12.7	245	12.1
7 x 1.5	7 / 0.52	0.6	2.85	0.8	10.4	160	1.1	13.8	300	12.1
12 x 1.5	7 / 0.52	0.6	2.85	1.1	14.3	280	1.2	18.0	481	12.1
19 x 1.5	7 / 0.52	0.6	2.85	1.2	16.9	425	1.3	20.9	691	12.1
24 x 1.5	7 / 0.52	0.6	2.85	1.3	19.9	539	1.3	24.0	850	12.1
27 x 1.5	7 / 0.52	0.6	2.85	1.3	20.3	594	1.3	24.4	912	12.1
37 x 1.5	7 / 0.52	0.6	2.85	1.3	22.8	786	1.4	27.0	1152	12.1
2 x 2.5	7 / 0.67	0.6	3.2	0.8	8.2	109	1.0	11.4	217	7.41
3 x 2.5	7 / 0.67	0.6	3.2	0.8	8.7	134	1.0	11.9	249	7.41
4 x 2.5	7 / 0.67	0.6	3.2	0.8	9.5	167	1.0	12.7	291	7.41
5 x 2.5	7 / 0.67	0.6	3.2	0.8	10.4	172	1.1	13.8	313	7.41
7 x 2.5	7 / 0.67	0.6	3.2	1.0	11.8	241	1.1	15.2	399	7.41
12 x 2.5	7 / 0.67	0.6	3.2	1.2	15.9	408	1.3	20.0	661	7.41
19 x 2.5	7 / 0.67	0.6	3.2	1.2	18.6	613	1.3	22.7	906	7.41
24 x 2.5	7 / 0.67	0.6	3.2	1.3	22.0	777	1.4	26.3	1132	7.41
27 x 2.5	7 / 0.67	0.6	3.2	1.3	22.5	862	1.4	26.7	1224	7.41
37 x 2.5	7 / 0.67	0.6	3.2	1.4	25.4	1162	1.4	29.7	1568	7.41

\* The rated outer diameter of cables may vary by +/- 15% depending on the options selected.

# ENERSYL® ZH INSTRUM

## Instrumentation cables



- 1 • Stranded bare copper core, class 2 as per IEC 60228.
- 2 • Insulation: cross-linked halogen-free polyolefine + optional filler(s).
- 3 • Optional separating tape.
- 4 • (optional) Individual electrical screen (EI): aluminium/PET tape + continuity wire.
- 5 • General electrical screen: aluminium/PET tape + continuity wire (EG) / tin-plated copper braid (BE) / bare copper braid (BR).
- 6 • (optional) Internal sheath: HFFR, type ST8 as per IEC 60502-1.
- 7 • (optional) Armour: galvanized steel braid (BG) / double steel tape (FA).
- 8 • Outer sheath: HFFR, type ST8 as per IEC 60502-1.

### Reference

- (example) ENERSYL® ZH EI BG INSTRUM 2P1,5 mm<sup>2</sup>  
ZH: halogen free  
EI, EG, BE, BR: type of electrical screen  
BG, FA: type of armour  
INSTRUM: instrumentation cable  
2 : number of pairs, triples or quads  
P,T,Q: pairs, triples or quads  
1.5 mm<sup>2</sup>: cross-section in mm<sup>2</sup>

### Approvals - standards

- IEC 60228.
- IEC 60332-1 / IEC 60332-3.
- IEC 61034-2 / IEC 60754-1 / IEC 60754-2.

### Markings

- OMERIN – ENERSYL < ZH xx xx INSTRUM >  
< cross-section > – 300/500V – < batch > – < year >

### Standard products

- Sheath: green.
- Colour identification of conductors:  
> Pair: white and blue numbered.  
> Triple: white, red and blue numbered.  
> Quad: white, black, red and blue numbered.

### Technical characteristics

#### Thermal

- Continuous operating temperature: -30 °C to +80 °C.
- Maximum core temperature: +90 °C.

#### Electrical

- Rated voltage: 300/500 V.
- Test voltage: 2000 V.

#### Smoke - fire

- Flame retardant – cable alone:  
IEC 60332-1-2 / NF EN 60332-1-2 / NF C 32-070 test C2.
- Flame retardant – bunched cable:  
IEC 60332-3-24 cat. C / NF EN 60332-3-24 cat. C.
- Low smoke density: IEC 61034-2 / NF EN 61034-2.
- Halogen-free: IEC 60754-1 / NF EN 60754-1.
- low corrosivity of gas emissions: IEC 60754-2 / NF EN 60754-2.

#### Resistance of outer sheath to chemical attacks as per OMERIN test report NT140220-01:

- Good resistance to acid.
- Good resistance to base.
- Fairly good resistance to aliphatic hydrocarbons.
- Resistance to water: type AD7 as per IEC 60529 without immersion of ends.
- Resistance to UV ≥ 2000 hours as per EN 16472.

### Options

- FLEX: flexible tin-plated copper core, class 5 as per IEC 60228.  
(0.9 mm<sup>2</sup> cross-section replaced by 1 mm<sup>2</sup>).
- C1: Fire retardant cable as per NF C 32-070 test C1: contact us.
- Other colours: contact us.
- 105 °C cable: contact us.
- ATEX as per EN 60079-14.

Particularly suited for static facilities in potentially explosive environments with "i" intrinsic safety protection mode, requiring specific identification of cables. Colour of the sheath: blue as per EN 60079-14 part 16.2.2.6.

> ENERSYL® ZH EI BE EX INSTRUM:

with individual electrical screen (aluminium/PET tape) and general (tin-plated copper braid).

> ENERSYL® ZH EI EX INSTRUM:

with individual and general electrical screen (aluminium/PET tape).

> ENERSYL® ZH BE EX INSTRUM:

with general electrical screen (tin-plated copper braid).

> ENERSYL® ZH EG EX INSTRUM:

with general electrical screen (aluminium/PET tape).

For this product, please contact:

OMERIN division principale   
Zone Industrielle - F 63600 Ambert  
Tel. +33 (0)4 73 82 50 00  
omerin@omerin.com

OMERIN division silisol   
BP 87 - ZI du Devev - F 42000 Saint-Étienne  
Tel. +33 (0)4 77 81 36 00  
silisol@omerin.com

**omerin**  
LES CABLES DE L'EXTREME

[www.omerin.com](http://www.omerin.com)

The information provided in this technical data sheet is indicative and may be modified without prior notice, laying, wiring and electrical conditions and the environment of the cable can not be fully considered in our studies. In no way the company OMERIN shall be held responsible for any incidents in the case of inappropriate uses, particularly in the case of wiring conditions that do not respect the good practice and the standards in force.  
For an optimum use of the cables produced by our company, we recommend testing in real conditions. Our sales department is available for a possible provision of samples, and/or for the conditions of a complete study in our laboratories.

® Registered trademark of the OMERIN Group. Drawings and photos are not contractual. Reproduction is prohibited without the prior agreement of OMERIN.



Number of pairs, triples or quads	Nominal cross-section (mm <sup>2</sup> )	Nominal stranding	Maximum linear resistance at 20 °C (Ω/km)	Nominal thickness of insulation (mm)	Nominal diameter of conductors (mm)	NON-SHIELDED CABLES Nominal outside diameter* (mm)						ARMoured CABLES Nominal outside diameter* (mm)					
						Pairs		Triples		Quads		Pairs		Triples		Quads	
						EG	EI	EG	EI	EG	EI	EG	EI	EG	EI	EG	EI
1	0.5	7 / 0.30	36.0	0.6	2.1	6.0		6.3		6.9		9.1		10.0			
2 **	0.5	7 / 0.30	36.0	0.6	2.1	6.9	9.7	10.0	11.0	12.7	13.1	10.0	12.9	13.2	14.4	16.3	16.7
3	0.5	7 / 0.30	36.0	0.6	2.1	9.4	10.2	10.6	11.9	13.7	14.1	12.6	13.6	13.8	15.3	17.3	17.8
4	0.5	7 / 0.30	36.0	0.6	2.1	10.4	11.1	11.9	13.3	15.0	15.7	13.8	14.5	15.3	16.9	18.7	19.5
5	0.5	7 / 0.30	36.0	0.6	2.1	11.6	12.6	13.4	14.7	16.6	17.2	15.0	16.2	16.8	18.4	20.7	21.2
6	0.5	7 / 0.30	36.0	0.6	2.1	12.8	13.9	14.5	16.3	18.2	18.8	16.4	17.5	18.2	20.1	22.3	22.9
7	0.5	7 / 0.30	36.0	0.6	2.1	12.8	13.9	14.5	16.3	18.2	18.8	16.4	17.5	18.2	20.1	22.3	22.9
8	0.5	7 / 0.30	36.0	0.6	2.1	14.6	15.6	16.5	18.4			18.3	19.5	20.4	22.4		
9	0.5	7 / 0.30	36.0	0.6	2.1	16.0	17.1	18.0	19.9			20.0	21.2	22.1	24.0		
12	0.5	7 / 0.30	36.0	0.6	2.1	17.2	18.6	19.4	21.7			21.3	22.6	23.5	26.0		
19	0.5	7 / 0.30	36.0	0.6	2.1	20.4	21.9	22.9	25.5			24.5	26.2	27.0	29.7		
24	0.5	7 / 0.30	36.0	0.6	2.1	23.9	25.6					28.1	30.1				
37	0.5	7 / 0.30	36.0	0.6	2.1	27.5	29.6					32.0	34.0				
1	0.9	7 / 0.40	20.6	0.6	2.4	6.6		7.0		7.6		9.7		10.1		10.8	
2 **	0.9	7 / 0.40	20.6	0.6	2.4	7.8	10.8	11.3	12.6	14.3	14.7	11.0	14.2	14.5	16.2	18.0	18.4
3	0.9	7 / 0.40	20.6	0.6	2.4	10.6	11.5	12.2	13.4	15.2	15.9	14.0	14.9	15.6	17.0	19.1	19.9
4	0.9	7 / 0.40	20.6	0.6	2.4	11.8	12.8	13.6	14.9	17.0	17.4	15.2	16.4	17.0	18.6	21.0	21.5
5	0.9	7 / 0.40	20.6	0.6	2.4	13.1	14.2	14.9	16.6	18.7	19.2	16.7	17.9	18.6	20.6	22.7	23.3
6	0.9	7 / 0.40	20.6	0.6	2.4	14.5	15.7	16.4	18.2	20.6	21.2	18.2	19.6	20.3	22.2	24.7	25.5
7	0.9	7 / 0.40	20.6	0.6	2.4	14.5	15.7	16.4	18.2	20.6	21.2	18.2	19.6	20.3	22.2	24.7	25.5
8	0.9	7 / 0.40	20.6	0.6	2.4	16.5	17.7	18.6	20.7			20.5	21.8	22.6	24.7		
9	0.9	7 / 0.40	20.6	0.6	2.4	18.0	19.2	20.3	22.4			22.0	23.3	24.4	26.7		
12	0.9	7 / 0.40	20.6	0.6	2.4	19.4	21.0	22.0	24.3			23.4	25.2	26.0	28.5		
19	0.9	7 / 0.40	20.6	0.6	2.4	22.9	24.6	26.0	28.7			27.1	28.8	30.2	33.2		
24	0.9	7 / 0.40	20.6	0.6	2.4	27.0	29.0					31.5	33.5				
37	0.9	7 / 0.40	20.6	0.6	2.4	31.2	33.5					35.8	38.2				
1	1.5	7 / 0.52	12.1	0.6	2.85	7.7		8.0		8.7		10.9		11.2		11.9	
2 **	1.5	7 / 0.52	12.1	0.6	2.85	8.9	12.8	13.4	14.6	16.7	17.1	12.1	16.4	16.6	18.3	20.8	21.2
3	1.5	7 / 0.52	12.1	0.6	2.85	12.6	13.7	14.3	15.6	17.9	18.3	16.2	17.3	18.0	19.5	22.0	22.4
4	1.5	7 / 0.52	12.1	0.6	2.85	14.0	15.0	15.9	17.4	19.9	20.4	17.7	18.7	19.7	21.4	24.0	24.4
5	1.5	7 / 0.52	12.1	0.6	2.85	15.3	16.6	17.4	19.1	21.8	22.4	19.2	20.7	21.2	23.2	26.1	26.6
6	1.5	7 / 0.52	12.1	0.6	2.85	16.9	18.2	19.1	21.1	23.9	24.5	21.0	22.3	23.1	25.2	28.2	28.8
7	1.5	7 / 0.52	12.1	0.6	2.85	16.9	18.2	19.1	21.1	23.9	24.5	21.0	22.3	23.1	25.2	28.2	28.8
8	1.5	7 / 0.52	12.1	0.6	2.85	19.1	20.7	21.7	23.8			23.2	24.8	25.7	28.1		
9	1.5	7 / 0.52	12.1	0.6	2.85	21.0	22.5	23.6	26.1			25.2	26.7	27.8	30.6		
12	1.5	7 / 0.52	12.1	0.6	2.85	22.6	24.3	25.7	28.3			26.9	28.6	29.9	32.7		
19	1.5	7 / 0.52	12.1	0.6	2.85	26.8	28.8	30.4	33.5			31.2	33.2	34.8	38.1		
24	1.5	7 / 0.52	12.1	0.6	2.85	31.6	34.0					36.3	38.7				
37	1.5	7 / 0.52	12.1	0.6	2.85	36.5	39.3					41.4	44.2				

\* The rated outer diameter of cables may vary by +/- 20 % depending on the options selected.

\*\* The two pairs with general electrical screen (EG) are twisted like a quad cable.

For this product, please contact:

OMERIN division principale

Zone Industrielle - F 63600 Ambert

Tel. +33 (0)4 73 82 50 00

omerin@omerin.com

OMERIN division silisol

BP 87 - ZI du Devvey - F 42000 Saint-Etienne

Tel. +33 (0)4 77 81 36 00

silisol@omerin.com

[www.omerin.com](http://www.omerin.com)



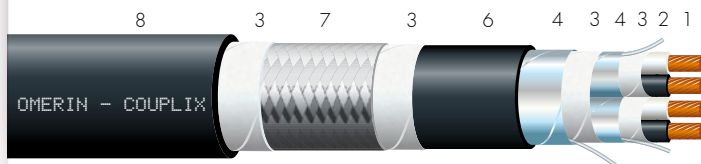
The information provided in this technical data sheet is indicative and may be modified without prior notice, laying, wiring and electrical conditions and the environment of the cable can not be fully considered in our studies. In no way the company OMERIN shall be held responsible for any incidents in the case of inappropriate uses, particularly in the case of wiring conditions that do not respect the good practice and the standards in force.

For an optimum use of the cables produced by our company, we recommend testing in real conditions. Our sales department is available for a possible provision of samples, and/or for the conditions of a complete study in our laboratories.

© Registered trademark of the OMERIN Group. Drawings and photos are not contractual. Reproduction is prohibited without the prior agreement of OMERIN.

# COUPLIX® ZH

## Pyrometry cables (Extension and compensation)



- 1 • Stranded core extension: JX, KX, EX, TX or compensation: BC, KCB.
- 2 • Insulation: cross-linked halogen-free polyolefine + optional filler(s).
- 3 • Optional separating tape.
- 4 • (optional) Individual electrical screen (EI): aluminium/PET tape + continuity wire.
- 5 • General electrical screen: aluminium/PET tape + continuity wire (EG) / tin-plated copper braid (BE) / bare copper braid (BR).
- 6 • (optional) Internal sheath: HFFR, type ST8 as per IEC 60502-1.
- 7 • (optional) Armour: galvanized steel braid (BG) / double steel tape (FA).
- 8 • Outer sheath: HFFR, type ST8 as per IEC 60502-1.

### Reference

- (example) COUPLIX® JX ZH EI BG 2P0.5 mm<sup>2</sup>
- JX, TX, KX, EX, BC, KCB: type of extension cable or compensation cable
- ZH: halogen free
- EI, EG, BE, BR: type of electrical screen
- BG, FA: type of armour
- 2P: number of pairs
- 0.5 mm<sup>2</sup>: cross-section in mm<sup>2</sup>

### Approvals - standards

- IEC 60332-1 / IEC 60332-3.
- IEC 61034-2 / IEC 60754-1 / IEC 60754-2.
- IEC 60584-1 / IEC 60584-2 / IEC 60584-3.

### Markings

- OMERIN – COUPLIX < xx ZH xx xx >
- < cross-section > – < batch > – < year >

### Category

- Extension cable – tolerance class: 1.
- Compensation cable – tolerance class: 2.

### Colour code

IEC

### Form

Round

## Technical characteristics

### Thermal

- Temperature of insulation under continuous operation: -30 °C to +80 °C.

### Electrical

- Test voltage: 500 V.

### Smoke - fire

- Flame retardant – cable alone:  
IEC 60332-1-2 / NF EN 60332-1-2 / NF C 32-070 test C2.
- Flame retardant – bunched cable:  
IEC 60332-3-24 cat. C / NF EN 60332-3-24 cat. C.
- Low smoke density: IEC 61034-2 / NF EN 61034-2.
- Halogen-free: IEC 60754-1 / NF EN 60754-1.
- low corrosivity of gas emissions: IEC 60754-2 / NF EN 60754-2.

### Resistance of outer sheath to chemical attacks as per OMERIN test report NT140220-01:

- Good resistance to acid.
- Good resistance to base.
- Fairly good resistance to aliphatic hydrocarbons.
- Resistance to water: type AD7 as per IEC 60529 without immersion of ends.
- Resistance to UV ≥ 2000 hours as per EN 16472.

## Options

- Other extension cables or compensation cables: contact us.
- C1: Fire retardant cable as per NF C 32-070 test C1: contact us.
- 105 °C cable: contact us.
- Other colour codes: contact us.

For this product, please contact:

#### OMERIN division principale

Zone Industrielle - F 63600 Ambert  
Tel. +33 (0)4 73 82 50 00 - Fax +33 (0)4 73 82 50 10  
omerin@omerin.com

#### OMERIN division silisol

BP 87 - ZI du Devay - F 42000 Saint-Étienne  
Tel. +33 (0)4 77 81 36 00 - Fax +33 (0)4 77 81 37 00  
silisol@omerin.com

[www.omerin.com](http://www.omerin.com)

**omerin**  
LES CABLES DE L'EXTREME

The information provided in this technical data sheet is indicative and may be modified without prior notice, laying, wiring and electrical conditions and the environment of the cable can not be fully considered in our studies. In no way the company OMERIN shall be held responsible for any incidents in the case of inappropriate uses, particularly in the case of wiring conditions that do not respect the good practice and the standards in force.  
For an optimum use of the cables produced by our company, we recommend testing in real conditions. Our sales department is available for a possible provision of samples, and/or for the conditions of a complete study in our laboratories.  
© Registered trademark of the OMERIN Group. Drawings and photos are not contractual. Reproduction is prohibited without the prior agreement of OMERIN.

Number of pairs	Nominal cross-section (mm <sup>2</sup> )	Nominal stranding	Nominal thickness of insulation (mm)	Nominal diameter of conductors (mm)	NON-SHIELDED CABLES Nominal outside diameter* (mm)		ARMoured CABLES Nominal outside diameter* (mm)	
					EG	EI	EG	EI
1	0.5	7 / 0.30	0.5	1.9	5.6		8.7	
2 **	0.5	7 / 0.30	0.5	1.9	6.4	9.0	9.5	12.2
3	0.5	7 / 0.30	0.5	1.9	8.7	9.3	11.9	12.7
4	0.5	7 / 0.30	0.5	1.9	9.5	10.3	12.9	13.7
5	0.5	7 / 0.30	0.5	1.9	10.7	11.6	14.1	15.2
6	0.5	7 / 0.30	0.5	1.9	11.8	12.8	15.4	16.4
7	0.5	7 / 0.30	0.5	1.9	11.8	12.8	15.4	16.4
8	0.5	7 / 0.30	0.5	1.9	13.5	14.4	17.1	18.1
9	0.5	7 / 0.30	0.5	1.9	14.7	15.8	18.6	19.8
12	0.5	7 / 0.30	0.5	1.9	15.9	17.0	19.9	21.0
19	0.5	7 / 0.30	0.5	1.9	18.8	20.1	22.8	24.4
24	0.5	7 / 0.30	0.5	1.9	21.9	23.5	26.2	28.0
37	0.5	7 / 0.30	0.5	1.9	25.2	27.1	29.7	31.5
1	1	14 / 0.30	0.5	2.4	6.6		9.7	
2 **	1	14 / 0.30	0.5	2.4	7.8	11.0	11.0	14.4
3	1	14 / 0.30	0.5	2.4	10.6	11.5	14.0	14.9
4	1	14 / 0.30	0.5	2.4	11.8	12.8	15.2	16.4
5	1	14 / 0.30	0.5	2.4	13.1	14.2	16.7	17.9
6	1	14 / 0.30	0.5	2.4	14.5	15.7	18.2	19.6
7	1	14 / 0.30	0.5	2.4	14.5	15.7	18.2	19.6
8	1	14 / 0.30	0.5	2.4	16.5	17.7	20.5	21.8
9	1	14 / 0.30	0.5	2.4	18.0	19.2	22.0	23.3
12	1	14 / 0.30	0.5	2.4	19.4	21.0	23.4	25.2
19	1	14 / 0.30	0.5	2.4	22.9	24.6	27.1	28.8
24	1	14 / 0.30	0.5	2.4	27.0	29.0	31.5	33.5
37	1	14 / 0.30	0.5	2.4	31.2	33.5	35.8	38.2

\* The rated outer diameter of cables may vary by +/- 20 % depending on the options selected.

\*\* The two pairs with general electrical screen (EG) are twisted like a quad cable.

For this product, please contact:

OMERIN division principale

Zone Industrielle - F 63600 Ambert

Tel. +33 (0)4 73 82 50 00 - Fax +33 (0)4 73 82 50 10

omerin@omerin.com

OMERIN division silisol

BP 87 - ZI du Devey - F 42000 Saint-Etienne

Tel. +33 (0)4 77 81 36 00 - Fax +33 (0)4 77 81 37 00

silisol@omerin.com

[www.omerin.com](http://www.omerin.com)



The information provided in this technical data sheet is indicative and may be modified without prior notice, laying, wiring and electrical conditions and the environment of the cable can not be fully considered in our studies. In no way the company OMERIN shall be held responsible for any incidents in the case of inappropriate uses, particularly in the case of wiring conditions that do not respect the good practice and the standards in force.

For an optimum use of the cables produced by our company, we recommend testing in real conditions. Our sales department is available for a possible provision of samples, and/or for the conditions of a complete study in our laboratories.

© Registered trademark of the OMERIN Group. Drawings and photos are not contractual. Reproduction is prohibited without the prior agreement of OMERIN.





## HIGH TEMPERATURE CABLES

FT No.	PRODUCT REFERENCE	PAGE
<b>6200</b>	ENERSYL HT – HIGH TEMPERATURE CABLES	20
<b>6201</b>	ENERSYL HT POWER Single core	22
<b>6202</b>	ENERSYL HT POWER Multicore	24
<b>6203</b>	ENERSYL HT CONTROL	26
<b>6204</b>	ENERSYL HT INSTRUM	28
<b>6205</b>	COUPLIX HT	30

# ENERSYL® HT

## HIGH TEMPERATURE CABLES

### Technical data

Continuous operating temperature
Maximum core temperature
Rated voltage
Test voltage

### Standard products

Stranding of the core
Insulation of conductors
Outer sheath
Colour identification of conductors

Colour of the outer sheath

### Options

Flexible core - CuSn class 5
Individual electrical screen (pair / triple / quad) using aluminium/PET tape + continuity wire*
General electrical screen using aluminium/PET tape + continuity wire
General electrical screen using bare copper braid
General electrical screen using tin-plated copper braid
Mechanical armour using galvanized steel braid (+ inner sheath)
Mechanical armour using double steel tape (+ inner sheath)
Use in ATEX zone as per NF C 15-100 part 4-42 or EN 60079-14 (excluding "i" intrinsic safety circuit)
Use in ATEX zone for "i" intrinsic safety circuit only as per EN 60079-14

### Characteristics

Core - as per standard
Insulation - as per standard
Sheath - material as per standard
Cable - construction as per standard

### Fire-smoke resistance properties of cable

Flame retardant - IEC 60332-3-22 (Cat. A bundled cables)
Flame retardant - IEC 60332-3-24 (Cat. C bundled cables)
Fire retardant - NF C 32-070 test C1
Flame retardant - IEC 60332-1-2 / NF C 32-070 test C2
Fire-resistant - EN 50200
Low smoke density - IEC 61034-2
Halogen-free - IEC 60754-1
Low corrosiveness of gas emissions - IEC 60754-2

### Physical / chemical properties of the sheath

Resistance to acid (immersion 168 h)**
Resistance to base (immersion 168 h)**
Resistance to IRM 902 mineral oil (24 h immersion at 100 °C)**
Reinforced resistance to IRM 902 mineral oil (168 h immersion at 90 °C)**
Resistance to aliphatic hydrocarbons (immersion 168 h)**
AD7 class as per IEC 60529 (immersion in water - ends not immersed)**
Resistance to saline mist (immersion in salt water - 168 h at 60 °C)**
Resistance to UV ≥ 2000 h as per EN 16472**

\* By default all cables with individual screens also have EG type general screens.


\*\* Based on the OMERIN method. Refer to the corresponding test report for further information.

[www.omerin.com](http://www.omerin.com)

**omerin**  
LES CABLES DE L'EXTREME

The information provided in this technical data sheet is indicative and may be modified without prior notice, laying, wiring and electrical conditions and the environment of the cable can not be fully considered in our studies. In no way the company OMERIN shall be held responsible for any incidents in the case of inappropriate uses, particularly in the case of wiring conditions that do not respect the good practice and the standards in force.  
For an optimum use of the cables produced by our company, we recommend testing in real conditions. Our sales department is available for a possible provision of samples, and/or for the conditions of a complete study in our laboratories.  
© Registered trademark of the OMERIN Group. Drawings and photos are not contractual. Reproduction is prohibited without the prior agreement of OMERIN.

ENERSYL® HT POWER Power cables	ENERSYL® HT CONTROL Control cables	ENERSYL® HT INSTRUM Instrumentation cables	COUPLIX® HT Pyrometry cables
-60 °C to +200 °C +230 °C	-60 °C to +200 °C +230 °C	-60 °C to +200 °C +230 °C	-60 °C to +200 °C +230 °C
600 / 1000 V 3500 V	450 / 750 V 2500 V	300 / 500 V 2000 V	N/A 500 V
CuA1 class 2 silicone rubber silicone rubber	CuA1 class 2 silicone rubber silicone rubber	CuA1 class 2 silicone rubber silicone rubber	N/A silicone rubber silicone rubber
HD 308 S2 or black numbered if → 5 conductors brick red	HD 308 S2 or white numbered if → 5 conductors brick red	white/blue OR white/red/blue OR white/red/blue/black brick red	as per IEC 60584 as per IEC 60584
FLEX N/A EG BR BE BG N/A EX N/A	FLEX N/A EG BR BE BG N/A N/A EX	FLEX EI EG BR BE BG N/A N/A EX	N/A EI EG BR BE BG N/A N/A N/A
IEC 60228 NF C 32-090 N/A N/A	IEC 60228 NF C 32-090 N/A N/A	IEC 60228 NF C 32-090 N/A N/A	IEC 60584 NF C 32-090 N/A N/A
✓ ✓ ✓ ✓ ✓ ✓ ✓ ✓	✓ ✓ ✓ ✓ ✓ ✓ ✓ ✓	✓ ✓ ✓ ✓ ✓ ✓ ✓ ✓	✓ ✓ ✓ ✓ N/A ✓ ✓ ✓
✓ - ✓ - ✓ ✓ ✓ ✓	✓ - ✓ - ✓ ✓ ✓ ✓	✓ - ✓ - ✓ ✓ ✓ ✓	✓ - ✓ - ✓ ✓ ✓ ✓

**ENERSYL® HT  
POWER****Single core power cables****Reference**

- (example) ENERSYL® HT EG BG POWER 150 mm<sup>2</sup>  
HT: high temperature  
EG, BE, BR: type of electrical screen  
BG: type of armour  
POWER: power cable  
150 mm<sup>2</sup>: cross-section in mm<sup>2</sup>

**Approvals - standards**

- IEC 60228 / NF C 32-090.
- IEC 60332-1 / IEC 60332-3 / NF C 32-070 test C1.
- NF EN 50200.
- IEC 61034-2 / IEC 60754-1 / IEC 60754-2.

**Markings**

- OMERIN – ENERSYL < HT xx xx POWER >  
< cross-section > – 600/1000V – < batch > – < year >

**Standard products**

- Sheath: brick red.
- Insulation: black.

**Technical characteristics****Thermal**

- Continuous operating temperature: -60°C to +200°C.

**Electrical**

- Rated voltage: 600/1000 V.
- Test voltage: 3500 V.

**Smoke - fire**

- Flame retardant – cable alone:  
IEC 60332-1-2 / NF EN 60332-1-2 / NF C 32-070 test C2.
- Flame retardant – bunched cable:  
IEC 60332-3-22 cat. A / NF EN 60332-3-22 cat. A.
- Fire retardant: NF C 32-070 test C1.
- Fire resistant: NF EN 50200.
- Low smoke density: IEC 61034-2 / NF EN 61034-2.
- Halogen-free: IEC 60754-1 / NF EN 60754-1.
- Low corrosivity of gas emissions: IEC 60754-2 / NF EN 60754-2.

**Resistance of outer sheath to chemical attacks  
as per OMERIN test report NT140102-01:**

- Good resistance to acid.
- Fairly good resistance to base.
- Good resistance to IRM 902 mineral oil.
- Good resistance to aliphatic hydrocarbons.
- Resistance to water: type AD7 as per IEC 60529 without immersion of ends.
- Resistance to UV ≥ 2000 hours as per EN 16472.

**Options**

- FLEX: flexible tin-plated copper core, class 5 as per IEC 60228.
- Other colours: contact us.
- ATEX as per NF C 15-100 part 4-42 / EN 60079-14.  
Particularly suited for static facilities in potentially explosive environments, excluding the "i" intrinsic safety protection mode.  
> ENERSYL® HT BG EX POWER : with a silicone sheath under the armour and without hygroscopic separating tape.

For this product, please contact:

OMERIN division principale

Zone Industrielle - F 63600 Ambert  
Tel. +33 (0)4 73 82 50 00 - Fax +33 (0)4 73 82 50 10  
omerin@omerin.com

OMERIN division silisol

BP 87 - ZI du Devay - F 42000 Saint-Etienne  
Tel. +33 (0)4 77 81 36 00 - Fax +33 (0)4 77 81 37 00  
silisol@omerin.com

[www.omerin.com](http://www.omerin.com)

The information provided in this technical data sheet is indicative and may be modified without prior notice, laying, wiring and electrical conditions and the environment of the cable can not be fully considered in our studies. In no way the company OMERIN shall be held responsible for any incidents in the case of inappropriate uses, particularly in the case of wiring conditions that do not respect the good practice and the standards in force.  
For an optimum use of the cables produced by our company, we recommend testing in real conditions. Our sales department is available for a possible provision of samples, and/or for the conditions of a complete study in our laboratories.  
® Registered trademark of the OMERIN Group. Drawings and photos are not contractual. Reproduction is prohibited without the prior agreement of OMERIN.

Nominal cross-section (mm <sup>2</sup> )	Nominal stranding	Nominal thickness of insulation (mm)	Nominal diameter of conductors (mm)	NON-SHIELDED CABLES			ARMoured CABLES			Max. linear resistance at 20 °C (Ω/km)
				Nominal thickness of the sheath (mm)	Nominal outside diameter* (mm)	Approximate linear weight (kg/km)	Nominal thickness of the sheath (mm)	Nominal outside diameter* (mm)	Approximate linear weight (kg/km)	
1.5	7 / 0.52	0.8	3.1	0.7	4.7	35	1.0	7.8	98	12.1
2.5	7 / 0.67	0.8	3.6	0.7	5.2	48	1.0	8.3	117	7.41
4	7 / 0.85	0.8	4.2	0.8	6.0	68	1.2	9.5	154	4.61
6	7 / 1.04	1.0	5.2	1.0	7.4	104	1.4	11.4	219	3.08
10	7 / 1.33	1.1	6.4	1.0	8.6	151	1.4	12.6	282	1.83
16	7 / 1.68	1.1	7.4	1.2	10.0	220	1.5	14.2	377	1.15
25	7 strands	1.2	8.6	1.4	11.6	322	1.5	15.8	501	0.727
35	7 strands	1.3	9.7	1.4	12.7	427	1.5	16.9	621	0.524
50	19 strands	1.4	11.5	1.5	14.7	587	1.6	19.2	821	0.387
70	19 strands	1.4	12.7	1.5	15.9	759	1.6	20.6	1031	0.268
95	19 strands	1.5	14.8	1.6	18.3	1047	1.8	23.4	1377	0.193
120	19 strands	1.5	16.4	1.6	19.9	1287	2.0	25.4	1666	0.153
150	19 strands	1.5	18.3	1.8	22.2	1593	2.0	27.7	2012	0.124
185	37 strands	1.6	20.7	1.8	24.6	1966	2.4	30.9	2481	0.0991
240	37 strands	1.8	23.4	2.2	28.1	2565	2.4	34.4	3148	0.0754
300	61 strands	2.0	27.0	2.4	32.1	3215	2.6	38.8	3909	0.0601
400	61 strands	2.4	30.4	2.6	35.9	4087	2.8	43.0	4895	0.0470

\* The rated outer diameter of cables may vary by +/- 15% depending on the options selected (excluding FLEX option +/- 25%).

For this product, please contact:

**OMERIN division principale**

Zone Industrielle - F 63600 Ambert

Tel. +33 (0)4 73 82 50 00 - Fax +33 (0)4 73 82 50 10

omerin@omerin.com

**OMERIN division silisol**

BP 87 - ZI du Devay - F 42000 Saint-Étienne

Tel. +33 (0)4 77 81 36 00 - Fax +33 (0)4 77 81 37 00

silisol@omerin.com

[www.omerin.com](http://www.omerin.com)

**omerin**  
LES CABLES DE L'EXTREME


The information provided in this technical data sheet is indicative and may be modified without prior notice, laying, wiring and electrical conditions and the environment of the cable can not be fully considered in our studies. In no way the company OMERIN shall be held responsible for any incidents in the case of inappropriate uses, particularly in the case of wiring conditions that do not respect the good practice and the standards in force.

For an optimum use of the cables produced by our company, we recommend testing in real conditions. Our sales department is available for a possible provision of samples, and/or for the conditions of a complete study in our laboratories.

© Registered trademark of the OMERIN Group. Drawings and photos are not contractual. Reproduction is prohibited without the prior agreement of OMERIN.

# ENERSYL® HT POWER

## Multicore power cables



- 1 • Stranded bare copper core, class 2 as per IEC 60228.
- 2 • Optional separating tape.
- 3 • Insulation: silicone rubber as per NF C 32-090 + optional filler(s).
- 4 • (optional) electrical screen: aluminium/PET tape + continuity wire (EG) / tin-plated copper braid (BE) / bare copper braid (BR).
- 5 • (optional) Internal sheath: silicone rubber.
- 6 • (optional) Armour: galvanized steel braid (BG).
- 7 • Outer sheath: silicone rubber.

### Reference

- (example) ENERSYL® HT EG BG POWER 2x4 mm<sup>2</sup>  
HT: high temperature  
EG, BE, BR: type of electrical screen  
BG: type of armour  
POWER: power cable  
2: number of conductors  
X, G: type of assembly: without (X) or  
with (G) an earth wire  
4 mm<sup>2</sup>: cross-section in mm<sup>2</sup>

### Approvals - standards

- IEC 60228 / NF C 32-090.
- IEC 60332-1 / IEC 60332-3 / NF C 32-070  
test C1.
- NF EN 50200.
- IEC 61034-2 / IEC 60754-1 / IEC 60754-2.

### Markings

- OMERIN – ENERSYL < HT xx xx POWER >  
< cross-section > – 600/1000V – < batch > – < year >

### Standard products

- Sheath: brick red.
- Colour identification of conductors:  
> up to 5 conductors: as per HD 308 S2.  
> more than 5 conductors: white numbered.

### Technical characteristics

#### Thermal

- Continuous operating temperature: -60°C to +200°C.

#### Electrical

- Rated voltage: 600/1000 V.
- Test voltage: 3500 V.

#### Smoke - fire

- Flame retardant – cable alone:  
IEC 60332-1-2 / NF EN 60332-1-2 / NF C 32-070 test C2.
- Flame retardant – bunched cable:  
IEC 60332-3-22 cat. A / NF EN 60332-3-22 cat. A.
- Fire retardant: NF C 32-070 test C1.
- Fire resistant: NF EN 50200.
- Low smoke density: IEC 61034-2 / NF EN 61034-2.
- Halogen-free: IEC 60754-1 / NF EN 60754-1.
- Low corrosivity of gas emissions: IEC 60754-2 / NF EN 60754-2.

#### Resistance of outer sheath to chemical attacks as per OMERIN test report NT140102-01:

- Good resistance to acid.
- Fairly good resistance to base.
- Good resistance to IRM 902 mineral oil.
- Good resistance to aliphatic hydrocarbons.
- Resistance to water: type AD7 as per IEC 60529 without immersion of ends.
- Resistance to UV ≥ 2000 hours as per EN 16472.

### Options

- FLEX: flexible tin-plated copper core, class 5 as per IEC 60228.
- Other colours: contact us.
- ATEX as per NF C 15-100 part 4-42 / EN 60079-14.  
Particularly suited for static facilities in potentially explosive environments, excluding the "i" intrinsic safety protection mode.  
> ENERSYL® HT BG EX POWER: with a silicone sheath under the armour and without hygroscopic separating tape.

For this product, please contact:

OMERIN division principale

Zone Industrielle - F 63600 Ambert  
Tel. +33 (0)4 73 82 50 00 - Fax +33 (0)4 73 82 50 10  
omerin@omerin.com

OMERIN division silisol

BP 87 - ZI du Devey - F 42000 Saint-Etienne  
Tel. +33 (0)4 77 81 36 00 - Fax +33 (0)4 77 81 37 00  
silisol@omerin.com

**omerin**  
LES CABLES DE L'EXTREME

[www.omerin.com](http://www.omerin.com)

The information provided in this technical data sheet is indicative and may be modified without prior notice, laying, wiring and electrical conditions and the environment of the cable can not be fully considered in our studies. In no way the company OMERIN shall be held responsible for any incidents in the case of inappropriate uses, particularly in the case of wiring conditions that do not respect the good practice and the standards in force.  
For an optimum use of the cables produced by our company, we recommend testing in real conditions. Our sales department is available for a possible provision of samples, and/or for the conditions of a complete study in our laboratories.  
© Registered trademark of the OMERIN Group. Drawings and photos are not contractual. Reproduction is prohibited without the prior agreement of OMERIN.




				NON-SHIELDED CABLES			ARMoured CABLES			
Nominal cross-section (mm <sup>2</sup> )	Nominal stranding	Nominal thickness of insulation (mm)	Nominal diameter of conductors (mm)	Nominal thickness of the sheath (mm)	Nominal outside diameter* (mm)	Approximate linear weight (kg/km)	Nominal thickness of the sheath (mm)	Nominal outside diameter* (mm)	Approximate linear weight (kg/km)	Max. linear resistance at 20 °C (Ω/km)
2 x 1.5	7 / 0.52	0.8	3.1	1.0	8.4	100	1.4	12.4	229	12.1
3 x 1.5	7 / 0.52	0.8	3.1	1.0	8.9	120	1.4	12.9	256	12.1
4 x 1.5	7 / 0.52	0.8	3.1	1.2	10.1	156	1.5	14.3	314	12.1
5 x 1.5	7 / 0.52	0.8	3.1	1.4	11.4	173	1.5	15.6	348	12.1
7 x 1.5	7 / 0.52	0.8	3.1	1.4	12.3	222	1.5	16.5	410	12.1
12 x 1.5	7 / 0.52	0.8	3.1	1.5	16.1	360	1.6	20.8	635	12.1
19 x 1.5	7 / 0.52	0.8	3.1	1.6	19.0	541	1.8	24.1	883	12.1
24 x 1.5	7 / 0.52	0.8	3.1	1.8	22.5	692	2.2	28.4	1141	12.1
27 x 1.5	7 / 0.52	0.8	3.1	1.8	23.0	760	2.2	28.8	1218	12.1
37 x 1.5	7 / 0.52	0.8	3.1	2.0	26.0	1020	2.4	32.3	1562	12.1
2 x 2.5	7 / 0.67	0.8	3.6	1.2	9.8	142	1.4	13.8	290	7.41
3 x 2.5	7 / 0.67	0.8	3.6	1.4	10.8	182	1.5	15.0	350	7.41
4 x 2.5	7 / 0.67	0.8	3.6	1.4	11.7	224	1.5	15.9	404	7.41
5 x 2.5	7 / 0.67	0.8	3.6	1.4	12.7	236	1.5	16.9	430	7.41
7 x 2.5	7 / 0.67	0.8	3.6	1.5	14.0	314	1.6	18.5	538	7.41
12 x 2.5	7 / 0.67	0.8	3.6	1.6	18.5	517	1.8	23.5	850	7.41
19 x 2.5	7 / 0.67	0.8	3.6	1.8	21.9	785	2.0	27.4	1200	7.41
24 x 2.5	7 / 0.67	0.8	3.6	2.0	25.9	1001	2.4	32.2	1541	7.41
27 x 2.5	7 / 0.67	0.8	3.6	2.0	26.4	1103	2.4	32.7	1653	7.41
37 x 2.5	7 / 0.67	0.8	3.6	2.2	29.9	1481	2.6	36.6	2130	7.41
2 x 4	7 / 0.85	0.8	4.2	1.4	11.4	199	1.5	15.6	375	4.61
3 x 4	7 / 0.85	0.8	4.2	1.4	12.1	244	1.5	16.3	429	4.61
4 x 4	7 / 0.85	0.8	4.2	1.4	13.2	303	1.5	17.4	503	4.61
5 x 4	7 / 0.85	0.8	4.2	1.5	14.5	328	1.6	19.0	559	4.61
7 x 4	7 / 0.85	0.8	4.2	1.5	15.8	431	1.6	20.5	702	4.61
12 x 4	7 / 0.85	0.8	4.2	1.6	21.0	716	2.0	26.4	1114	4.61
2 x 6	7 / 1.04	1.0	5.2	1.4	13.4	285	1.5	17.6	488	3.08
3 x 6	7 / 1.04	1.0	5.2	1.5	14.4	359	1.6	18.9	589	3.08
4 x 6	7 / 1.04	1.0	5.2	1.5	15.8	447	1.6	20.4	718	3.08
5 x 6	7 / 1.04	1.0	5.2	1.5	17.2	475	1.8	22.3	788	3.08
7 x 6	7 / 1.04	1.0	5.2	1.6	19.1	644	1.8	24.2	988	3.08
2 x 10	7 / 1.33	1.1	6.4	1.5	16.0	421	1.6	20.7	695	1.83
3 x 10	7 / 1.33	1.1	6.4	1.5	17.0	528	1.8	22.1	837	1.83
4 x 10	7 / 1.33	1.1	6.4	1.6	19.0	675	1.8	24.0	1017	1.83
5 x 10	7 / 1.33	1.1	6.4	1.6	20.8	719	2.0	26.2	1114	1.83
2 x 16	7 / 1.68	1.1	7.4	1.6	18.3	590	1.8	23.4	921	1.15
3 x 16	7 / 1.68	1.1	7.4	1.6	19.5	750	1.8	24.5	1100	1.15
4 x 16	7 / 1.68	1.1	7.4	1.8	21.8	966	2.0	27.3	1378	1.15
5 x 16	7 / 1.68	1.1	7.4	1.8	23.9	1041	2.4	30.1	1543	1.15
2 x 25	7 strands	1.2	8.6	1.6	20.7	821	2.0	26.2	1215	0.727
3 x 25	7 strands	1.2	8.6	1.8	22.5	1080	2.2	28.3	1529	0.727
4 x 25	7 strands	1.2	8.6	2.0	25.1	1392	2.4	31.4	1917	0.727
5 x 25	7 strands	1.2	8.6	2.0	27.5	1518	2.4	33.8	2090	0.727
2 x 35	7 strands	1.3	9.7	1.8	23.3	1099	2.2	29.2	1563	0.524
3 x 35	7 strands	1.3	9.7	2.0	25.3	1452	2.4	31.5	1980	0.524
4 x 35	7 strands	1.3	9.7	2.2	28.2	1874	2.4	34.4	2458	0.524
5 x 35	7 strands	1.3	9.7	2.4	31.3	2089	2.6	38.0	2767	0.524
2 x 50	19 strands	1.4	11.5	2.0	27.3	1520	2.4	33.6	2087	0.387
3 x 50	19 strands	1.4	11.5	2.4	29.9	2035	2.6	36.6	2685	0.387
4 x 50	19 strands	1.4	11.5	2.4	32.9	2590	2.6	39.6	3301	0.387
5 x 50	19 strands	1.4	11.5	2.6	36.6	2881	2.8	43.6	3702	0.387
2 x 70	19 strands	1.4	12.7	2.4	30.5	1987	2.6	37.2	2649	0.268
3 x 70	19 strands	1.4	12.7	2.4	32.5	2608	2.6	39.2	3310	0.268
4 x 70	19 strands	1.4	12.7	2.6	36.2	3369	2.8	43.3	4183	0.268

\* The rated outer diameter of cables may vary by +/- 15% depending on the options selected (excluding FLEX option +/- 25%).

# ENERSYL® HT CONTROL

## Control cables



### Reference

- (example) ENERSYL® HT EG BG CONTROL  
19x1,5 mm<sup>2</sup>  
HT: high temperature  
EG, BE, BR: type of electrical screen  
BG: type of armour  
CONTROL: control cable  
19: number of conductors  
X, G: type of assembly: without (X)  
or with (G) an earth wire  
1.5 mm<sup>2</sup>: cross-section in mm<sup>2</sup>

### Approvals - standards

- IEC 60228 / NF C 32-090.
- IEC 60332-1 / IEC 60332-3 / NF C 32-070  
test C1  
• NF EN 50200.
- IEC 61034-2 / IEC 60754-1 / IEC 60754-2.

### Markings

- OMERIN – ENERSYL < HT xx xx CONTROL >  
< cross-section > – 450/750V – < batch > – < year >

### Standard products

- Sheath: brick red.
- Colour identification of conductors:  
< up to 5 conductors: as per HD 308 S2.  
> more than 5 conductors: white numbered.

### Technical characteristics

#### Thermal

- Continuous operating temperature: -60 °C to +200 °C.

#### Electrical

- Rated voltage: 450/750 V.
- Test voltage: 2500 V.

#### Smoke - fire

- Flame retardant – cable alone:  
IEC 60332-1-2 / NF EN 60332-1-2 / NF C 32-070 test C2.
- Flame retardant – bunched cable:  
IEC 60332-3-22 cat. A / NF EN 60332-3-22 cat. A.
- Fire retardant: NF C 32-070 test C1.
- Fire resistant: NF EN 50200.
- Low smoke density: IEC 61034-2 / NF EN 61034-2.
- Halogen-free: IEC 60754-1 / NF EN 60754-1.
- Low corrosivity of gas emissions: IEC 60754-2 / NF EN 60754-2.

#### Resistance of outer sheath to chemical attacks as per OMERIN test report NT140102-01:

- Good resistance to acid.
- Fairly good resistance to base.
- Good resistance to IRM 902 mineral oil.
- Good resistance to aliphatic hydrocarbons.
- Resistance to water: type AD7 as per IEC 60529 without immersion of ends.
- Resistance to UV ≥ 2000 hours as per EN 16472.

### Options

- FLEX: flexible tin-plated copper core, class 5 as per IEC 60228.
- Other colours: contact us.
- ATEX as per EN 60079-14.  
Particularly suited for static facilities in potentially explosive environments with "i" intrinsic safety protection mode, requiring specific identification of cables.  
Colour of the sheath: blue as per EN 60079-14 part 16.2.2.6.  
> ENERSYL® HT EX CONTROL: no electrical screen.  
> ENERSYL® HT BE EX CONTROL: with electrical screen.

For this product, please contact:

OMERIN division principale

Zone Industrielle - F 63600 Ambert  
Tel. +33 (0)4 73 82 50 00 - Fax +33 (0)4 73 82 50 10  
omerin@omerin.com

OMERIN division silisol

BP 87 - ZI du Devey - F 42000 Saint-Etienne  
Tel. +33 (0)4 77 81 36 00 - Fax +33 (0)4 77 81 37 00  
silisol@omerin.com

**omerin**  
LES CABLES DE L'EXTREME

[www.omerin.com](http://www.omerin.com)

The information provided in this technical data sheet is indicative and may be modified without prior notice, laying, wiring and electrical conditions and the environment of the cable can not be fully considered in our studies. In no way the company OMERIN shall be held responsible for any incidents in the case of inappropriate uses, particularly in the case of wiring conditions that do not respect the good practice and the standards in force.  
For an optimum use of the cables produced by our company, we recommend testing in real conditions. Our sales department is available for a possible provision of samples, and/or for the conditions of a complete study in our laboratories.

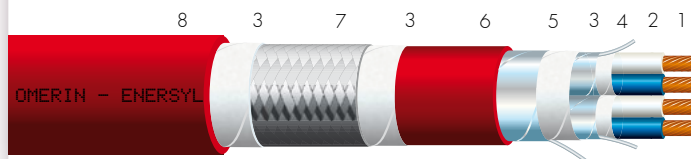
® Registered trademark of the OMERIN Group. Drawings and photos are not contractual. Reproduction is prohibited without the prior agreement of OMERIN.

NON-SHIELDED CABLES							ARMoured CABLES			
Nominal cross-section (mm <sup>2</sup> )	Nominal stranding	Nominal thickness of insulation (mm)	Nominal diameter of conductors (mm)	Nominal thickness of the sheath (mm)	Nominal outside diameter* (mm)	Approximate linear weight (kg/km)	Nominal thickness of the sheath (mm)	Nominal outside diameter* (mm)	Approximate linear weight (kg/km)	Max. linear resistance at 20 °C (Ω/km)
2 x 0.34	7 / 0.25	0.6	2.0	0.8	5,8	42	1.0	8.9	118	57.5
3 x 0.34	7 / 0.25	0.6	2.0		6,1	49	1.2	9.6	137	57.5
4 x 0.34	7 / 0.25	0.6	2.0	1.0	7,0	65	1.4	11.0	175	57.5
5 x 0.34	7 / 0.25	0.6	2.0		7,6	66	1.4	11.6	185	57.5
7 x 0.34	7 / 0.25	0.6	2.0	1.0	8,2	83	1.4	12.2	209	57.5
12 x 0.34	7 / 0.25	0.6	2.0		11,3	148	1.5	15.5	323	57.5
19 x 0.34	7 / 0.25	0.6	2.0	1.4	13,0	208	1.5	17.2	406	57.5
24 x 0.34	7 / 0.25	0.6	2.0		15,2	263	1.6	19.9	524	57.5
27 x 0.34	7 / 0.25	0.6	2.0	1.5	15,5	286	1.6	20.2	552	57.5
37 x 0.34	7 / 0.25	0.6	2.0		17,2	367	1.8	22.3	679	57.5
2 x 0.5	7 / 0.30	0.6	2.1	0.8	6,0	47	1.2	9.5	133	36.0
3 x 0.5	7 / 0.30	0.6	2.1		6,3	55	1.2	9.8	146	36.0
4 x 0.5	7 / 0.30	0.6	2.1	1.0	7,3	73	1.4	11.3	187	36.0
5 x 0.5	7 / 0.30	0.6	2.1		7,9	76	1.4	11.9	198	36.0
7 x 0.5	7 / 0.30	0.6	2.1	1.0	8,5	96	1.4	12.5	226	36.0
12 x 0.5	7 / 0.30	0.6	2.1		11,7	171	1.5	15.9	351	36.0
19 x 0.5	7 / 0.30	0.6	2.1	1.4	13,5	242	1.5	17.7	447	36.0
24 x 0.5	7 / 0.30	0.6	2.1		15,8	306	1.6	20.5	577	36.0
27 x 0.5	7 / 0.30	0.6	2.1	1.5	16,1	334	1.6	20.8	609	36.0
37 x 0.5	7 / 0.30	0.6	2.1		17,9	432	1.8	23.0	756	36.0
2 x 0.75	7 / 0.37	0.6	2.4	1.0	7,0	65	1.4	11.0	175	24.5
3 x 0.75	7 / 0.37	0.6	2.4		7,4	77	1.4	11.4	192	24.5
4 x 0.75	7 / 0.37	0.6	2.4	1.0	8,0	92	1.4	12.0	216	24.5
5 x 0.75	7 / 0.37	0.6	2.4		8,7	96	1.4	12.7	229	24.5
7 x 0.75	7 / 0.37	0.6	2.4	1.2	9,8	131	1.4	13.8	279	24.5
12 x 0.75	7 / 0.37	0.6	2.4		13,0	218	1.5	17.2	415	24.5
19 x 0.75	7 / 0.37	0.6	2.4	1.5	15,2	320	1.6	19.9	582	24.5
24 x 0.75	7 / 0.37	0.6	2.4		17,6	396	1.8	22.7	715	24.5
27 x 0.75	7 / 0.37	0.6	2.4	1.6	18,2	442	1.8	23.2	770	24.5
37 x 0.75	7 / 0.37	0.6	2.4		20,3	580	2.0	25.8	966	24.5
2 x 1	7 / 0.43	0.6	2.5	1.0	7,1	70	1.4	11.1	182	18.1
3 x 1	7 / 0.43	0.6	2.5		7,5	84	1.4	11.5	201	18.1
4 x 1	7 / 0.43	0.6	2.5	1.0	8,1	102	1.4	12.1	227	18.1
5 x 1	7 / 0.43	0.6	2.5		8,8	107	1.4	12.8	242	18.1
7 x 1	7 / 0.43	0.6	2.5	1.2	10,0	147	1.5	14.2	303	18.1
12 x 1	7 / 0.43	0.6	2.5		13,2	244	1.5	17.4	445	18.1
19 x 1	7 / 0.43	0.6	2.5	1.5	15,5	362	1.6	20.2	628	18.1
24 x 1	7 / 0.43	0.6	2.5		18,2	457	1.8	23.2	785	18.1
27 x 1	7 / 0.43	0.6	2.5	1.6	18,6	505	1.8	23.7	841	18.1
37 x 1	7 / 0.43	0.6	2.5		20,7	660	2.0	26.2	1053	18.1
2 x 1.5	7 / 0.52	0.6	2.8	1.0	7,8	89	1.4	11.8	210	12.1
3 x 1.5	7 / 0.52	0.6	2.8		8,2	108	1.4	12.2	235	12.1
4 x 1.5	7 / 0.52	0.6	2.8	1.0	8,9	132	1.4	12.9	269	12.1
5 x 1.5	7 / 0.52	0.6	2.8		10,2	149	1.5	14.4	308	12.1
7 x 1.5	7 / 0.52	0.6	2.8	1.4	11,4	203	1.5	15.6	379	12.1
12 x 1.5	7 / 0.52	0.6	2.8		14,8	329	1.6	19.3	565	12.1
19 x 1.5	7 / 0.52	0.6	2.8	1.5	17,2	483	1.8	22.3	795	12.1
24 x 1.5	7 / 0.52	0.6	2.8		20,3	614	2.0	25.8	1000	12.1
27 x 1.5	7 / 0.52	0.6	2.8	1.6	20,7	676	2.0	26.2	1070	12.1
37 x 1.5	7 / 0.52	0.6	2.8		23,5	911	2.2	29.4	1379	12.1
2 x 2.5	7 / 0.67	0.7	3.4	1.2	9,4	134	1.4	13.4	277	7.41
3 x 2.5	7 / 0.67	0.7	3.4		9,9	164	1.4	13.9	314	7.41
4 x 2.5	7 / 0.67	0.7	3.4	1.4	11,2	212	1.5	15.4	385	7.41
5 x 2.5	7 / 0.67	0.7	3.4		12,2	226	1.5	16.4	413	7.41
7 x 2.5	7 / 0.67	0.7	3.4	1.4	13,2	295	1.5	17.4	495	7.41
12 x 2.5	7 / 0.67	0.7	3.4		17,3	484	1.8	22.4	798	7.41
19 x 2.5	7 / 0.67	0.7	3.4	1.6	20,5	734	2.0	26.0	1124	7.41
24 x 2.5	7 / 0.67	0.7	3.4		24,3	937	2.4	30.6	1447	7.41
27 x 2.5	7 / 0.67	0.7	3.4	2.0	25,2	1057	2.4	31.5	1584	7.41
37 x 2.5	7 / 0.67	0.7	3.4		28,5	1419	2.4	34.8	2010	7.41

\* The rated outer diameter of cables may vary by +/- 15% depending on the options selected.

# ENERSYL® HT INSTRUM

## Instrumentation cables



- 1 • Stranded bare copper core, class 2 as per IEC 60228.
- 2 • Insulation: silicone rubber as per NF C 32-090 + optional filler(s).
- 3 • Optional separating tape.
- 4 • (optional) Individual electrical screen (EI): aluminium/PET tape + continuity wire.
- 5 • General electrical screen: aluminium/PET tape + continuity wire (EG) / tin-plated copper braid (BE) / bare copper braid (BR).
- 6 • (optional) Internal sheath: silicone rubber.
- 7 • (optional) Armour: galvanized steel braid (BG).
- 8 • Outer sheath: silicone rubber.

### Reference

- (example) ENERSYL® HT EI BG INSTRUM 2P1,5 mm<sup>2</sup>  
HT: high temperature  
EI, EG, BE, BR: type of electrical screen  
BG: type of armour  
INSTRUM: instrumentation cable  
2 : number of pairs, triples or quads  
P,T,Q: pairs, triples or quads  
1.5 mm<sup>2</sup>: cross-section in mm<sup>2</sup>

### Approvals - standards

- IEC 60228 / NF C 32-090.
- IEC 60332-1 / IEC 60332-3 / NF C 32-070 test C1.  
• NF EN 50200.
- IEC 61034-2 / IEC 60754-1 / IEC 60754-2.

### Markings

- OMERIN – ENERSYL < HT xx xx INSTRUM >  
< cross-section > – 300/500V – < batch > – < year >

### Standard products

- Sheath: brick red.
- Colour identification of conductors:  
> Pair: white and blue numbered.  
> Triple: white, red and blue numbered.  
> Quad: white, black, red and blue numbered.

### Technical characteristics

#### Thermal

- Continuous operating temperature: -60°C to +200°C.

#### Electrical

- Rated voltage: 300/500 V.
- Test voltage: 2000 V.

#### Smoke - fire

- Flame retardant – cable alone:  
IEC 60332-1-2 / NF EN 60332-1-2 / NF C 32-070 test C2.
- Flame retardant – bunched cable:  
IEC 60332-3-22 cat. A / NF EN 60332-3-22 cat. A.
- Fire retardant: NF C 32-070 test C1.
- Fire resistant: NF EN 50200.
- Low smoke density: IEC 61034-2 / NF EN 61034-2.
- Halogen-free: IEC 60754-1 / NF EN 60754-1.
- Low corrosivity of gas emissions: IEC 60754-2 / NF EN 60754-2.

#### Resistance of outer sheath to chemical attacks as per OMERIN test report NT140102-01:

- Good resistance to acid.
- Fairly good resistance to base.
- Good resistance to IRM 902 mineral oil.
- Good resistance to aliphatic hydrocarbons.
- Resistance to water: type AD7 as per IEC 60529 without immersion of ends.
- Resistance to UV ≥ 2000 hours as per EN 16472.

### Options

- FLEX: flexible tin-plated copper core, class 5 as per IEC 60228. (0.9 mm<sup>2</sup> cross-section replaced by 1 mm<sup>2</sup>).
- Other colours: contact us.
- ATEX as per EN 60079-14.  
Particularly suited for static facilities in potentially explosive environments with "i" intrinsic safety protection mode, requiring specific identification of cables.  
Colour of the sheath: blue as per EN 60079-14 part 16.2.2.6.  
> ENERSYL® HT EI BE EX INSTRUM:  
with individual electrical screen (aluminium/PET tape) and general (tin-plated copper braid).  
> ENERSYL® HT EI EX INSTRUM:  
with individual and general electrical screen (aluminium/PET tape).  
> ENERSYL® HT BE EX INSTRUM:  
with general electrical screen (tin-plated copper braid).  
> ENERSYL® HT EG EX INSTRUM:  
with general electrical screen (aluminium/PET tape).

For this product, please contact:

OMERIN division principale

Zone Industrielle - F 63600 Ambert  
Tel. +33 (0)4 73 82 50 00 - Fax +33 (0)4 73 82 50 10  
omerin@omerin.com

OMERIN division silisol

BP 87 - ZI du Devey - F 42000 Saint-Etienne  
Tel. +33 (0)4 77 81 36 00 - Fax +33 (0)4 77 81 37 00  
silisol@omerin.com

[www.omerin.com](http://www.omerin.com)

The information provided in this technical data sheet is indicative and may be modified without prior notice, laying, wiring and electrical conditions and the environment of the cable can not be fully considered in our studies. In no way the company OMERIN shall be held responsible for any incidents in the case of inappropriate uses, particularly in the case of wiring conditions that do not respect the good practice and the standards in force.  
For an optimum use of the cables produced by our company, we recommend testing in real conditions. Our sales department is available for a possible provision of samples, and/or for the conditions of a complete study in our laboratories.  
® Registered trademark of the OMERIN Group. Drawings and photos are not contractual. Reproduction is prohibited without the prior agreement of OMERIN.

**omerin**  
LES CABLES DE L'EXTREME

Number of pairs, triples or quads	Nominal cross-section (mm <sup>2</sup> )	Nominal stranding	Maximum linear resistance at 20 °C (Ω/km)	Nominal thickness of insulation (mm)	Nominal diameter of conductors (mm)	NON-SHIELDED CABLES Nominal outside diameter* (mm)						ARMOURED CABLES Nominal outside diameter* (mm)					
						Pairs		Triples		Quads		Pairs		Triples		Quads	
						EG	EI	EG	EI	EG	EI	EG	EI	EG	EI	EG	EI
1	0.5	7 / 0.30	36.0	0.6	2.1	6.0		6.4		7.5		9.4		9.8		11.5	
2**	0.5	7 / 0.30	36.0	0.6	2.1	7.3	10.0	11.5	12.3	12.8	13.8	11.2	14.1	15.6	16.5	17.0	18.0
3	0.5	7 / 0.30	36.0	0.6	2.1	10.0	11.1	12.1	12.8	13.8	14.9	14.1	15.2	16.2	17.0	18.2	19.4
4	0.5	7 / 0.30	36.0	0.6	2.1	11.4	12.0	13.2	13.9	15.0	16.2	15.5	16.1	17.3	18.1	19.5	20.8
5	0.5	7 / 0.30	36.0	0.6	2.1	12.4	13.0	14.6	15.4	16.4	17.7	16.5	17.1	19.0	20.0	21.4	22.8
6	0.5	7 / 0.30	36.0	0.6	2.1	13.4	14.3	15.8	16.7	18.0	19.6	17.5	18.7	20.3	21.3	23.1	24.6
7	0.5	7 / 0.30	36.0	0.6	2.1	13.4	14.3	15.8	16.7	18.0	19.6	17.5	18.7	20.3	21.3	23.1	24.6
8	0.5	7 / 0.30	36.0	0.6	2.1	15.2	16.0	17.6	19.0			19.7	20.5	22.6	24.0		
9	0.5	7 / 0.30	36.0	0.6	2.1	16.4	17.2	19.4	20.5			20.9	22.2	24.3	26.0		
12	0.5	7 / 0.30	36.0	0.6	2.1	17.6	18.9	20.8	22.5			22.6	23.8	26.2	28.3		
19	0.5	7 / 0.30	36.0	0.6	2.1	20.8	22.3	24.7	26.6			26.2	28.1	30.8	32.8		
24	0.5	7 / 0.30	36.0	0.6	2.1	24.7	26.4					30.8	32.5				
37	0.5	7 / 0.30	36.0	0.6	2.1	28.9	30.8					35.5	37.4				
1	0.9	7 / 0.40	20.6	0.6	2.4	7.0		7.5		8.2		10.9		11.4		12.2	
2**	0.9	7 / 0.40	20.6	0.6	2.4	8.0	11.5	12.7	13.9	14.2	15.5	11.9	15.6	16.8	18.1	18.5	20.1
3	0.9	7 / 0.40	20.6	0.6	2.4	11.6	12.1	13.4	14.3	15.1	16.4	15.7	16.2	17.5	18.8	19.5	21.1
4	0.9	7 / 0.40	20.6	0.6	2.4	12.6	13.2	14.8	15.5	16.6	17.9	16.7	17.3	19.2	20.2	21.3	23.0
5	0.9	7 / 0.40	20.6	0.6	2.4	13.7	14.6	16.1	16.9	18.3	20.0	17.8	19.0	20.7	22.0	23.0	25.4
6	0.9	7 / 0.40	20.6	0.6	2.4	15.1	15.8	17.5	18.7	19.9	22.2	19.7	20.4	22.5	23.8	25.0	27.6
7	0.9	7 / 0.40	20.6	0.6	2.4	15.1	15.8	17.5	18.7	19.9	22.2	19.7	20.4	22.5	23.8	25.0	27.6
8	0.9	7 / 0.40	20.6	0.6	2.4	16.9	17.7	19.9	21.0			21.8	22.6	25.3	26.4		
9	0.9	7 / 0.40	20.6	0.6	2.4	18.6	19.4	22.0	23.1			23.5	24.4	27.3	29.0		
12	0.9	7 / 0.40	20.6	0.6	2.4	20.0	20.9	23.7	25.3			25.3	26.3	29.4	31.6		
19	0.9	7 / 0.40	20.6	0.6	2.4	23.7	24.8	28.4	30.3			29.4	30.9	34.6	37.0		
24	0.9	7 / 0.40	20.6	0.6	2.4	28.4	30.1					34.6	36.7				
37	0.9	7 / 0.40	20.6	0.6	2.4	32.8	34.7					39.3	41.6				
1	1.5	7 / 0.52	12.1	0.6	2.8	7.8		8.3		9.1		11.7		12.2		13.1	
2**	1.5	7 / 0.52	12.1	0.6	2.8	9.4	12.8	14.4	15.9	16.2	17.4	13.3	16.9	18.8	20.6	20.9	22.5
3	1.5	7 / 0.52	12.1	0.6	2.8	13.0	13.6	15.3	15.9	17.2	18.8	17.1	17.7	19.9	20.6	21.9	23.9
4	1.5	7 / 0.52	12.1	0.6	2.8	14.4	14.9	16.7	17.4	18.9	20.5	18.8	19.3	21.2	22.4	23.6	26.0
5	1.5	7 / 0.52	12.1	0.6	2.8	15.7	16.3	18.5	19.4	21.0	23.0	20.3	20.9	23.5	24.4	26.0	28.8
6	1.5	7 / 0.52	12.1	0.6	2.8	17.1	18.0	20.2	21.1	22.9	25.4	22.0	22.9	25.5	26.5	28.3	31.7
7	1.5	7 / 0.52	12.1	0.6	2.8	17.1	18.0	20.2	21.1	22.9	25.4	22.0	22.9	25.5	26.5	28.3	31.7
8	1.5	7 / 0.52	12.1	0.6	2.8	19.4	20.2	23.0	24.1			24.4	25.6	28.8	30.3		
9	1.5	7 / 0.52	12.1	0.6	2.8	21.0	22.3	25.3	26.5			26.4	28.1	31.5	32.7		
12	1.5	7 / 0.52	12.1	0.6	2.8	23.1	24.0	27.3	29.0			28.9	30.2	33.5	35.0		
19	1.5	7 / 0.52	12.1	0.6	2.8	27.4	28.9	32.7	34.2			33.5	35.4	39.3	41.3		
24	1.5	7 / 0.52	12.1	0.6	2.8	32.8	34.1					39.3	41.0				
37	1.5	7 / 0.52	12.1	0.6	2.8	37.7	39.2					44.7	46.6				

\* The rated outer diameter of cables may vary by +/- 20 % depending on the options selected.

\*\* The two pairs with general electrical screen (EG) are twisted like a quad cable.

For this product, please contact:

OMERIN division principale

Zone Industrielle - F 63600 Ambert

Tel. +33 (0)4 73 82 50 00 - Fax +33 (0)4 73 82 50 10

omerin@omerin.com

OMERIN division silisol

BP 87 - ZI du Devvey - F 42000 Saint-Etienne

Tel. +33 (0)4 77 81 36 00 - Fax +33 (0)4 77 81 37 00

silisol@omerin.com

[www.omerin.com](http://www.omerin.com)

The information provided in this technical data sheet is indicative and may be modified without prior notice, laying, wiring and electrical conditions and the environment of the cable can not be fully considered in our studies. In no way the company OMERIN shall be held responsible for any incidents in the case of inappropriate uses, particularly in the case of wiring conditions that do not respect the good practice and the standards in force.

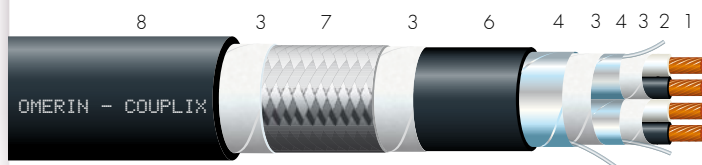
For an optimum use of the cables produced by our company, we recommend testing in real conditions. Our sales department is available for a possible provision of samples, and/or for the conditions of a complete study in our laboratories.

© Registered trademark of the OMERIN Group. Drawings and photos are not contractual. Reproduction is prohibited without the prior agreement of OMERIN.



# COUPLIX® HT

## Pyrometry cables (Extension and compensation)



- 1 • Stranded core extension: JX, KX, EX, TX or compensation: BC, KCB.
- 2 • Insulation: silicone rubber as per NF C 32-090 + optional filler(s).
- 3 • Optional separating tape.
- 4 • (optional) Individual electrical screen (EI): aluminium/PET tape + continuity wire.
- 5 • General electrical screen: aluminium/PET tape + continuity wire (EG) / tin-plated copper braid (BE) / bare copper braid (BR).
- 6 • (optional) Internal sheath: silicone rubber.
- 7 • (optional) Armour: galvanized steel braid (BG).
- 8 • Outer sheath: silicone rubber.

### Reference

- (example) COUPLIX® JX HT EI BG 2P0,5 mm<sup>2</sup>  
JX, TX, KX, EX, BC, KCB: type of extension cable or compensation cable  
HT: high temperature  
EI, EG, BE, BR: type of electrical screen  
BG: type of armour  
2P: number of pairs  
0.5 mm<sup>2</sup>: cross-section in mm<sup>2</sup>

### Approvals - standards

- NF C 32-090.
- IEC 60332-1 / IEC 60332-3 / NF C 32-070 test C1.
- IEC 61034-2 / IEC 60754-1 / IEC 60754-2.
- IEC 60584-1 / IEC 60584-2 / IEC 60584-3.

### Markings

- OMERIN – COUPLIX < xx HT xx xx >  
< cross-section > - < batch > - < year >

### Category

- Extension cable – tolerance class: 1.
- Compensation cable – tolerance class: 2.

### Colour code

IEC

### Form

Round

## Technical characteristics

### Thermal

- Temperature of insulation under continuous operation: -60 °C to +200 °C.

### Electrical

- Test voltage: 500 V.

### Smoke - fire

- Flame retardant – cable alone:  
IEC 60332-1-2 / NF EN 60332-1-2 / NF C 32-070 test C2.
- Flame retardant – bunched cable:  
IEC 60332-3-22 cat. A / NF EN 60332-3-22 cat. A.
- Fire retardant: NF C 32-070 test C1.
- Low smoke density: IEC 61034-2 / NF EN 61034-2.
- Halogen-free: IEC 60754-1 / NF EN 60754-1.
- Low corrosivity of gas emissions: IEC 60754-2 / NF EN 60754-2.

### Resistance of outer sheath to chemical attacks as per OMERIN test report NT140102-01:

- Good resistance to acid.
- Fairly good resistance to base.
- Good resistance to IRM 902 mineral oil.
- Good resistance to aliphatic hydrocarbons.
- Resistance to water: type AD7 as per IEC 60529 without immersion of ends.
- Resistance to UV ≥ 2000 hours as per EN 16472.

### Options

- Other extension cables or compensation cables: contact us.
- Other colour codes: contact us.

For this product, please contact:

OMERIN division principale

Zone Industrielle - F 63600 Ambert

Tel. +33 (0)4 73 82 50 00 - Fax +33 (0)4 73 82 50 10

omerin@omerin.com

OMERIN division silisol

BP 87 - ZI du Devay - F 42000 Saint-Etienne

Tel. +33 (0)4 77 81 36 00 - Fax +33 (0)4 77 81 37 00

silisol@omerin.com

[www.omerin.com](http://www.omerin.com)

The information provided in this technical data sheet is indicative and may be modified without prior notice, laying, wiring and electrical conditions and the environment of the cable can not be fully considered in our studies. In no way the company OMERIN shall be held responsible for any incidents in the case of inappropriate uses, particularly in the case of wiring conditions that do not respect the good practice and the standards in force.

For an optimum use of the cables produced by our company, we recommend testing in real conditions. Our sales department is available for a possible provision of samples, and/or for the conditions of a complete study in our laboratories.

® Registered trademark of the OMERIN Group. Drawings and photos are not contractual. Reproduction is prohibited without the prior agreement of OMERIN.



Number of pairs	Nominal cross-section (mm <sup>2</sup> )	Nominal stranding	Nominal thickness of insulation (mm)	Nominal diameter of conductors (mm)	NON-SHIELDED CABLES Nominal outside diameter* (mm)		ARMoured CABLES Nominal outside diameter* (mm)	
					EG	EI	EG	EI
1	0.5	7 / 0.30	0.6	2.1	6.0		9.4	
2 **	0.5	7 / 0.30	0.6	2.1	7.3	10.0	11.2	14.1
3	0.5	7 / 0.30	0.6	2.1	10.0	11.1	14.1	15.2
4	0.5	7 / 0.30	0.6	2.1	11.4	12.0	15.5	16.1
5	0.5	7 / 0.30	0.6	2.1	12.4	13.0	16.5	17.1
6	0.5	7 / 0.30	0.6	2.1	13.4	14.3	17.5	18.7
7	0.5	7 / 0.30	0.6	2.1	13.4	14.3	17.5	18.7
8	0.5	7 / 0.30	0.6	2.1	15.2	16.0	19.7	20.5
9	0.5	7 / 0.30	0.6	2.1	16.4	17.2	20.9	22.2
12	0.5	7 / 0.30	0.6	2.1	17.6	18.9	22.6	23.8
19	0.5	7 / 0.30	0.6	2.1	20.8	22.3	26.2	28.1
24	0.5	7 / 0.30	0.6	2.1	24.7	26.4	30.8	32.5
37	0.5	7 / 0.30	0.6	2.1	28.9	30.8	35.5	37.4
1	1	14 / 0.30	0.6	2.5	7.2		11.2	
2 **	1	14 / 0.30	0.6	2.5	8.3	11.8	12.3	15.9
3	1	14 / 0.30	0.6	2.5	12.0	12.5	16.2	16.6
4	1	14 / 0.30	0.6	2.5	13.0	13.6	17.2	17.7
5	1	14 / 0.30	0.6	2.5	14.4	15.0	18.9	19.6
6	1	14 / 0.30	0.6	2.5	15.6	16.3	20.3	20.9
7	1	14 / 0.30	0.6	2.5	15.6	16.3	20.3	20.9
8	1	14 / 0.30	0.6	2.5	17.4	18.5	22.5	23.5
9	1	14 / 0.30	0.6	2.5	19.2	20.0	24.2	25.4
12	1	14 / 0.30	0.6	2.5	20.7	22.0	26.1	27.3
19	1	14 / 0.30	0.6	2.5	24.5	26.0	30.8	32.2
24	1	14 / 0.30	0.6	2.5	29.4	31.1	36.1	37.7
37	1	14 / 0.30	0.6	2.5	33.9	35.8	41.0	42.8

\* The rated outer diameter of cables may vary by +/- 20 % depending on the options selected.

\*\* The two pairs with general electrical screen (EG) are twisted like a quad cable.

For this product, please contact:

**OMERIN division principale** 

Zone Industrielle - F 63600 Ambert

Tel. +33 (0)4 73 82 50 00 - Fax +33 (0)4 73 82 50 10

omerin@omerin.com

**OMERIN division silisol** 

BP 87 - ZI du Devey - F 42000 Saint-Etienne

Tel. +33 (0)4 77 81 36 00 - Fax +33 (0)4 77 81 37 00

silisol@omerin.com

[www.omerin.com](http://www.omerin.com)



The information provided in this technical data sheet is indicative and may be modified without prior notice, laying, wiring and electrical conditions and the environment of the cable can not be fully considered in our studies. In no way the company OMERIN shall be held responsible for any incidents in the case of inappropriate uses, particularly in the case of wiring conditions that do not respect the good practice and the standards in force.

For an optimum use of the cables produced by our company, we recommend testing in real conditions. Our sales department is available for a possible provision of samples, and/or for the conditions of a complete study in our laboratories.

© Registered trademark of the OMERIN Group. Drawings and photos are not contractual. Reproduction is prohibited without the prior agreement of OMERIN.



## FIRE RESISTANT CABLES

FT No.	PRODUCT REFERENCE	PAGE
<b>6300</b>	ENERSYL FR – FIRE RESISTANT CABLES	34
<b>6301</b>	ENERSYL FR POWER Single core	36
<b>6302</b>	ENERSYL FR POWER Multicore	38
<b>6303</b>	ENERSYL FR CONTROL	40
<b>6304</b>	ENERSYL FR INSTRUM	42
<b>6305</b>	COUPLIX FR	44

# ENERSYL® FR

## FIRE RESISTANT CABLES

### Technical data

Continuous operating temperature  
Maximum core temperature  
Rated voltage  
Test voltage

### Standard products

Stranding of the core  
Insulation of conductors  
Outer sheath  
Colour identification of conductors

Colour of the outer sheath

### Options

Flexible core - CuSn class 5  
Individual electrical screen (pair / triple / quad) using aluminium/PET tape + continuity wire\*  
General electrical screen using aluminium/PET tape + continuity wire  
General electrical screen using bare copper braid  
General electrical screen using tin-plated copper braid  
Mechanical armour using galvanized steel braid (+ inner sheath)  
Mechanical armour using double steel tape (+ inner sheath)  
Use in ATEX zone as per NF C 15-100 part 4-42 or EN 60079-14 (excluding "i" intrinsic safety circuit)  
Use in ATEX zone for "i" intrinsic safety circuit only as per EN 60079-14

### Characteristics

Core - as per standard  
Insulation - as per standard  
Sheath - material as per standard  
Cable - construction as per standard

### Fire-smoke resistance properties of cable

Flame retardant - IEC 60332-3-22 (Cat. A bundled cables)  
Flame retardant - IEC 60332-3-24 (Cat. C bundled cables)  
Fire retardant - NF C 32-070 test C1  
Flame retardant - IEC 60332-1-2 / NF C 32-070 test C2  
Fire-resistant - EN 50200  
Low smoke density - IEC 61034-2  
Halogen-free - IEC 60754-1  
Low corrosiveness of gas emissions - IEC 60754-2

### Physical / chemical properties of the sheath

Resistance to acid (immersion 168 h)\*\*  
Resistance to base (immersion 168 h)\*\*  
Resistance to IRM 902 mineral oil (24 h immersion at 100 °C)\*\*  
Reinforced resistance to IRM 902 mineral oil (168 h immersion at 90 °C)\*\*  
Resistance to aliphatic hydrocarbons (immersion 168 h)\*\*  
AD7 class as per IEC 60529 (immersion in water - ends not immersed)\*\*  
Resistance to saline mist (immersion in salt water - 168 h at 60 °C)\*\*  
Resistance to UV ≥ 2000 h as per EN 16472 \*\*

\* By default all cables with individual screens also have EG type general screens.

\*\* Based on the OMERIN method. Refer to the corresponding test report for further information.

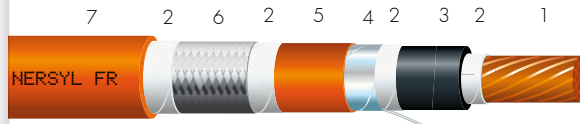
[www.omerin.com](http://www.omerin.com)

**omerin**  
LES CABLES DE L'EXTREME

The information provided in this technical data sheet is indicative and may be modified without prior notice, laying, wiring and electrical conditions and the environment of the cable can not be fully considered in our studies. In no way the company OMERIN shall be held responsible for any incidents in the case of inappropriate uses, particularly in the case of wiring conditions that do not respect the good practice and the standards in force.  
For an optimum use of the cables produced by our company, we recommend testing in real conditions. Our sales department is available for a possible provision of samples, and/or for the conditions of a complete study in our laboratories.  
© Registered trademark of the OMERIN Group. Drawings and photos are not contractual. Reproduction is prohibited without the prior agreement of OMERIN.

ENERSYL® FR POWER Power cables	ENERSYL® FR CONTROL Control cables	ENERSYL® FR INSTRUM Instrumentation cables	COUPLIX® FR Pyrometry cables
-30 °C to +80 °C +90 °C	-30 °C to +80 °C +90 °C	-30 °C to +80 °C +90 °C	-30 °C to +80 °C +90 °C
600 / 1000 V 3500 V	450 / 750 V 2500 V	300 / 500 V 2000 V	N/A 500 V
CuA1 class 2 silicone rubber HFFR, type ST8 HD 308 S2 or black numbered if → 5 conductors orange	CuA1 class 2 silicone rubber HFFR, type ST8 HD 308 S2 or white numbered if → 5 conductors orange	CuA1 class 2 silicone rubber HFFR, type ST8 white/blue OR white/red/blue OR white/red/blue/black orange	N/A silicone rubber HFFR, type ST8 as per IEC 60584 as per IEC 60584
FLEX N/A EG BR BE BG FA EX N/A	FLEX N/A EG BR BE BG FA N/A EX	FLEX EI EG BR BE BG FA N/A EX	N/A EI EG BR BE BG FA N/A N/A
IEC 60228 NF C 32-090 IEC 60502-1 N/A	IEC 60228 NF C 32-090 IEC 60502-1 N/A	IEC 60228 NF C 32-090 IEC 60502-1 N/A	IEC 60584 NF C 32-090 IEC 60502-1 N/A
✓ ✓ ✓ ✓ ✓ ✓ ✓ ✓	✓ ✓ ✓ ✓ ✓ ✓ ✓ ✓	✓ ✓ ✓ ✓ ✓ ✓ ✓ ✓	✓ ✓ ✓ ✓ N/A ✓ ✓ ✓ ✓
✓ ✓ - - ✓ ✓ ✓ ✓ ✓	✓ ✓ - - ✓ ✓ ✓ ✓ ✓	✓ ✓ - - ✓ ✓ ✓ ✓ ✓	✓ ✓ - - ✓ ✓ ✓ ✓ ✓



**ENERSYL® FR  
POWER****Single core power cables****Reference**

- (example) ENERSYL® FR EG BG POWER 150 mm<sup>2</sup>  
FR : fire resistant  
EG, BE, BR: type of electrical screen  
BG, FA: type of armour  
POWER: power cable  
150 mm<sup>2</sup>: cross-section in mm<sup>2</sup>

**Approvals - standards**

- IEC 60228 / NF C 32-090.
- IEC 60332-1 / IEC 60332-3 / NF C 32-070 test C1.
- NF EN 50200.
- IEC 61034-2 / IEC 60754-1 / IEC 60754-2.

**Markings**

- OMERIN – ENERSYL < FR xx xx POWER >  
< cross-section > – 600/1000V – < batch > – < year >

**Standard products**

- Sheath: orange.
- Insulation: black.

**Technical characteristics****Thermal**

- Continuous operating temperature: -30°C to +80°C.
- Maximum core temperature: +90 °C.

**Electrical**

- Rated voltage: 600/1000 V.
- Test voltage: 3500 V.

**Smoke - fire**

- Flame retardant – cable alone:  
IEC 60332-1-2 / NF EN 60332-1-2 / NF C 32-070 test C2.
- Flame retardant – bunched cable:  
IEC 60332-3-22 cat. A / NF EN 60332-3-22 cat. A.
- Fire retardant: NF C 32-070 test C1.
- Fire resistant: NF EN 50200.
- Low smoke density: IEC 61034-2 / NF EN 61034-2.
- Halogen-free: IEC 60754-1 / NF EN 60754-1.
- Low corrosivity of gas emissions: IEC 60754-2 / NF EN 60754-2.

**Resistance of outer sheath to chemical attacks  
as per OMERIN test report NT140220-01:**

- Good resistance to acid.
- Good resistance to base.
- Fairly good resistance to aliphatic hydrocarbons.
- Resistance to water: type AD7 as per IEC 60529 without immersion of ends.
- Resistance to UV  $\geq$  2000 hours as per EN 16472.

**Options**

- FLEX: flexible tin-plated copper core, class 5 as per IEC 60228.
- Other colours: contact us.
- 105 °C cable: contact us.
- ATEX as per NF C 15-100 part 4-42 / EN 60079-14.  
Particularly suited for static facilities in potentially explosive environments, excluding the "i" intrinsic safety protection mode.  
> ENERSYL® FR BG EX POWER : with a HFFR sheath under the armour and without hygroscopic separating tape.

For this product, please contact:

OMERIN division principale

Zone Industrielle - F 63600 Ambert  
Tel. +33 (0)4 73 82 50 00 - Fax +33 (0)4 73 82 50 10  
omerin@omerin.com

OMERIN division silisol

BP 87 - ZI du Devev - F 42000 Saint-Etienne  
Tel. +33 (0)4 77 81 36 00 - Fax +33 (0)4 77 81 37 00  
silisol@omerin.com

**omerin**  
LES CABLES DE L'EXTREME

[www.omerin.com](http://www.omerin.com)

The information provided in this technical data sheet is indicative and may be modified without prior notice, laying, wiring and electrical conditions and the environment of the cable can not be fully considered in our studies. In no way the company OMERIN shall be held responsible for any incidents in the case of inappropriate uses, particularly in the case of wiring conditions that do not respect the good practice and the standards in force.  
For an optimum use of the cables produced by our company, we recommend testing in real conditions. Our sales department is available for a possible provision of samples, and/or for the conditions of a complete study in our laboratories.  
® Registered trademark of the OMERIN Group. Drawings and photos are not contractual. Reproduction is prohibited without the prior agreement of OMERIN.



Nominal cross-section (mm <sup>2</sup> )	Nominal stranding	Nominal thickness of insulation (mm)	Nominal diameter of conductors (mm)	NON-SHIELDED CABLES			ARMoured CABLES			Max. linear resistance at 20 °C (Ω/km)
				Nominal thickness of the sheath (mm)	Nominal outside diameter* (mm)	Approximate linear weight (kg/km)	Nominal thickness of the sheath (mm)	Nominal outside diameter* (mm)	Approximate linear weight (kg/km)	
1.5	7 / 0.52	0.8	3.1	0.6	4.7	36	1.0	7.8	101	12.1
2.5	7 / 0.67	0.8	3.6	0.6	5.2	49	1.0	8.3	120	7.41
4	7 / 0.85	0.8	4.2	0.6	5.8	66	1.0	8.9	144	4.61
6	7 / 1.04	1.0	5.2	0.6	6.8	95	1.0	9.9	185	3.08
10	7 / 1.33	1.1	6.4	0.7	8.2	145	1.0	11.4	253	1.83
16	7 / 1.68	1.1	7.4	0.7	9.2	205	1.0	12.4	325	1.15
25	7 strands	1.2	8.6	0.8	10.7	302	1.1	14.1	447	0.727
35	7 strands	1.3	9.7	1.0	12.2	417	1.2	15.8	587	0.524
50	19 strands	1.4	11.5	1.1	14.2	574	1.2	17.9	775	0.387
70	19 strands	1.4	12.7	1.2	15.6	753	1.2	19.5	992	0.268
95	19 strands	1.6	14.8	1.2	17.8	1032	1.3	21.9	1313	0.193
120	19 strands	1.5	16.4	1.2	19.4	1271	1.3	23.5	1575	0.153
150	19 strands	1.5	18.3	1.3	21.5	1566	1.4	25.8	1913	0.124
185	37 strands	1.6	20.7	1.3	23.9	1936	1.4	28.2	2320	0.0991
240	37 strands	1.8	23.4	1.4	26.8	2495	1.5	31.3	2938	0.0754
300	61 strands	2.0	27.0	1.5	30.6	3123	1.6	35.3	3641	0.0601
400	61 strands	2.4	30.4	1.5	34.0	3952	1.6	38.7	4526	0.0470

\* The rated outer diameter of cables may vary by +/- 15% depending on the options selected (excluding FLEX option +/- 25%).

For this product, please contact:

**OMERIN division principale**

Zone Industrielle - F 63600 Ambert

Tel. +33 (0)4 73 82 50 00 - Fax +33 (0)4 73 82 50 10

omerin@omerin.com

**OMERIN division silisol**

BP 87 - ZI du Devey - F 42000 Saint-Étienne

Tel. +33 (0)4 77 81 36 00 - Fax +33 (0)4 77 81 37 00

silisol@omerin.com

[www.omerin.com](http://www.omerin.com)

**omerin**  
LES CABLES DE L'EXTREME


The information provided in this technical data sheet is indicative and may be modified without prior notice, laying, wiring and electrical conditions and the environment of the cable can not be fully considered in our studies. In no way the company OMERIN shall be held responsible for any incidents in the case of inappropriate uses, particularly in the case of wiring conditions that do not respect the good practice and the standards in force.

For an optimum use of the cables produced by our company, we recommend testing in real conditions. Our sales department is available for a possible provision of samples, and/or for the conditions of a complete study in our laboratories.

© Registered trademark of the OMERIN Group. Drawings and photos are not contractual. Reproduction is prohibited without the prior agreement of OMERIN.

# ENERSYL® FR POWER

## Multicore power cables



- 1 • Stranded bare copper core, class 2 as per IEC 60228.
- 2 • Optional separating tape.
- 3 • Insulation: silicone rubber as per NF C 32-090 + optional filler(s).
- 4 • (optional) electrical screen: aluminium/PET tape + continuity wire (EG) / tin-plated copper braid (BE) / bare copper braid (BR).
- 5 • (optional) Internal sheath: HFFR, type ST8 as per IEC 60502-1.
- 6 • (optional) Armour: galvanized steel braid (BG) / double steel tape (FA).
- 7 • Outer sheath: HFFR, type ST8 as per IEC 60502-1.

### Reference

- (example) ENERSYL® FR EG BG POWER 2x4 mm<sup>2</sup>  
FR : fire resistant  
EG, BE, BR: type of electrical screen  
BG, FA: type of armour  
POWER: power cable  
2: number of conductors  
X, G: type of assembly: without (X)  
or with (G) an earth wire  
4 mm<sup>2</sup>: cross-section in mm<sup>2</sup>

### Approvals - standards

- IEC 60228 / NF C 32-090.
- IEC 60332-1 / IEC 60332-3 / NF C 32-070 test C1.
- NF EN 50200.
- IEC 61034-2 / IEC 60754-1 / IEC 60754-2.

### Markings

- OMERIN – ENERSYL < FR xx xx POWER >  
< cross-section > – 600/1000V – < batch > – < year >

### Standard products

- Sheath: orange.
- Colour identification of conductors:  
< up to 5 conductors: as per HD 308 S2.  
> more than 5 conductors: white numbered.

### Technical characteristics

#### Thermal

- Continuous operating temperature: -30°C to +80°C.
- Maximum core temperature: +90 °C.

#### Electrical

- Rated voltage: 600/1000 V.
- Test voltage: 3500 V.

#### Smoke - fire

- Flame retardant – cable alone:  
IEC 60332-1-2 / NF EN 60332-1-2 / NF C 32-070 test C2.
- Flame retardant – bunched cable:  
IEC 60332-3-22 cat. A / NF EN 60332-3-22 cat. A.
- Fire retardant: NF C 32-070 test C1.
- Fire resistant: NF EN 50200.
- Low smoke density: IEC 61034-2 / NF EN 61034-2.
- Halogen-free: IEC 60754-1 / NF EN 60754-1.
- Low corrosivity of gas emissions: IEC 60754-2 / NF EN 60754-2.

#### Resistance of outer sheath to chemical attacks as per OMERIN test report NT140220-01:

- Good resistance to acid.
- Good resistance to base.
- Fairly good resistance to aliphatic hydrocarbons.
- Resistance to water: type AD7 as per IEC 60529 without immersion of ends.
- Resistance to UV ≥ 2000 hours as per EN 16472.

### Options

- FLEX: flexible tin-plated copper core, class 5 as per IEC 60228.
- Other colours: contact us.
- 105 °C cable: contact us.
- ATEX as per NF C 15-100 part 4-42 / EN 60079-14.  
Particularly suited for static facilities in potentially explosive environments, excluding the "i" intrinsic safety protection mode.  
> ENERSYL® FR BG EX POWER : with a HFFR sheath under the armour and without hygroscopic separating tape.

For this product, please contact:

OMERIN division principale

Zone Industrielle - F 63600 Ambert  
Tel. +33 (0)4 73 82 50 00 - Fax +33 (0)4 73 82 50 10  
omerin@omerin.com

OMERIN division silisol

BP 87 - ZI du Devey - F 42000 Saint-Etienne  
Tel. +33 (0)4 77 81 36 00 - Fax +33 (0)4 77 81 37 00  
silisol@omerin.com

**omerin**  
LES CABLES DE L'EXTREME

[www.omerin.com](http://www.omerin.com)


The information provided in this technical data sheet is indicative and may be modified without prior notice, laying, wiring and electrical conditions and the environment of the cable can not be fully considered in our studies. In no way the company OMERIN shall be held responsible for any incidents in the case of inappropriate uses, particularly in the case of wiring conditions that do not respect the good practice and the standards in force.  
For an optimum use of the cables produced by our company, we recommend testing in real conditions. Our sales department is available for a possible provision of samples, and/or for the conditions of a complete study in our laboratories.  
® Registered trademark of the OMERIN Group. Drawings and photos are not contractual. Reproduction is prohibited without the prior agreement of OMERIN.

NON-SHIELDED CABLES							ARMoured CABLES			
Nominal cross-section (mm <sup>2</sup> )	Nominal stranding	Nominal thickness of insulation (mm)	Nominal diameter of conductors (mm)	Nominal thickness of the sheath (mm)	Nominal outside diameter* (mm)	Approximate linear weight (kg/km)	Nominal thickness of the sheath (mm)	Nominal outside diameter* (mm)	Approximate linear weight (kg/km)	Max. linear resistance at 20 °C (Ω/km)
2 x 1.5	7 / 0.52	0.8	3.1	0.7	8.0	95	1.0	11.2	201	12.1
3 x 1.5	7 / 0.52	0.8	3.1	0.7	8.5	115	1.0	11.7	227	12.1
4 x 1.5	7 / 0.52	0.8	3.1	0.7	9.3	142	1.0	12.5	263	12.1
5 x 1.5	7 / 0.52	0.8	3.1	0.8	10.5	151	1.1	13.9	293	12.1
7 x 1.5	7 / 0.52	0.8	3.1	0.9	11.6	204	1.1	15.0	359	12.1
12 x 1.5	7 / 0.52	0.8	3.1	1.2	15.8	351	1.3	19.9	602	12.1
19 x 1.5	7 / 0.52	0.8	3.1	1.2	18.5	522	1.3	22.6	813	12.1
24 x 1.5	7 / 0.52	0.8	3.1	1.3	21.8	660	1.4	26.1	1012	12.1
27 x 1.5	7 / 0.52	0.8	3.1	1.3	22.3	727	1.4	26.5	1086	12.1
37 x 1.5	7 / 0.52	0.8	3.1	1.3	24.9	960	1.5	29.4	1373	12.1
2 x 2.5	7 / 0.67	0.8	3.6	0.7	9.0	129	1.0	12.2	247	7.41
3 x 2.5	7 / 0.67	0.8	3.6	0.8	9.9	165	1.0	13.1	294	7.41
4 x 2.5	7 / 0.67	0.8	3.6	0.9	11.0	210	1.1	14.4	358	7.41
5 x 2.5	7 / 0.67	0.8	3.6	1.0	12.2	223	1.2	15.8	394	7.41
7 x 2.5	7 / 0.67	0.8	3.6	1.1	13.5	300	1.2	17.1	487	7.41
12 x 2.5	7 / 0.67	0.8	3.6	1.2	18.0	499	1.3	22.0	782	7.41
19 x 2.5	7 / 0.67	0.8	3.6	1.3	21.2	754	1.4	25.5	1097	7.41
24 x 2.5	7 / 0.67	0.8	3.6	1.3	24.8	941	1.5	29.3	1352	7.41
27 x 2.5	7 / 0.67	0.8	3.6	1.4	25.5	1054	1.5	30.0	1476	7.41
37 x 2.5	7 / 0.67	0.8	3.6	1.4	28.6	1399	1.5	33.1	1870	7.41
2 x 4	7 / 0.85	0.8	4.2	0.8	10.5	182	1.1	13.9	324	4.61
3 x 4	7 / 0.85	0.8	4.2	0.9	11.4	231	1.1	14.8	384	4.61
4 x 4	7 / 0.85	0.8	4.2	1.0	12.7	294	1.2	16.3	470	4.61
5 x 4	7 / 0.85	0.8	4.2	1.1	14.0	313	1.2	17.7	511	4.61
7 x 4	7 / 0.85	0.8	4.2	1.1	15.3	415	1.2	19.2	650	4.61
12 x 4	7 / 0.85	0.8	4.2	1.3	20.7	704	1.3	24.7	1027	4.61
2 x 6	7 / 1.04	1.0	5.2	1.0	12.9	277	1.2	16.5	456	3.08
3 x 6	7 / 1.04	1.0	5.2	1.1	13.9	350	1.2	17.5	543	3.08
4 x 6	7 / 1.04	1.0	5.2	1.1	15.3	438	1.2	19.1	672	3.08
5 x 6	7 / 1.04	1.0	5.2	1.2	16.9	465	1.3	21.0	733	3.08
7 x 6	7 / 1.04	1.0	5.2	1.2	18.6	625	1.3	22.7	918	3.08
2 x 10	7 / 1.33	1.1	6.4	1.2	15.7	421	1.2	19.6	661	1.83
3 x 10	7 / 1.33	1.1	6.4	1.2	16.7	526	1.3	20.8	790	1.83
4 x 10	7 / 1.33	1.1	6.4	1.2	18.5	665	1.3	22.5	955	1.83
5 x 10	7 / 1.33	1.1	6.4	1.3	20.5	708	1.3	24.5	1028	1.83
2 x 16	7 / 1.68	1.1	7.4	1.2	17.8	583	1.3	21.9	863	1.15
3 x 16	7 / 1.68	1.1	7.4	1.2	19.0	740	1.3	23.0	1038	1.15
4 x 16	7 / 1.68	1.1	7.4	1.3	21.1	946	1.4	25.4	1287	1.15
5 x 16	7 / 1.68	1.1	7.4	1.3	23.2	1008	1.4	27.4	1380	1.15
2 x 25	7 strands	1.2	8.6	1.3	20.4	824	1.3	24.5	1143	0.727
3 x 25	7 strands	1.2	8.6	1.3	21.8	1060	1.4	26.0	1412	0.727
4 x 25	7 strands	1.2	8.6	1.3	24.0	1349	1.4	28.3	1734	0.727
5 x 25	7 strands	1.2	8.6	1.4	26.6	1468	1.5	31.1	1908	0.727
2 x 35	7 strands	1.2	9.7	1.3	22.6	1083	1.4	26.9	1447	0.524
3 x 35	7 strands	1.2	9.7	1.3	24.2	1410	1.4	28.4	1798	0.524
4 x 35	7 strands	1.2	9.7	1.4	26.9	1815	1.5	31.3	2259	0.524
5 x 35	7 strands	1.2	9.7	1.5	29.8	1993	1.6	34.5	2498	0.524
2 x 50	19 strands	1.4	11.5	1.4	26.4	1493	1.5	30.9	1929	0.387
3 x 50	19 strands	1.4	11.5	1.4	28.2	1949	1.5	32.7	2414	0.387
4 x 50	19 strands	1.4	11.5	1.5	31.4	2510	1.6	36.1	3042	0.387
5 x 50	19 strands	1.4	11.5	1.6	34.9	2752	1.7	39.7	3358	0.387
2 x 70	19 strands	1.4	12.7	1.4	28.8	1907	1.5	33.3	2380	0.268
3 x 70	19 strands	1.4	12.7	1.5	31.0	2531	1.6	35.7	3056	0.268
4 x 70	19 strands	1.4	12.7	1.6	34.5	3268	1.6	39.2	3850	0.268

\* The rated outer diameter of cables may vary by +/- 15% depending on the options selected (excluding FLEX option +/- 25%).

# ENERSYL® FR CONTROL

## Control cables



- 1 • Stranded bare copper core, class 2 as per IEC 60228.
- 2 • Optional separating tape.
- 3 • Insulation: silicone rubber as per NF C 32-090 + optional filler(s).
- 4 • (optional) Electrical screen: aluminium/PET tape + continuity wire (EG) / tin-plated copper braid (BE) / bare copper braid (BR).
- 5 • (optional) Internal sheath: HFFR, type ST8 as per IEC 60502-1.
- 6 • (optional) Armour: galvanized steel braid (BG) / double steel tape (FA).
- 7 • Outer sheath: HFFR, type ST8 as per IEC 60502-1.

### Reference

- (example) ENERSYL® FR EG BG CONTROL  
19x1,5 mm<sup>2</sup>  
FR : fire resistant  
EG, BE, BR: type of electrical screen  
BG, FA: type of armour  
CONTROL: control cable  
19: number of conductors  
X, G: type of assembly: without (X)  
or with (G) an earth wire  
1.5 mm<sup>2</sup>: cross-section in mm<sup>2</sup>

### Approvals - standards

- IEC 60228 / NF C 32-090.
- IEC 60332-1 / IEC 60332-3 / NF C 32-070  
test C1.
- NF EN 50200.
- IEC 61034-2 / IEC 60754-1 / IEC 60754-2.

### Markings

- OMERIN – ENERSYL < FR xx xx CONTROL >  
< cross-section > – 450/750V – < batch > – < year >

### Standard products

- Sheath: orange.
- Colour identification of conductors:  
< up to 5 conductors: as per HD 308 S2.  
> more than 5 conductors: white numbered.

### Technical characteristics

#### Thermal

- Continuous operating temperature: -30°C to +80°C.
- Maximum core temperature: +90 °C.

#### Electrical

- Rated voltage: 450/750 V.
- Test voltage: 2500 V.

#### Smoke - fire

- Flame retardant – cable alone:  
IEC 60332-1-2 / NF EN 60332-1-2 / NF C 32-070 test C2.
- Flame retardant – bunched cable:  
IEC 60332-3-22 cat. A / NF EN 60332-3-22 cat. A.
- Fire retardant: NF C 32-070 test C1.
- Fire resistant: NF EN 50200.
- Low smoke density: IEC 61034-2 / NF EN 61034-2.
- Halogen-free: IEC 60754-1 / NF EN 60754-1.
- Low corrosivity of gas emissions: IEC 60754-2 / NF EN 60754-2.

#### Resistance of outer sheath to chemical attacks as per OMERIN test report NT140220-01:

- Good resistance to acid.
- Good resistance to base.
- Fairly good resistance to aliphatic hydrocarbons.
- Resistance to water: type AD7 as per IEC 60529 without immersion of ends.
- Resistance to UV ≥ 2000 hours as per EN 16472.

### Options

- FLEX: flexible tin-plated copper core, class 5 as per IEC 60228.
- Other colours: contact us.
- 105 °C cable: contact us.
- ATEX as per EN 60079-14.

Particularly suited for static facilities in potentially explosive environments with "i" intrinsic safety protection mode, requiring specific identification of cables.  
Colour of the sheath: blue as per EN 60079-14 part 16.2.2.6.

- > ENERSYL® FR EX CONTROL: without electrical screen.
- > ENERSYL® FR BE EX CONTROL: with electrical screen.

For this product, please contact:

OMERIN division principale

Zone Industrielle - F 63600 Ambert  
Tel. +33 (0)4 73 82 50 00 - Fax +33 (0)4 73 82 50 10  
omerin@omerin.com

OMERIN division silisol

BP 87 - ZI du Devvey - F 42000 Saint-Etienne  
Tel. +33 (0)4 77 81 36 00 - Fax +33 (0)4 77 81 37 00  
silisol@omerin.com

**omerin**  
LES CABLES DE L'EXTREME

[www.omerin.com](http://www.omerin.com)

The information provided in this technical data sheet is indicative and may be modified without prior notice, laying, wiring and electrical conditions and the environment of the cable can not be fully considered in our studies. In no way the company OMERIN shall be held responsible for any incidents in the case of inappropriate uses, particularly in the case of wiring conditions that do not respect the good practice and the standards in force.  
For an optimum use of the cables produced by our company, we recommend testing in real conditions. Our sales department is available for a possible provision of samples, and/or for the conditions of a complete study in our laboratories.  
© Registered trademark of the OMERIN Group. Drawings and photos are not contractual. Reproduction is prohibited without the prior agreement of OMERIN.

## NON-SHIELDED CABLES

## ARMoured CABLES

Nominal cross-section (mm <sup>2</sup> )	Nominal stranding	Nominal thickness of insulation (mm)	Nominal diameter of conductors (mm)	Nominal thickness of the sheath (mm)	Nominal outside diameter* (mm)	Approximate linear weight (kg/km)	Nominal thickness of the sheath (mm)	Nominal outside diameter* (mm)	Approximate linear weight (kg/km)	Max. linear resistance at 20 °C (Ω/km)
2 x 0.34	7 / 0.25	0.6	2.0	0.6	5.6	32	1.0	8.7	107	57.5
3 x 0.34	7 / 0.25	0.6	2.0	0.6	5.9	40	1.0	9.0	119	57.5
4 x 0.34	7 / 0.25	0.6	2.0	0.6	6.4	49	1.0	9.5	134	57.5
5 x 0.34	7 / 0.25	0.6	2.0	0.6	7.0	58	1.0	10.2	152	57.5
7 x 0.34	7 / 0.25	0.6	2.0	0.7	7.8	77	1.0	11.0	181	57.5
12 x 0.34	7 / 0.25	0.6	2.0	0.8	10.4	129	1.1	13.8	270	57.5
19 x 0.34	7 / 0.25	0.6	2.0	1.0	12.5	197	1.2	16.1	371	57.5
24 x 0.34	7 / 0.25	0.6	2.0	1.1	14.7	250	1.2	18.4	457	57.5
27 x 0.34	7 / 0.25	0.6	2.0	1.1	15.0	273	1.2	18.9	503	57.5
37 x 0.34	7 / 0.25	0.6	2.0	1.2	16.9	360	1.3	21.0	628	57.5
2 x 0.5	7 / 0.30	0.6	2.1	0.6	5.8	36	1.0	8.9	114	36.0
3 x 0.5	7 / 0.30	0.6	2.1	0.6	6.1	46	1.0	9.2	127	36.0
4 x 0.5	7 / 0.30	0.6	2.1	0.6	6.7	56	1.0	9.8	144	36.0
5 x 0.5	7 / 0.30	0.6	2.1	0.7	7.5	70	1.0	10.7	170	36.0
7 x 0.5	7 / 0.30	0.6	2.1	0.7	8.1	90	1.0	11.3	197	36.0
12 x 0.5	7 / 0.30	0.6	2.1	0.9	11.0	155	1.1	14.4	304	36.0
19 x 0.5	7 / 0.30	0.6	2.1	1.0	13.0	231	1.2	16.6	411	36.0
24 x 0.5	7 / 0.30	0.6	2.1	1.1	15.3	293	1.2	19.2	527	36.0
27 x 0.5	7 / 0.30	0.6	2.1	1.2	15.8	327	1.3	19.9	579	36.0
37 x 0.5	7 / 0.30	0.6	2.1	1.2	17.7	429	1.3	21.8	708	36.0
2 x 0.75	7 / 0.37	0.6	2.4	0.6	6.4	44	1.0	9.5	129	24.5
3 x 0.75	7 / 0.37	0.6	2.4	0.6	6.8	58	1.0	9.9	147	24.5
4 x 0.75	7 / 0.37	0.6	2.4	0.7	7.6	75	1.0	10.8	176	24.5
5 x 0.75	7 / 0.37	0.6	2.4	0.7	8.3	90	1.0	11.5	199	24.5
7 x 0.75	7 / 0.37	0.6	2.4	0.7	9.0	116	1.0	12.2	234	24.5
12 x 0.75	7 / 0.37	0.6	2.4	1.0	12.5	207	1.2	16.1	381	24.5
19 x 0.75	7 / 0.37	0.6	2.4	1.1	14.7	308	1.2	18.4	514	24.5
24 x 0.75	7 / 0.37	0.6	2.4	1.2	17.3	390	1.3	21.4	663	24.5
27 x 0.75	7 / 0.37	0.6	2.4	1.2	17.8	431	1.3	21.8	712	24.5
37 x 0.75	7 / 0.37	0.6	2.4	1.3	20.0	573	1.3	24.1	886	24.5
2 x 1	7 / 0.43	0.6	2.5	0.6	6.5	49	1.0	9.6	135	18.1
3 x 1	7 / 0.43	0.6	2.5	0.6	6.9	64	1.0	10.0	155	18.1
4 x 1	7 / 0.43	0.6	2.5	0.7	7.7	84	1.0	10.9	187	18.1
5 x 1	7 / 0.43	0.6	2.5	0.7	8.4	101	1.0	11.6	212	18.1
7 x 1	7 / 0.43	0.6	2.5	0.7	9.2	132	1.0	12.4	252	18.1
12 x 1	7 / 0.43	0.6	2.5	1.0	12.7	233	1.2	16.3	410	18.1
19 x 1	7 / 0.43	0.6	2.5	1.1	15.0	349	1.2	18.9	579	18.1
24 x 1	7 / 0.43	0.6	2.5	1.2	17.8	446	1.3	21.8	726	18.1
27 x 1	7 / 0.43	0.6	2.5	1.2	18.1	490	1.3	22.2	775	18.1
37 x 1	7 / 0.43	0.6	2.5	1.3	20.4	652	1.3	24.5	972	18.1
2 x 1.5	7 / 0.52	0.6	2.8	0.6	7.2	63	1.0	10.4	160	12.1
3 x 1.5	7 / 0.52	0.6	2.8	0.7	7.8	88	1.0	11.0	192	12.1
4 x 1.5	7 / 0.52	0.6	2.8	0.7	8.5	110	1.0	11.7	223	12.1
5 x 1.5	7 / 0.52	0.6	2.8	0.7	9.4	133	1.0	12.6	256	12.1
7 x 1.5	7 / 0.52	0.6	2.8	0.8	10.5	183	1.1	13.9	325	12.1
12 x 1.5	7 / 0.52	0.6	2.8	1.1	14.3	317	1.2	18.0	519	12.1
19 x 1.5	7 / 0.52	0.6	2.8	1.2	16.9	476	1.3	21.0	744	12.1
24 x 1.5	7 / 0.52	0.6	2.8	1.3	20.0	607	1.3	24.1	920	12.1
27 x 1.5	7 / 0.52	0.6	2.8	1.3	20.4	669	1.3	24.5	988	12.1
37 x 1.5	7 / 0.52	0.6	2.8	1.3	22.8	882	1.4	27.1	1249	12.1
2 x 2.5	7 / 0.67	0.7	3.4	0.7	8.6	94	1.0	11.8	208	7.41
3 x 2.5	7 / 0.67	0.7	3.4	0.7	9.1	128	1.0	12.3	247	7.41
4 x 2.5	7 / 0.67	0.7	3.4	0.8	10.3	169	1.1	13.7	309	7.41
5 x 2.5	7 / 0.67	0.7	3.4	0.9	11.5	210	1.1	14.9	365	7.41
7 x 2.5	7 / 0.67	0.7	3.4	1.0	12.7	284	1.2	16.3	460	7.41
12 x 2.5	7 / 0.67	0.7	3.4	1.2	17.0	477	1.3	21.1	747	7.41
19 x 2.5	7 / 0.67	0.7	3.4	1.3	20.2	727	1.3	24.3	1043	7.41
24 x 2.5	7 / 0.67	0.7	3.4	1.3	23.6	907	1.4	27.9	1287	7.41
27 x 2.5	7 / 0.67	0.7	3.4	1.3	24.1	1004	1.4	28.4	1331	7.41
37 x 2.5	7 / 0.67	0.7	3.4	1.4	27.2	1311	1.5	31.7	1796	7.41

\* The rated outer diameter of cables may vary by +/- 15% depending on the options selected.

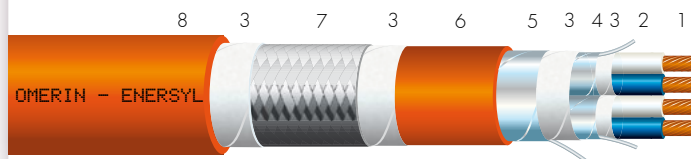
[www.omerin.com](http://www.omerin.com)

**omerin**  
LES CABLES DE L'EXTREME

The information provided in this technical data sheet is indicative and may be modified without prior notice, laying, wiring and electrical conditions and the environment of the cable can not be fully considered in our studies. In no way the company OMERIN shall be held responsible for any incidents in the case of inappropriate uses, particularly in the case of wiring conditions that do not respect the good practice and the standards in force.  
For an optimum use of the cables produced by our company, we recommend testing in real conditions. Our sales department is available for a possible provision of samples, and/or for the conditions of a complete study in our laboratories.  
© Registered trademark of the OMERIN Group. Drawings and photos are not contractual. Reproduction is prohibited without the prior agreement of OMERIN.

# ENERSYL® FR INSTRUM

## Instrumentation cables



- 1 • Stranded bare copper core, class 2 as per IEC 60228.
- 2 • Insulation: silicone rubber as per NF C 32-090 + optional filler(s).
- 3 • Optional separating tape.
- 4 • (optional) Individual electrical screen (EI): aluminium/PET tape + continuity wire.
- 5 • General electrical screen: aluminium/PET tape + continuity wire (EG) / tin-plated copper braid (BE) / bare copper braid (BR).
- 6 • (optional) Internal sheath: HFFR, type ST8 as per IEC 60502-1.
- 7 • (optional) Armour: galvanized steel braid (BG) / double steel tape (FA).
- 8 • Outer sheath: HFFR, type ST8 as per IEC 60502-1.

### Reference

- (example) ENERSYL® FR EI BG INSTRUM 2P1,5 mm<sup>2</sup>  
FR : fire resistant  
EI, EG, BE, BR: type of electrical screen  
BG, FA: type of armour  
INSTRUM: instrumentation cable  
2 : number of pairs, triples or quads  
P,T,Q: pairs, triples or quads  
1.5 mm<sup>2</sup>: cross-section in mm<sup>2</sup>

### Approvals - standards

- IEC 60228 / NF C 32-090.
- IEC 60332-1 / IEC 60332-3 / NF C 32-070 test C1.
- NF EN 50200.
- IEC 61034-2 / IEC 60754-1 / IEC 60754-2.

### Markings

- OMERIN – ENERSYL < FR xx xx xx INSTRUM >  
< cross-section > – 300/500V – < batch > – < year >

### Standard products

- Sheath: orange.
- Colour identification of conductors:  
> Pair: white and blue numbered.  
> Triple: white, red and blue numbered.  
> Quad: white, black, red and blue numbered.

### Technical characteristics

#### Thermal

- Continuous operating temperature: -30°C to +80°C.
- Maximum core temperature: +90 °C.

#### Electrical

- Rated voltage: 300/500 V.
- Test voltage: 2000 V.

#### Smoke - fire

- Flame retardant – cable alone:  
IEC 60332-1-2 / NF EN 60332-1-2 / NF C 32-070 test C2.
- Flame retardant – bunched cable:  
IEC 60332-3-22 cat. A / NF EN 60332-3-22 cat. A.
- Fire retardant: NF C 32-070 test C1.
- Fire resistant: NF EN 50200.
- Low smoke density: IEC 61034-2 / NF EN 61034-2.
- Halogen-free: IEC 60754-1 / NF EN 60754-1.
- Low corrosivity of gas emissions: IEC 60754-2 / NF EN 60754-2.

#### Resistance of outer sheath to chemical attacks as per OMERIN test report NT140220-01:

- Good resistance to acid.
- Good resistance to base.
- Fairly good resistance to aliphatic hydrocarbons.
- Resistance to water: type AD7 as per IEC 60529 without immersion of ends.
- Resistance to UV ≥ 2000 hours as per EN 16472.

### Options

- FLEX: flexible tin-plated copper core, class 5 as per IEC 60228. (0.9 mm<sup>2</sup> cross-section replaced by 1 mm<sup>2</sup>).
- Other colours: contact us.
- 105 °C cable: contact us.
- ATEX as per EN 60079-14.  
Particularly suited for static facilities in potentially explosive environments with "i" intrinsic safety protection mode, requiring specific identification of cables.  
Colour of the sheath: blue as per EN 60079-14 part 16.2.2.6.
- > ENERSYL® FR EI BE EX INSTRUM:  
with individual electrical screen (aluminium/PET tape) and general (tin-plated copper braid).
- > ENERSYL® FR EI EX INSTRUM:  
with individual and general electrical screen (aluminium/PET tape).
- > ENERSYL® FR BE EX INSTRUM:  
with general electrical screen (tin-plated copper braid).
- > ENERSYL® FR EG EX INSTRUM:  
with general electrical screen (aluminium/PET tape).

For this product, please contact:

OMERIN division principale

Zone Industrielle - F 63600 Ambert  
Tel. +33 (0)4 73 82 50 00 - Fax +33 (0)4 73 82 50 10  
omerin@omerin.com

OMERIN division silisol

BP 87 - ZI du Devey - F 42000 Saint-Étienne  
Tel. +33 (0)4 77 81 36 00 - Fax +33 (0)4 77 81 37 00  
silisol@omerin.com

**omerin**  
LES CABLES DE L'EXTREME

[www.omerin.com](http://www.omerin.com)

The information provided in this technical data sheet is indicative and may be modified without prior notice, laying, wiring and electrical conditions and the environment of the cable can not be fully considered in our studies. In no way the company OMERIN shall be held responsible for any incidents in the case of inappropriate uses, particularly in the case of wiring conditions that do not respect the good practice and the standards in force.  
For an optimum use of the cables produced by our company, we recommend testing in real conditions. Our sales department is available for a possible provision of samples, and/or for the conditions of a complete study in our laboratories.  
® Registered trademark of the OMERIN Group. Drawings and photos are not contractual. Reproduction is prohibited without the prior agreement of OMERIN.



Number of pairs, triples or quads	Nominal cross-section (mm <sup>2</sup> )	Nominal stranding	Maximum linear resistance at 20 °C (Ω/km)	Nominal thickness of insulation (mm)	Nominal diameter of conductors (mm)	NON-SHIELDED CABLES Nominal outside diameter* (mm)						ARMoured CABLES Nominal outside diameter* (mm)					
						Pairs		Triples		Quads		Pairs		Triples		Quads	
						EG	EI	EG	EI	EG	EI	EG	EI	EG	EI	EG	EI
1	0.5	7 / 0.30	36.0	0.6	2.1	5.6		6.0		6.5		8.6		9.0		9.8	
2**	0.5	7 / 0.30	36.0	0.6	2.1	6.5	9.0	10.3	11.3	11.8	13.0	9.5	12.1	13.6	14.7	15.2	16.6
3	0.5	7 / 0.30	36.0	0.6	2.1	9.0	9.9	11.1	11.8	12.8	14.1	12.1	13.0	14.4	15.2	16.4	17.8
4	0.5	7 / 0.30	36.0	0.6	2.1	10.2	11.0	12.4	13.1	14.2	15.6	13.5	14.3	15.9	16.7	17.9	19.4
5	0.5	7 / 0.30	36.0	0.6	2.1	11.4	12.2	13.8	14.6	15.8	17.1	14.7	15.7	17.3	18.3	19.6	21.2
6	0.5	7 / 0.30	36.0	0.6	2.1	12.6	13.5	15.0	16.1	17.2	18.8	16.1	17.0	18.6	20.1	21.3	22.8
7	0.5	7 / 0.30	36.0	0.6	2.1	12.6	13.5	15.0	16.1	17.2	18.8	16.1	17.0	18.6	20.1	21.3	22.8
8	0.5	7 / 0.30	36.0	0.6	2.1	14.4	15.2	17.0	18.2			18.0	18.9	21.0	22.2		
9	0.5	7 / 0.30	36.0	0.6	2.1	15.8	16.6	18.6	19.9			19.5	20.6	22.5	24.0		
12	0.5	7 / 0.30	36.0	0.6	2.1	17.0	18.1	20.2	21.5			21.0	22.0	24.2	25.7		
19	0.5	7 / 0.30	36.0	0.6	2.1	20.2	21.3	23.7	25.4			24.2	25.5	27.8	29.8		
24	0.5	7 / 0.30	36.0	0.6	2.1	23.7	25.2					27.8	29.5				
37	0.5	7 / 0.30	36.0	0.6	2.1	27.3	28.8					31.7	33.2				
1	0.9	7 / 0.40	20.6	0.6	2.4	6.2		6.7		7.6		9.2		9.7		10.8	
2**	0.9	7 / 0.40	20.6	0.6	2.4	7.4	10.3	11.7	13.1	13.6	14.7	10.5	13.6	15.0	16.7	17.2	18.4
3	0.9	7 / 0.40	20.6	0.6	2.4	10.4	11.1	12.6	13.5	14.5	15.8	13.7	14.4	16.1	17.1	18.2	19.9
4	0.9	7 / 0.40	20.6	0.6	2.4	11.6	12.4	14.0	14.7	16.0	17.3	14.9	15.9	17.5	18.4	20.1	21.4
5	0.9	7 / 0.40	20.6	0.6	2.4	12.9	13.8	15.3	16.3	17.7	19.2	16.4	17.3	19.1	20.4	21.8	23.2
6	0.9	7 / 0.40	20.6	0.6	2.4	14.3	15.0	16.9	17.9	19.3	21.2	17.9	18.8	20.9	22.0	23.4	25.4
7	0.9	7 / 0.40	20.6	0.6	2.4	14.3	15.0	16.9	17.9	19.3	21.2	17.9	18.8	20.9	22.0	23.4	25.4
8	0.9	7 / 0.40	20.6	0.6	2.4	16.3	17.1	19.1	20.4			20.2	21.0	23.1	24.4		
9	0.9	7 / 0.40	20.6	0.6	2.4	17.8	18.6	21.0	22.1			21.7	22.6	25.1	26.4		
12	0.9	7 / 0.40	20.6	0.6	2.4	19.2	20.3	22.7	23.9			23.1	24.3	26.8	28.2		
19	0.9	7 / 0.40	20.6	0.6	2.4	22.7	23.8	26.8	28.3			26.8	27.9	31.2	32.8		
24	0.9	7 / 0.40	20.6	0.6	2.4	26.8	28.1					31.2	32.5				
37	0.9	7 / 0.40	20.6	0.6	2.4	31.0	32.5					35.5	37.0				
1	1.5	7 / 0.52	12.1	0.6	2.8	7.0		7.7		8.5		10.1		10.8		11.7	
2**	1.5	7 / 0.52	12.1	0.6	2.8	8.4	11.8	13.6	15.1	15.6	16.8	11.5	15.1	17.1	19.0	19.5	20.9
3	1.5	7 / 0.52	12.1	0.6	2.8	12.2	12.8	14.5	15.1	16.6	18.0	15.7	16.3	18.1	19.0	20.7	22.1
4	1.5	7 / 0.52	12.1	0.6	2.8	13.6	14.1	16.1	16.8	18.3	19.9	17.1	17.7	20.0	20.8	22.4	24.0
5	1.5	7 / 0.52	12.1	0.6	2.8	14.9	15.7	17.7	18.6	20.4	22.0	18.5	19.5	21.7	22.6	24.4	26.2
6	1.5	7 / 0.52	12.1	0.6	2.8	16.5	17.2	19.4	20.5	22.3	24.0	20.4	21.1	23.3	24.5	26.5	28.3
7	1.5	7 / 0.52	12.1	0.6	2.8	16.5	17.2	19.4	20.5	22.3	24.0	20.4	21.1	23.3	24.5	26.5	28.3
8	1.5	7 / 0.52	12.1	0.6	2.8	18.6	19.4	22.0	23.1			22.6	23.4	26.2	27.3		
9	1.5	7 / 0.52	12.1	0.6	2.8	20.4	21.3	23.9	25.3			24.4	25.5	28.1	29.7		
12	1.5	7 / 0.52	12.1	0.6	2.8	22.1	23.0	26.1	27.4			26.3	27.2	30.5	31.8		
19	1.5	7 / 0.52	12.1	0.6	2.8	26.2	27.3	30.9	32.4			30.5	31.6	35.5	37.1		
24	1.5	7 / 0.52	12.1	0.6	2.8	31.0	32.3					35.5	36.8				
37	1.5	7 / 0.52	12.1	0.6	2.8	35.7	37.2					40.5	42.0				

\* The rated outer diameter of cables may vary by +/- 20 % depending on the options selected.

\*\* The two pairs with general electrical screen (EG) are twisted like a quad cable.

For this product, please contact:

OMERIN division principale

Zone Industrielle - F 63600 Ambert

Tel. +33 (0)4 73 82 50 00 - Fax +33 (0)4 73 82 50 10

omerin@omerin.com

OMERIN division silisol

BP 87 - ZI du Devey - F 42000 Saint-Etienne

Tel. +33 (0)4 77 81 36 00 - Fax +33 (0)4 77 81 37 00

silisol@omerin.com

[www.omerin.com](http://www.omerin.com)

The information provided in this technical data sheet is indicative and may be modified without prior notice, laying, wiring and electrical conditions and the environment of the cable can not be fully considered in our studies. In no way the company OMERIN shall be held responsible for any incidents in the case of inappropriate uses, particularly in the case of wiring conditions that do not respect the good practice and the standards in force.

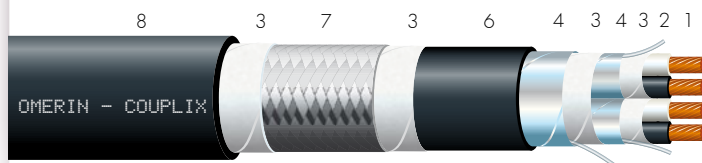
For an optimum use of the cables produced by our company, we recommend testing in real conditions. Our sales department is available for a possible provision of samples, and/or for the conditions of a complete study in our laboratories.

© Registered trademark of the OMERIN Group. Drawings and photos are not contractual. Reproduction is prohibited without the prior agreement of OMERIN.



# COUPLIX® FR

## Pyrometry cables (Extension and compensation)



- 1 • Stranded core extension: JX, KX, EX, TX or compensation: BC, KCB.
- 2 • Insulation: silicone rubber as per NF C 32-090 + optional filler(s).
- 3 • Optional separating tape.
- 4 • (optional) Individual electrical screen (EI): aluminium/PET tape + continuity wire.
- 5 • General electrical screen: aluminium/PET tape + continuity wire (EG) / tin-plated copper braid (BE) / bare copper braid (BR).
- 6 • (optional) Internal sheath: HFFR, type ST8 as per IEC 60502-1.
- 7 • (optional) Armour: galvanized steel braid (BG) / double steel tape (FA).
- 8 • Outer sheath: HFFR, type ST8 as per IEC 60502-1.

### Reference

- (example) COUPLIX® JX FR EI BG 2P0,5 mm<sup>2</sup>  
JX, TX, KX, EX, BC, KCB: type of extension cable or compensation cable  
FR : fire resistant  
EI, EG, BE, BR: type of electrical screen  
BG, FA: type of armour  
2P: number of pairs  
0.5 mm<sup>2</sup>: cross-section in mm<sup>2</sup>

### Approvals - standards

- IEC 60332-1 / IEC 60332-3 / NF C 32-070 test C1.
- IEC 61034-2 / IEC 60754-1 / IEC 60754-2.
- IEC 60584-1 / IEC 60584-2 / IEC 60584-3.

### Markings

- OMERIN – COUPLIX < xx FR xx xx >  
< cross-section > – < batch > – < year >

### Category

- Extension cable – tolerance class: 1.
- Compensation cable – tolerance class: 2.

### Colour code

IEC

### Form

Round

### Technical characteristics

#### Thermal

- Temperature of insulation under continuous operation: -30 °C to +80 °C.

#### Electrical

- Test voltage: 500 V.

#### Smoke - fire

- Flame retardant – cable alone:  
IEC 60332-1-2 / NF EN 60332-1-2 / NF C 32-070 test C2.
- Flame retardant – bunched cable:  
IEC 60332-3-22 cat. A / NF EN 60332-3-22 cat. A.
- Fire retardant: NF C 32-070 test C1.
- Low smoke density: IEC 61034-2 / NF EN 61034-2.
- Halogen-free: IEC 60754-1 / NF EN 60754-1.
- Low corrosivity of gas emissions: IEC 60754-2 / NF EN 60754-2.

#### Resistance of outer sheath to chemical attacks as per OMERIN test report NT140220-01:

- Good resistance to acid.
- Good resistance to base.
- Fairly good resistance to aliphatic hydrocarbons.
- Resistance to water: type AD7 as per IEC 60529 without immersion of ends.
- Resistance to UV ≥ 2000 hours as per EN 16472.

### Options

- Other extension cable or compensation cable: contact us.
- 105 °C cable: contact us.
- Other colour code: contact us.

For this product, please contact:

OMERIN division principale

Zone Industrielle - F 63600 Ambert

Tel. +33 (0)4 73 82 50 00 - Fax +33 (0)4 73 82 50 10  
omerin@omerin.com

OMERIN division silisol

BP 87 - ZI du Devvey - F 42000 Saint-Étienne

Tel. +33 (0)4 77 81 36 00 - Fax +33 (0)4 77 81 37 00  
silisol@omerin.com

[www.omerin.com](http://www.omerin.com)

The information provided in this technical data sheet is indicative and may be modified without prior notice, laying, wiring and electrical conditions and the environment of the cable can not be fully considered in our studies. In no way the company OMERIN shall be held responsible for any incidents in the case of inappropriate uses, particularly in the case of wiring conditions that do not respect the good practice and the standards in force.  
For an optimum use of the cables produced by our company, we recommend testing in real conditions. Our sales department is available for a possible provision of samples, and/or for the conditions of a complete study in our laboratories.  
© Registered trademark of the OMERIN Group. Drawings and photos are not contractual. Reproduction is prohibited without the prior agreement of OMERIN.

**omerin**  
LES CABLES DE L'EXTREME

Number of pairs	Nominal cross-section (mm <sup>2</sup> )	Nominal stranding	Nominal thickness of insulation (mm)	Nominal diameter of conductors (mm)	NON-SHIELDED CABLES Nominal outside diameter* (mm)		ARMoured CABLES Nominal outside diameter* (mm)	
					EG	EI	EG	EI
1	0.5	7 / 0.30	0.6	2.1	5.6		8.6	
2 **	0.5	7 / 0.30	0.6	2.1	6.5	9.0	9.5	12.1
3	0.5	7 / 0.30	0.6	2.1	9.0	9.9	12.1	13.0
4	0.5	7 / 0.30	0.6	2.1	10.2	11.0	13.5	14.3
5	0.5	7 / 0.30	0.6	2.1	11.4	12.2	14.7	15.7
6	0.5	7 / 0.30	0.6	2.1	12.6	13.5	16.1	17.0
7	0.5	7 / 0.30	0.6	2.1	12.6	13.5	16.1	17.0
8	0.5	7 / 0.30	0.6	2.1	14.4	15.2	18.0	18.9
9	0.5	7 / 0.30	0.6	2.1	15.8	16.6	19.5	20.6
12	0.5	7 / 0.30	0.6	2.1	17.0	18.1	21.0	22.0
19	0.5	7 / 0.30	0.6	2.1	20.2	21.3	24.2	25.5
24	0.5	7 / 0.30	0.6	2.1	23.7	25.2	27.8	29.5
37	0.5	7 / 0.30	0.6	2.1	27.3	28.8	31.7	33.2
1	1	14 / 0.30	0.6	2.5	6.4		9.5	
2 **	1	14 / 0.30	0.6	2.5	7.7	10.6	10.9	13.9
3	1	14 / 0.30	0.6	2.5	11.0	11.5	14.4	14.8
4	1	14 / 0.30	0.6	2.5	12.2	12.8	15.8	16.3
5	1	14 / 0.30	0.6	2.5	13.6	14.2	17.2	17.8
6	1	14 / 0.30	0.6	2.5	14.8	15.7	18.5	19.5
7	1	14 / 0.30	0.6	2.5	14.8	15.7	18.5	19.5
8	1	14 / 0.30	0.6	2.5	16.8	17.7	20.9	21.7
9	1	14 / 0.30	0.6	2.5	18.4	19.2	22.4	23.2
12	1	14 / 0.30	0.6	2.5	20.1	21.0	24.1	25.1
19	1	14 / 0.30	0.6	2.5	23.5	24.6	27.8	28.8
24	1	14 / 0.30	0.6	2.5	27.8	29.3	32.3	33.7
37	1	14 / 0.30	0.6	2.5	32.1	33.6	36.8	38.2

\* The rated outer diameter of cables may vary by +/- 20 % depending on the options selected.

\*\* The two pairs with general electrical screen (EG) are twisted like a quad cable.

For this product, please contact:

**OMERIN division principale** 

Zone Industrielle - F 63600 Ambert

Tel. +33 (0)4 73 82 50 00 - Fax +33 (0)4 73 82 50 10

omerin@omerin.com

**OMERIN division silisol** 

BP 87 - ZI du Devey - F 42000 Saint-Etienne

Tel. +33 (0)4 77 81 36 00 - Fax +33 (0)4 77 81 37 00

silisol@omerin.com

[www.omerin.com](http://www.omerin.com)

**omerin**  
LES CABLES DE L'EXTREME

The information provided in this technical data sheet is indicative and may be modified without prior notice, laying, wiring and electrical conditions and the environment of the cable can not be fully considered in our studies. In no way the company OMERIN shall be held responsible for any incidents in the case of inappropriate uses, particularly in the case of wiring conditions that do not respect the good practice and the standards in force.

For an optimum use of the cables produced by our company, we recommend testing in real conditions. Our sales department is available for a possible provision of samples, and/or for the conditions of a complete study in our laboratories.

© Registered trademark of the OMERIN Group. Drawings and photos are not contractual. Reproduction is prohibited without the prior agreement of OMERIN.







## CABLES WITH PVC SHEATH

FT No.	PRODUCT REFERENCE	PAGE
<b>6400</b>	ENERSYL LH – CABLES WITH PVC SHEATH	48
<b>6401</b>	ENERSYL LH POWER Single core	50
<b>6402</b>	ENERSYL LH POWER Multicore	52
<b>6403</b>	ENERSYL LH CONTROL	54
<b>6404</b>	ENERSYL LH INSTRUM	56
<b>6405</b>	COUPLIX LH	58

# ENERSYL® LH

## CABLES WITH PVC SHEATH

### Technical data

Continuous operating temperature
Maximum core temperature
Rated voltage
Test voltage

### Standard products

Stranding of the core
Insulation of conductors
Outer sheath
Colour identification of conductors
Colour of the outer sheath

### Options

Flexible core - CuSn class 5
Individual electrical screen (pair / triple / quad) using aluminium/PET tape + continuity wire*
General electrical screen using aluminium/PET tape + continuity wire
General electrical screen using bare copper braid
General electrical screen using tin-plated copper braid
Mechanical armour using galvanized steel braid (+ inner sheath)
Mechanical armour using double steel tape (+ inner sheath)
Use in ATEX zone as per NF C 15-100 part 4-42 or EN 60079-14 (excluding "i" intrinsic safety circuit)
Use in ATEX zone for "i" intrinsic safety circuit only as per EN 60079-14

### Characteristics

Core - as per standard
Insulation - as per standard
Sheath - material as per standard
Cable - construction as per standard

### Fire-smoke resistance properties of cable

Flame retardant - IEC 60332-3-22 (Cat. A bundled cables)
Flame retardant - IEC 60332-3-24 (Cat. C bundled cables)
Fire retardant - NF C 32-070 test C1
Flame retardant - IEC 60332-1-2 / NF C 32-070 test C2
Fire-resistant - EN 50200
Low smoke density - IEC 61034-2
Halogen-free - IEC 60754-1
Low corrosiveness of gas emissions - IEC 60754-2

### Physical / chemical properties of the sheath

Resistance to acid (immersion 168 h)**
Resistance to base (immersion 168 h)**
Resistance to IRM 902 mineral oil (24 h immersion at 100 °C)**
Reinforced resistance to IRM 902 mineral oil (168 h immersion at 90 °C)**
Resistance to aliphatic hydrocarbons (immersion 168 h)**
AD7 class as per IEC 60529 (immersion in water - ends not immersed)**
Resistance to saline mist (immersion in salt water - 168 h at 60 °C)**
Resistance to UV ≥ 2000 h as per EN 16472**

\* By default all cables with individual screens also have EG type general screens.

\*\* Based on the OMERIN method. Refer to the corresponding test report for further information.


[www.omerin.com](http://www.omerin.com)

**omerin**  
LES CABLES DE L'EXTREME

The information provided in this technical data sheet is indicative and may be modified without prior notice, laying, wiring and electrical conditions and the environment of the cable can not be fully considered in our studies. In no way the company OMERIN shall be held responsible for any incidents in the case of inappropriate uses, particularly in the case of wiring conditions that do not respect the good practice and the standards in force.  
For an optimum use of the cables produced by our company, we recommend testing in real conditions. Our sales department is available for a possible provision of samples, and/or for the conditions of a complete study in our laboratories.  
© Registered trademark of the OMERIN Group. Drawings and photos are not contractual. Reproduction is prohibited without the prior agreement of OMERIN.



ENERSYL® LH POWER Power cables	ENERSYL® LH CONTROL Control cables	ENERSYL® LH INSTRUM Instrumentation cables	COUPLIX® LH Pyrometry cables
-30 °C to +80 °C +90 °C	-30 °C to +80 °C +90 °C	-30 °C to +80 °C +90 °C	-30 °C to +80 °C +90 °C
600 / 1000 V 3500 V	450 / 750 V 2500 V	300 / 500 V 2000 V	N/A 500 V
CuA1 class 2	CuA1 class 2	CuA1 class 2	N/A
PR type cross-linked polyethylene PVC, type ST2	Cross-linked polyethylene PVC, type ST2	Cross-linked polyethylene PVC, type ST2	Cross-linked polyethylene PVC, type ST2
HD 308 S2 or black numbered if → 5 conductors	HD 308 S2 or white numbered if → 5 conductors	white/blue OR white/red/blue OR white/red/blue/black	as per IEC 60584
black	black	black	as per IEC 60584
FLEX	FLEX	FLEX	N/A
N/A	N/A	EI	EI
EG	EG	EG	EG
BR	BR	BR	BR
BE	BE	BE	BE
BG	BG	BG	BG
FA	FA	FA	FA
EX	N/A	N/A	N/A
N/A	EX	EX	N/A
IEC 60228	IEC 60228	IEC 60228	IEC 60584
IEC 60502-1	NF C 32-090	NF C 32-090	NF C 32-090
IEC 60502-1	IEC 60502-1	IEC 60502-1	IEC 60502-1
IEC 60502-1	N/A	N/A	N/A
-	-	-	-
-	-	-	-
-	-	-	-
✓	✓	✓	✓
-	-	-	N/A
-	-	-	-
-	-	-	-
-	-	-	-
✓	✓	✓	✓
✓	✓	✓	✓
-	-	-	-
-	-	-	-
✓	✓	✓	✓
-	-	-	-
-	-	-	-

**ENERSYL® LH  
POWER****Single core power cables**

- 1 • Stranded bare copper core, class 2 as per IEC 60228.
- 2 • Optional separating tape.
- 3 • Insulation: cross-linked polyethylene, type PR as per IEC 60502-1.
- 4 • (optional) electrical screen: aluminium/PET tape + continuity wire (EG) / tin-plated copper braid (BE) / bare copper braid (BR).
- 5 • (optional) Internal sheath: PVC, type ST2 as per IEC 60502-1.
- 6 • (optional) Armour: galvanized steel braid (BG) / double steel tape (FA).
- 7 • Outer sheath: PVC, type ST2 as per IEC 60502-1.

**Reference**

- (example) ENERSYL® LH EG BG POWER 150 mm<sup>2</sup>  
EG, BE, BR: type of electrical screen  
BG, FA: type of armour  
POWER: power cable  
150 mm<sup>2</sup>: cross-section in mm<sup>2</sup>

**Approvals - standards**

- IEC 60228 / IEC 60502-1.
- IEC 60332-1.

**Markings**

- OMERIN – ENERSYL < LH xx xx POWER >  
< cross-section > – 600/1000V – < batch > – < year >

**Standard products**

- Sheath: black.
- Insulation: black.

**Technical characteristics****Thermal**

- Continuous operating temperature: -30 °C to +80 °C.
- Maximum core temperature: +90 °C.

**Electrical**

- Rated voltage: 600/1000 V.
- Test voltage: 3500 V.

**Fire**

- Flame retardant – cable alone:  
IEC 60332-1-2 / NF EN 60332-1-2 / NF C 32-070 test C2.

**Resistance of outer sheath to chemical attacks  
as per OMERIN test report NT140825-01:**

- Good resistance to acid.
- Good resistance to base.
- Resistance to water: type AD7 as per IEC 60529 without immersion of ends.

**Options**

- FLEX: flexible tin-plated copper core, class 5 as per IEC 60228.
- Other colours: contact us.
- ATEX as per NF C 15-100 part 4-42 / EN 60079-14.  
Particularly suited for static facilities in potentially explosive environments, excluding the "i" intrinsic safety protection mode.  
> ENERSYL® LH BG EX POWER: with a silicone sheath under the armour and without hygroscopic separating tape.

For this product, please contact:

OMERIN division principale

Zone Industrielle - F 63600 Ambert  
Tel. +33 (0)4 73 82 50 00 - Fax +33 (0)4 73 82 50 10  
omerin@omerin.com

OMERIN division silisol

BP 87 - ZI du Devey - F 42000 Saint-Étienne  
Tel. +33 (0)4 77 81 36 00 - Fax +33 (0)4 77 81 37 00  
silisol@omerin.com

[www.omerin.com](http://www.omerin.com)

The information provided in this technical data sheet is indicative and may be modified without prior notice, laying, wiring and electrical conditions and the environment of the cable can not be fully considered in our studies. In no way the company OMERIN shall be held responsible for any incidents in the case of inappropriate uses, particularly in the case of wiring conditions that do not respect the good practice and the standards in force.  
For an optimum use of the cables produced by our company, we recommend testing in real conditions. Our sales department is available for a possible provision of samples, and/or for the conditions of a complete study in our laboratories.  
© Registered trademark of the OMERIN Group. Drawings and photos are not contractual. Reproduction is prohibited without the prior agreement of OMERIN.

Nominal cross-section (mm <sup>2</sup> )	Nominal stranding	Nominal thickness of insulation (mm)	Nominal diameter of conductors (mm)	NON-SHIELDED CABLES			ARMoured CABLES			Max. linear resistance at 20 °C (Ω/km)
				Nominal thickness of the sheath (mm)	Nominal outside diameter* (mm)	Approximate linear weight (kg/km)	Nominal thickness of the sheath (mm)	Nominal outside diameter* (mm)	Approximate linear weight (kg/km)	
1.5	7 / 0.52	0.7	3.1	1.4	6.3	54	1.4	9.9	142	12.1
2.5	7 / 0.67	0.7	3.5	1.4	6.7	66	1.4	10.3	159	7.41
4	7 / 0.85	0.7	4.2	1.4	7.4	86	1.4	11.0	187	4.61
6	7 / 1.04	0.7	4.8	1.4	8.0	110	1.4	11.6	218	3.08
10	7 / 1.33	0.7	5.5	1.4	8.8	150	1.4	12.4	268	1.83
16	7 / 1.68	0.7	6.6	1.4	9.9	212	1.4	13.5	343	1.15
25	7 strands	0.9	8.1	1.4	11.4	306	1.4	15.0	456	0.727
35	7 strands	0.9	8.9	1.4	12.2	400	1.4	15.9	563	0.524
50	19 strands	1.0	10.1	1.4	13.4	530	1.5	17.3	715	0.387
70	19 strands	1.1	12.0	1.4	15.4	719	1.5	19.2	926	0.268
95	19 strands	1.1	13.6	1.5	17.2	978	1.6	21.3	1233	0.193
120	19 strands	1.2	16.0	1.5	19.6	1239	1.7	23.9	1538	0.153
150	19 strands	1.4	17.4	1.6	21.2	1502	1.7	25.5	1824	0.124
185	37 strands	1.6	20.4	1.7	24.4	1897	1.8	28.7	2264	0.0991
240	37 strands	1.7	22.4	1.7	26.4	2394	1.9	31.1	2817	0.0754
300	61 strands	1.8	26.7	1.8	30.9	3043	2.0	35.6	3534	0.0601
400	61 strands	2.0	30.0	1.9	34.4	3857	2.1	39.3	4419	0.0470

\* The rated outer diameter of cables may vary by +/- 1.5% depending on the options selected (excluding FLEX option +/- 25%).

For this product, please contact:

**OMERIN division principale**

Zone Industrielle - F 63600 Ambert

Tel. +33 (0)4 73 82 50 00 - Fax +33 (0)4 73 82 50 10

omerin@omerin.com

**OMERIN division silisol**

BP 87 - ZI du Devey - F 42000 Saint-Étienne

Tel. +33 (0)4 77 81 36 00 - Fax +33 (0)4 77 81 37 00

silisol@omerin.com

[www.omerin.com](http://www.omerin.com)

**omerin**  
LES CABLES DE L'EXTREME


The information provided in this technical data sheet is indicative and may be modified without prior notice, laying, wiring and electrical conditions and the environment of the cable can not be fully considered in our studies. In no way the company OMERIN shall be held responsible for any incidents in the case of inappropriate uses, particularly in the case of wiring conditions that do not respect the good practice and the standards in force.

For an optimum use of the cables produced by our company, we recommend testing in real conditions. Our sales department is available for a possible provision of samples, and/or for the conditions of a complete study in our laboratories.

© Registered trademark of the OMERIN Group. Drawings and photos are not contractual. Reproduction is prohibited without the prior agreement of OMERIN.

# ENERSYL® LH POWER

## Multicore power cables



- 1 • Stranded bare copper core, class 2 as per IEC 60228.
- 2 • Optional separating tape.
- 3 • Insulation: cross-linked polyethylene, type PR as per IEC 60502-1 + optional filler(s).
- 4 • (optional) Electrical screen: aluminium/PET tape + continuity wire (EG) / tin-plated copper braid (BE) / bare copper braid (BR).
- 5 • (optional) Internal sheath: PVC, type ST2 as per IEC 60502-1.
- 6 • (optional) Armour: galvanized steel braid (BG) / double steel tape (FA).
- 7 • Outer sheath: PVC, type ST2 as per IEC 60502-1.

### Reference

- (example) ENERSYL® LH EG BG POWER 2x4 mm<sup>2</sup>  
EG, BE, BR: type of electrical screen  
BG, FA: type of armour  
POWER: power cable  
2: number of conductors  
X, G: type of assembly: without (X)  
or with (G) an earth wire  
4 mm<sup>2</sup>: cross-section in mm<sup>2</sup>

### Approvals - standards

- IEC 60228 / IEC 60502-1.
- IEC 60332-1.

### Markings

- OMERIN – ENERSYL < LH xx xx POWER >  
< cross-section > – 600/1000V – < batch > – < year >

### Standard products

- Sheath: black.
- Colour identification of conductors:  
< up to 5 conductors: as per HD 308 S2.  
> more than 5 conductors: black numbered.

### Technical characteristics

#### Thermal

- Continuous operating temperature: -30 °C to +80 °C.
- Maximum core temperature: +90 °C.

#### Electrical

- Rated voltage: 600/1000 V.
- Test voltage: 3500 V.

#### Smoke - fire

- Flame retardant – cable alone:  
IEC 60332-1-2 / NF EN 60332-1-2 / NF C 32-070 test C2.

#### Resistance of outer sheath to chemical attacks as per OMERIN test report NT140825-01:

- Good resistance to acid.
- Good resistance to base.
- Resistance to water: type AD7 as per IEC 60529 without immersion of ends.

### Options

- FLEX: flexible tin-plated copper core, class 5 as per IEC 60228.
- Other colours: contact us.
- ATEX as per NF C 15-100 part 4-42 / EN 60079-14.  
Particularly suited for static facilities in potentially explosive environments, excluding the "i" intrinsic safety protection mode.  
> ENERSYL® LH BG EX POWER: with a PVC sheath under the armour  
and without hygroscopic separating tape.

For this product, please contact:

OMERIN division principale

Zone Industrielle - F 63600 Ambert  
Tel. +33 (0)4 73 82 50 00 - Fax +33 (0)4 73 82 50 10  
omerin@omerin.com

OMERIN division silisol

BP 87 - ZI du Devey - F 42000 Saint-Étienne  
Tel. +33 (0)4 77 81 36 00 - Fax +33 (0)4 77 81 37 00  
silisol@omerin.com

[www.omerin.com](http://www.omerin.com)


The information provided in this technical data sheet is indicative and may be modified without prior notice, laying, wiring and electrical conditions and the environment of the cable can not be fully considered in our studies. In no way the company OMERIN shall be held responsible for any incidents in the case of inappropriate uses, particularly in the case of wiring conditions that do not respect the good practice and the standards in force.  
For an optimum use of the cables produced by our company, we recommend testing in real conditions. Our sales department is available for a possible provision of samples, and/or for the conditions of a complete study in our laboratories.  
® Registered trademark of the OMERIN Group. Drawings and photos are not contractual. Reproduction is prohibited without the prior agreement of OMERIN.

NON-SHIELDED CABLES							ARMoured CABLES			
Nominal cross-section (mm <sup>2</sup> )	Nominal stranding	Nominal thickness of insulation (mm)	Nominal diameter of conductors (mm)	Nominal thickness of the sheath (mm)	Nominal outside diameter* (mm)	Approximate linear weight (kg/km)	Nominal thickness of the sheath (mm)	Nominal outside diameter* (mm)	Approximate linear weight (kg/km)	Max. linear resistance at 20 °C (Ω/km)
2 x 1.5	7 / 0.52	0.7	3.1	1.8	10.3	111	1.8	13.9	244	12.1
3 x 1.5	7 / 0.52	0.7	3.1	1.8	10.8	134	1.8	14.4	273	12.1
4 x 1.5	7 / 0.52	0.7	3.1	1.8	11.6	160	1.8	15.3	312	12.1
5 x 1.5	7 / 0.52	0.7	3.1	1.8	12.5	186	1.8	16.2	348	12.1
7 x 1.5	7 / 0.52	0.7	3.1	1.8	13.4	231	1.8	17.1	405	12.1
12 x 1.5	7 / 0.52	0.7	3.1	1.8	17.1	358	1.8	21.0	599	12.1
19 x 1.5	7 / 0.52	0.7	3.1	1.8	19.7	511	1.8	23.6	788	12.1
24 x 1.5	7 / 0.52	0.7	3.1	1.8	22.8	631	1.8	26.9	963	12.1
27 x 1.5	7 / 0.52	0.7	3.1	1.8	23.3	691	1.8	27.3	1029	12.1
37 x 1.5	7 / 0.52	0.7	3.1	1.8	25.9	901	1.8	30.0	1276	12.1
2 x 2.5	7 / 0.67	0.7	3.5	1.8	11.1	137	1.8	14.7	280	7.41
3 x 2.5	7 / 0.67	0.7	3.5	1.8	11.7	170	1.8	15.4	323	7.41
4 x 2.5	7 / 0.67	0.7	3.5	1.8	12.6	206	1.8	16.3	370	7.41
5 x 2.5	7 / 0.67	0.7	3.5	1.8	13.6	243	1.8	17.3	419	7.41
7 x 2.5	7 / 0.67	0.7	3.5	1.8	14.6	308	1.8	18.3	498	7.41
12 x 2.5	7 / 0.67	0.7	3.5	1.8	18.8	488	1.8	22.6	752	7.41
19 x 2.5	7 / 0.67	0.7	3.5	1.8	21.7	711	1.8	25.6	1015	7.41
24 x 2.5	7 / 0.67	0.7	3.5	1.8	25.2	883	1.8	29.3	1248	7.41
27 x 2.5	7 / 0.67	0.7	3.5	1.8	25.7	972	1.8	29.8	1345	7.41
37 x 2.5	7 / 0.67	0.7	3.5	1.8	28.7	1281	1.9	33.2	1725	7.41
2 x 4	7 / 0.85	0.7	4.2	1.8	12.5	179	1.8	16.2	342	4.61
3 x 4	7 / 0.85	0.7	4.2	1.8	13.2	228	1.8	16.9	400	4.61
4 x 4	7 / 0.85	0.7	4.2	1.8	14.3	280	1.8	18.0	466	4.61
5 x 4	7 / 0.85	0.7	4.2	1.8	15.5	337	1.8	19.1	533	4.61
7 x 4	7 / 0.85	0.7	4.2	1.8	16.8	434	1.8	20.7	672	4.61
12 x 4	7 / 0.85	0.7	4.2	1.8	21.7	693	1.8	25.5	996	4.61
2 x 6	7 / 1.04	0.7	4.8	1.8	13.7	229	1.8	17.4	407	3.08
3 x 6	7 / 1.04	0.7	4.8	1.8	14.5	299	1.8	18.2	486	3.08
4 x 6	7 / 1.04	0.7	4.8	1.8	15.8	376	1.8	19.4	576	3.08
5 x 6	7 / 1.04	0.7	4.8	1.8	17.2	451	1.8	21.0	693	3.08
7 x 6	7 / 1.04	0.7	4.8	1.8	18.6	590	1.8	22.5	852	3.08
2 x 10	7 / 1.33	0.7	5.5	1.8	15.1	309	1.8	18.8	504	1.83
3 x 10	7 / 1.33	0.7	5.5	1.8	16.1	417	1.8	19.7	620	1.83
4 x 10	7 / 1.33	0.7	5.5	1.8	17.5	527	1.8	21.4	774	1.83
5 x 10	7 / 1.33	0.7	5.5	1.8	19.1	637	1.8	22.9	905	1.83
2 x 16	7 / 1.68	0.7	6.6	1.8	17.4	440	1.8	21.3	685	1.15
3 x 16	7 / 1.68	0.7	6.6	1.8	18.5	600	1.8	22.3	860	1.15
4 x 16	7 / 1.68	0.7	6.6	1.8	20.2	767	1.8	24.0	1050	1.15
5 x 16	7 / 1.68	0.7	6.6	1.8	22.0	934	1.8	25.9	1243	1.15
2 x 25	7 strands	0.9	8.1	1.8	20.4	634	1.8	24.3	920	0.727
3 x 25	7 strands	0.9	8.1	1.8	21.7	881	1.8	25.6	1185	0.727
4 x 25	7 strands	0.9	8.1	1.8	23.8	1135	1.8	27.9	1480	0.727
5 x 25	7 strands	0.9	8.1	1.8	26.1	1390	1.8	30.1	1767	0.727
2 x 35	7 strands	0.9	8.9	1.8	22.0	826	1.8	26.1	1146	0.524
3 x 35	7 strands	0.9	8.9	1.8	23.4	1163	1.8	27.5	1503	0.524
4 x 35	7 strands	0.9	8.9	1.8	25.7	1508	1.9	30.0	1894	0.524
5 x 35	7 strands	0.9	8.9	1.8	28.2	1854	2.0	32.9	2305	0.524
2 x 50	19 strands	1.0	10.1	1.8	24.4	1089	1.8	28.5	1444	0.387
3 x 50	19 strands	1.0	10.1	1.8	26.0	1550	1.9	30.3	1940	0.387
4 x 50	19 strands	1.0	10.1	1.9	28.8	2031	2.0	33.3	2476	0.387
5 x 50	19 strands	1.0	10.1	2.0	31.9	2517	2.1	36.5	3022	0.387
2 x 70	19 strands	1.1	12.0	1.8	28.2	1469	2.0	32.9	1919	0.268
3 x 70	19 strands	1.1	12.0	1.9	30.3	2118	2.0	34.8	2585	0.268
4 x 70	19 strands	1.1	12.0	2.0	33.6	2781	2.1	38.3	3313	0.268
2 x 95	19 strands	1.1	13.6	1.9	31.6	1990	2.1	36.5	2508	0.193
3 x 95	19 strands	1.1	13.6	2.0	34.0	2884	2.2	38.8	3438	0.193

\* The rated outer diameter of cables may vary by +/- 15% depending on the options selected (excluding FLEX option +/- 25%).

# ENERSYL® LH CONTROL

## Control cables



### Reference

- (example) ENERSYL® LH EG BG CONTROL  
19x1,5 mm<sup>2</sup>  
EG, BE, BR: type of electrical screen  
BG, FA: type of armour  
CONTROL: control cable  
19: number of conductors  
X, G: type of assembly: without (X)  
or with (G) an earth wire  
1.5 mm<sup>2</sup>: cross-section in mm<sup>2</sup>

### Approvals - standards

- IEC 60228 / NF C 32-090.
- IEC 60332-1.

### Markings

- OMERIN – ENERSYL < LH xx xx CONTROL >  
< cross-section > – 450/750V – < batch > – < year >

### Standard products

- Sheath: black.
- Colour identification of conductors:  
< up to 5 conductors: as per HD 308 S2.  
> more than 5 conductors: black numbered.

### Technical characteristics

#### Thermal

- Continuous operating temperature: -30 °C to +80 °C.
- Maximum core temperature: +90 °C.

#### Electrical

- Rated voltage: 450/750 V.
- Test voltage: 2500 V.

#### Smoke - fire

- Flame retardant – cable alone:  
IEC 60332-1-2 / NF EN 60332-1-2 / NF C 32-070 test C2.

#### Resistance of outer sheath to chemical attacks as per OMERIN test report NT140825-01:

- Good resistance to acid.
- Good resistance to base.
- Resistance to water: type AD7 as per IEC 60529 without immersion of ends.

### Options

- FLEX: flexible tin-plated copper core, class 5 as per IEC 60228.
- Other colours: contact us.
- ATEX as per EN 60079-14.  
Particularly suited for static facilities in potentially explosive environments  
except for "i" intrinsic safety protection mode, requiring specific identification of cables.  
Colour of the sheath: blue as per EN 60079-14 part 16.2.2.6.  
> ENERSYL® LH EX CONTROL: without electrical screen.  
> ENERSYL® LH BE EX CONTROL: with electrical screen.

For this product, please contact:

OMERIN division principale

Zone Industrielle - F 63600 Ambert  
Tel. +33 (0)4 73 82 50 00 - Fax +33 (0)4 73 82 50 10  
omerin@omerin.com

OMERIN division silisol

BP 87 - ZI du Devey - F 42000 Saint-Étienne  
Tel. +33 (0)4 77 81 36 00 - Fax +33 (0)4 77 81 37 00  
silisol@omerin.com

[www.omerin.com](http://www.omerin.com)

The information provided in this technical data sheet is indicative and may be modified without prior notice, laying, wiring and electrical conditions and the environment of the cable can not be fully considered in our studies. In no way the company OMERIN shall be held responsible for any incidents in the case of inappropriate uses, particularly in the case of wiring conditions that do not respect the good practice and the standards in force.  
For an optimum use of the cables produced by our company, we recommend testing in real conditions. Our sales department is available for a possible provision of samples, and/or for the conditions of a complete study in our laboratories.  
© Registered trademark of the OMERIN Group. Drawings and photos are not contractual. Reproduction is prohibited without the prior agreement of OMERIN.

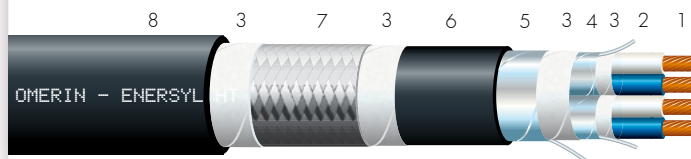


NON-SHIELDED CABLES							ARMoured CABLES			
Nominal cross-section (mm <sup>2</sup> )	Nominal stranding	Nominal thickness of insulation (mm)	Nominal diameter of conductors (mm)	Nominal thickness of the sheath (mm)	Nominal outside diameter* (mm)	Approximate linear weight (kg/km)	Nominal thickness of the sheath (mm)	Nominal outside diameter* (mm)	Approximate linear weight (kg/km)	Max. linear resistance at 20 °C (Ω/km)
2 x 0.34	7 / 0.25	0.6	1.9	0.6	5.2	32	1.0	8.3	99	57.5
3 x 0.34	7 / 0.25	0.6	1.9	0.6	5.5	37	1.0	8.6	107	57.5
4 x 0.34	7 / 0.25	0.6	1.9	0.6	6.0	44	1.0	9.1	120	57.5
5 x 0.34	7 / 0.25	0.6	1.9	0.6	6.5	42	1.0	9.6	124	57.5
7 x 0.34	7 / 0.25	0.6	1.9	0.6	7.1	54	1.0	10.3	144	57.5
12 x 0.34	7 / 0.25	0.6	1.9	0.8	9.7	94	1.0	12.9	214	57.5
19 x 0.34	7 / 0.25	0.6	1.9	1.0	11.7	147	1.1	15.1	296	57.5
24 x 0.34	7 / 0.25	0.6	1.9	1.1	13.8	187	1.2	17.4	368	57.5
27 x 0.34	7 / 0.25	0.6	1.9	1.1	14.1	204	1.2	17.8	393	57.5
37 x 0.34	7 / 0.25	0.6	1.9	1.2	15.9	272	1.3	20.0	512	57.5
2 x 0.5	7 / 0.30	0.6	2.1	0.6	5.6	38	1.0	8.7	110	36.0
3 x 0.5	7 / 0.30	0.6	2.1	0.6	5.9	45	1.0	9.0	120	36.0
4 x 0.5	7 / 0.30	0.6	2.1	0.6	6.5	54	1.0	9.6	136	36.0
5 x 0.5	7 / 0.30	0.6	2.1	0.6	7.1	52	1.0	10.3	143	36.0
7 x 0.5	7 / 0.30	0.6	2.1	0.8	8.1	75	1.0	11.3	177	36.0
12 x 0.5	7 / 0.30	0.6	2.1	0.8	10.5	119	1.1	13.9	254	36.0
19 x 0.5	7 / 0.30	0.6	2.1	1.0	12.7	186	1.2	16.3	354	36.0
24 x 0.5	7 / 0.30	0.6	2.1	1.1	15.0	237	1.2	18.9	456	36.0
27 x 0.5	7 / 0.30	0.6	2.1	1.2	15.5	266	1.2	19.4	493	36.0
37 x 0.5	7 / 0.30	0.6	2.1	1.2	17.3	347	1.3	21.4	607	36.0
2 x 0.75	7 / 0.37	0.6	2.2	0.6	5.8	44	1.0	8.9	118	24.5
3 x 0.75	7 / 0.37	0.6	2.2	0.6	6.2	53	1.0	9.3	131	24.5
4 x 0.75	7 / 0.37	0.6	2.2	0.6	6.7	65	1.0	9.8	149	24.5
5 x 0.75	7 / 0.37	0.6	2.2	0.8	7.7	71	1.0	10.9	168	24.5
7 x 0.75	7 / 0.37	0.6	2.2	0.8	8.4	92	1.0	11.6	197	24.5
12 x 0.75	7 / 0.37	0.6	2.2	1.0	11.4	157	1.1	14.8	302	24.5
19 x 0.75	7 / 0.37	0.6	2.2	1.1	13.4	236	1.2	17.0	412	24.5
24 x 0.75	7 / 0.37	0.6	2.2	1.2	15.8	300	1.3	19.9	539	24.5
27 x 0.75	7 / 0.37	0.6	2.2	1.2	16.1	330	1.3	20.2	573	24.5
37 x 0.75	7 / 0.37	0.6	2.2	1.2	18.0	433	1.3	22.1	703	24.5
2 x 1	7 / 0.43	0.6	2.4	0.6	6.2	53	1.0	9.3	131	18.1
3 x 1	7 / 0.43	0.6	2.4	0.6	6.6	64	1.0	9.7	146	18.1
4 x 1	7 / 0.43	0.6	2.4	0.8	7.6	85	1.0	10.8	181	18.1
5 x 1	7 / 0.43	0.6	2.4	0.8	8.3	85	1.0	11.5	189	18.1
7 x 1	7 / 0.43	0.6	2.4	0.8	9.0	112	1.0	12.2	224	18.1
12 x 1	7 / 0.43	0.6	2.4	1.0	12.2	191	1.2	15.8	353	18.1
19 x 1	7 / 0.43	0.6	2.4	1.1	14.4	290	1.2	18.1	482	18.1
24 x 1	7 / 0.43	0.6	2.4	1.2	17.0	368	1.3	21.1	624	18.1
27 x 1	7 / 0.43	0.6	2.4	1.2	17.4	406	1.3	21.4	667	18.1
37 x 1	7 / 0.43	0.6	2.4	1.3	19.6	545	1.3	23.7	837	18.1
2 x 1.5	7 / 0.52	0.6	2.85	0.6	7.1	72	1.0	10.3	162	12.1
3 x 1.5	7 / 0.52	0.6	2.85	0.8	8.0	94	1.0	11.2	195	12.1
4 x 1.5	7 / 0.52	0.6	2.85	0.8	8.7	116	1.0	11.9	224	12.1
5 x 1.5	7 / 0.52	0.6	2.85	0.8	9.5	118	1.0	12.7	236	12.1
7 x 1.5	7 / 0.52	0.6	2.85	0.8	10.4	156	1.1	13.8	290	12.1
12 x 1.5	7 / 0.52	0.6	2.85	1.1	14.3	274	1.2	18.0	464	12.1
19 x 1.5	7 / 0.52	0.6	2.85	1.2	16.9	416	1.3	20.9	670	12.1
24 x 1.5	7 / 0.52	0.6	2.85	1.3	19.9	528	1.3	24.0	824	12.1
27 x 1.5	7 / 0.52	0.6	2.85	1.3	20.3	583	1.3	24.4	886	12.1
37 x 1.5	7 / 0.52	0.6	2.85	1.3	22.8	774	1.4	27.0	1122	12.1
2 x 2.5	7 / 0.67	0.6	3.2	0.8	8.2	104	1.0	11.4	207	7.41
3 x 2.5	7 / 0.67	0.6	3.2	0.8	8.7	129	1.0	11.9	238	7.41
4 x 2.5	7 / 0.67	0.6	3.2	0.8	9.5	161	1.0	12.7	279	7.41
5 x 2.5	7 / 0.67	0.6	3.2	0.8	10.4	168	1.1	13.8	303	7.41
7 x 2.5	7 / 0.67	0.6	3.2	1.0	11.8	236	1.1	15.2	386	7.41
12 x 2.5	7 / 0.67	0.6	3.2	1.2	15.9	401	1.3	20.0	641	7.41
19 x 2.5	7 / 0.67	0.6	3.2	1.2	18.6	604	1.3	22.7	882	7.41
24 x 2.5	7 / 0.67	0.6	3.2	1.3	22.0	766	1.4	26.3	1102	7.41
27 x 2.5	7 / 0.67	0.6	3.2	1.3	22.5	850	1.4	26.7	1194	7.41
37 x 2.5	7 / 0.67	0.6	3.2	1.4	25.4	1147	1.4	29.7	1533	7.41

\* The rated outer diameter of cables may vary by +/- 15% depending on the options selected.

# ENERSYL® LH INSTRUM

## Instrumentation cables



- 1 • Stranded bare copper core, class 2 as per IEC 60228.
- 2 • Insulation: cross-linked polyethylene (XLPE) as per NF C 32-090 + optional filler(s).
- 3 • Optional separating tape.
- 4 • (optional) Individual electrical screen (EI): aluminium/PET tape + continuity wire.
- 5 • General electrical screen: aluminium/PET tape + continuity wire (EG) / tin-plated copper braid (BE) / bare copper braid (BR).
- 6 • (optional) Internal sheath: PVC, type ST2 as per IEC 60502-1.
- 7 • (optional) Armour: galvanized steel braid (BG) / double steel tape (FA).
- 8 • Outer sheath: PVC, type ST2 as per IEC 60502-1.

### Reference

- (example) ENERSYL® LH EI BG INSTRUM 2P1,5 mm<sup>2</sup>  
EI, EG, BE, BR: type of electrical screen  
BG, FA: type of armour  
INSTRUM: instrumentation cable  
2 : number of pairs, triples or quads  
P,T,Q: pairs, triples or quads  
1.5 mm<sup>2</sup>: cross-section in mm<sup>2</sup>

### Approvals - standards

- IEC 60228 / NF C 32-090.
- IEC 60332-1.

### Markings

- OMERIN – ENERSYL < LH xx xx INSTRUM >  
< cross-section > – 300/500V – < batch > – < year >

### Standard products

- Sheath: black.
- Colour identification of conductors:
  - > Pair: white and blue numbered.
  - > Triple: white, red and blue numbered.
  - > Quad: white, black, red and blue numbered.

### Technical characteristics

#### Thermal

- Continuous operating temperature: -30 °C to +80 °C.
- Maximum core temperature: +90 °C.

#### Electrical

- Rated voltage: 300/500 V.
- Test voltage: 2000 V.

#### Smoke - fire

- Flame retardant – cable alone:  
IEC 60332-1-2 / NF EN 60332-1-2 / NF C 32-070 test C2.

#### Resistance of outer sheath to chemical attacks as per OMERIN test report NT140825-01:

- Good resistance to acid.
- Good resistance to base.
- Resistance to water: type AD7 as per IEC 60529 without immersion of ends.

### Options

- FLEX: flexible tin-plated copper core, class 5 as per IEC 60228.  
(0.9 mm<sup>2</sup> cross-section replaced by 1 mm<sup>2</sup>).
- Other colours: contact us.
- ATEX as per EN 60079-14.  
Particularly suited for static facilities in potentially explosive environments with "i" intrinsic safety protection mode, requiring specific identification of cables.  
Colour of the sheath: blue as per EN 60079-14 part 16.2.2.6.  
> ENERSYL® LH EI BE EX INSTRUM:  
with individual electrical screen (aluminium/PET tape) and general (tin-plated copper braid).  
> ENERSYL® LH EI EX INSTRUM:  
with individual and general electrical screen (aluminium/PET tape).  
> ENERSYL® LH BE EX INSTRUM:  
with general electrical screen (tin-plated copper braid).  
> ENERSYL® LH EG EX INSTRUM:  
with general electrical screen (aluminium/PET tape).

For this product, please contact:

OMERIN division principale

Zone Industrielle - F 63600 Ambert  
Tel. +33 (0)4 73 82 50 00 - Fax +33 (0)4 73 82 50 10  
omerin@omerin.com

OMERIN division silisol

BP 87 - ZI du Devay - F 42000 Saint-Étienne  
Tel. +33 (0)4 77 81 36 00 - Fax +33 (0)4 77 81 37 00  
silisol@omerin.com

[www.omerin.com](http://www.omerin.com)

The information provided in this technical data sheet is indicative and may be modified without prior notice, laying, wiring and electrical conditions and the environment of the cable can not be fully considered in our studies. In no way the company OMERIN shall be held responsible for any incidents in the case of inappropriate uses, particularly in the case of wiring conditions that do not respect the good practice and the standards in force.  
For an optimum use of the cables produced by our company, we recommend testing in real conditions. Our sales department is available for a possible provision of samples, and/or for the conditions of a complete study in our laboratories.  
® Registered trademark of the OMERIN Group. Drawings and photos are not contractual. Reproduction is prohibited without the prior agreement of OMERIN.

Number of pairs, triples or quads	Nominal cross-section (mm <sup>2</sup> )	Nominal stranding	Maximum linear resistance at 20 °C (Ω/km)	Nominal thickness of insulation (mm)	Nominal diameter of conductors (mm)	NON-SHIELDED CABLES Nominal outside diameter* (mm)						ARMoured CABLES Nominal outside diameter* (mm)					
						Pairs		Triples		Quads		Pairs		Triples		Quads	
						EG	EI	EG	EI	EG	EI	EG	EI	EG	EI	EG	EI
1	0.5	7 / 0.30	36.0	0.6	2.1	6.0		6.3		6.9		9.1		9.4		10.0	
2 **	0.5	7 / 0.30	36.0	0.6	2.1	6.9	9.7	10.0	11.0	12.7	13.1	10.0	12.9	13.2	14.4	16.3	16.7
3	0.5	7 / 0.30	36.0	0.6	2.1	9.4	10.2	10.6	11.9	13.7	14.1	12.6	13.6	13.8	15.3	17.3	17.8
4	0.5	7 / 0.30	36.0	0.6	2.1	10.4	11.1	11.9	13.3	15.0	15.7	13.8	14.5	15.3	16.9	18.7	19.5
5	0.5	7 / 0.30	36.0	0.6	2.1	11.6	12.6	13.4	14.7	16.6	17.2	15.0	16.2	16.8	18.4	20.7	21.2
6	0.5	7 / 0.30	36.0	0.6	2.1	12.8	13.9	14.5	16.3	18.2	18.8	16.4	17.5	18.2	20.1	22.3	22.9
7	0.5	7 / 0.30	36.0	0.6	2.1	12.8	13.9	14.5	16.3	18.2	18.8	16.4	17.5	18.2	20.1	22.3	22.9
8	0.5	7 / 0.30	36.0	0.6	2.1	14.6	15.6	16.5	18.4			18.3	19.5	20.4	22.4		
9	0.5	7 / 0.30	36.0	0.6	2.1	16.0	17.1	18.0	19.9			20.0	21.2	22.1	24.0		
12	0.5	7 / 0.30	36.0	0.6	2.1	17.2	18.6	19.4	21.7			21.3	22.6	23.5	26.0		
19	0.5	7 / 0.30	36.0	0.6	2.1	20.4	21.9	22.9	25.5			24.5	26.2	27.0	29.7		
24	0.5	7 / 0.30	36.0	0.6	2.1	23.9	25.6					28.1	30.1				
37	0.5	7 / 0.30	36.0	0.6	2.1	27.5	29.6					32.0	34.0				
1	0.9	7 / 0.40	20.6	0.6	2.4	6.6		7.0		7.6		9.7		10.1		10.8	
2 **	0.9	7 / 0.40	20.6	0.6	2.4	7.8	10.8	11.3	12.6	14.3	14.7	11.0	14.2	14.5	16.2	18.0	18.4
3	0.9	7 / 0.40	20.6	0.6	2.4	10.6	11.5	12.2	13.4	15.2	15.9	14.0	14.9	15.6	17.0	19.1	19.9
4	0.9	7 / 0.40	20.6	0.6	2.4	11.8	12.8	13.6	14.9	17.0	17.4	15.2	16.4	17.0	18.6	21.0	21.5
5	0.9	7 / 0.40	20.6	0.6	2.4	13.1	14.2	14.9	16.6	18.7	19.2	16.7	17.9	18.6	20.6	22.7	23.3
6	0.9	7 / 0.40	20.6	0.6	2.4	14.5	15.7	16.4	18.2	20.6	21.2	18.2	19.6	20.3	22.2	24.7	25.5
7	0.9	7 / 0.40	20.6	0.6	2.4	14.5	15.7	16.4	18.2	20.6	21.2	18.2	19.6	20.3	22.2	24.7	25.5
8	0.9	7 / 0.40	20.6	0.6	2.4	16.5	17.7	18.6	20.7			20.5	21.8	22.6	24.7		
9	0.9	7 / 0.40	20.6	0.6	2.4	18.0	19.2	20.3	22.4			22.0	23.3	24.4	26.7		
12	0.9	7 / 0.40	20.6	0.6	2.4	19.4	21.0	22.0	24.3			23.4	25.2	26.0	28.5		
19	0.9	7 / 0.40	20.6	0.6	2.4	22.9	24.6	26.0	28.7			27.1	28.8	30.2	33.2		
24	0.9	7 / 0.40	20.6	0.6	2.4	27.0	29.0					31.5	33.5				
37	0.9	7 / 0.40	20.6	0.6	2.4	31.2	33.5					35.8	38.2				
1	1.5	7 / 0.52	12.1	0.6	2.85	7.7		8.0		8.7		10.9		11.2		11.9	
2 **	1.5	7 / 0.52	12.1	0.6	2.85	8.9	12.8	13.4	14.6	16.7	17.1	12.1	16.4	16.6	18.3	20.8	21.2
3	1.5	7 / 0.52	12.1	0.6	2.85	12.6	13.7	14.3	15.6	17.9	18.3	16.2	17.3	18.0	19.5	22.0	22.4
4	1.5	7 / 0.52	12.1	0.6	2.85	14.0	15.0	15.9	17.4	19.9	20.4	17.7	18.7	19.7	21.4	24.0	24.4
5	1.5	7 / 0.52	12.1	0.6	2.85	15.3	16.6	17.4	19.1	21.8	22.4	19.2	20.7	21.2	23.2	26.1	26.6
6	1.5	7 / 0.52	12.1	0.6	2.85	16.9	18.2	19.1	21.1	23.9	24.5	21.0	22.3	23.1	25.2	28.2	28.8
7	1.5	7 / 0.52	12.1	0.6	2.85	16.9	18.2	19.1	21.1	23.9	24.5	21.0	22.3	23.1	25.2	28.2	28.8
8	1.5	7 / 0.52	12.1	0.6	2.85	19.1	20.7	21.7	23.8			23.2	24.8	25.7	28.1		
9	1.5	7 / 0.52	12.1	0.6	2.85	21.0	22.5	23.6	26.1			25.2	26.7	27.8	30.6		
12	1.5	7 / 0.52	12.1	0.6	2.85	22.6	24.3	25.7	28.3			26.9	28.6	29.9	32.7		
19	1.5	7 / 0.52	12.1	0.6	2.85	26.8	28.8	30.4	33.5			31.2	33.2	34.8	38.1		
24	1.5	7 / 0.52	12.1	0.6	2.85	31.6	34.0					36.3	38.7				
37	1.5	7 / 0.52	12.1	0.6	2.85	36.5	39.3					41.4	44.2				

\* The rated outer diameter of cables may vary by +/- 20 % depending on the options selected.

\*\* The two pairs with general electrical screen (EG) are twisted like a quad cable.

For this product, please contact:

OMERIN division principale

Zone Industrielle - F 63600 Ambert

Tel. +33 (0)4 73 82 50 00 - Fax +33 (0)4 73 82 50 10

omerin@omerin.com

OMERIN division silisol

BP 87 - ZI du Devvey - F 42000 Saint-Etienne

Tel. +33 (0)4 77 81 36 00 - Fax +33 (0)4 77 81 37 00

silisol@omerin.com

[www.omerin.com](http://www.omerin.com)

The information provided in this technical data sheet is indicative and may be modified without prior notice, laying, wiring and electrical conditions and the environment of the cable can not be fully considered in our studies. In no way the company OMERIN shall be held responsible for any incidents in the case of inappropriate uses, particularly in the case of wiring conditions that do not respect the good practice and the standards in force.

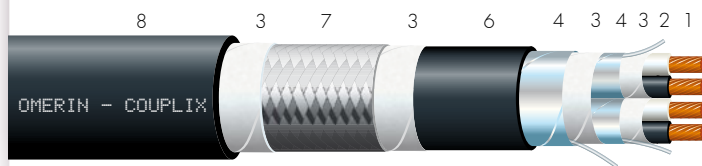
For an optimum use of the cables produced by our company, we recommend testing in real conditions. Our sales department is available for a possible provision of samples, and/or for the conditions of a complete study in our laboratories.

© Registered trademark of the OMERIN Group. Drawings and photos are not contractual. Reproduction is prohibited without the prior agreement of OMERIN.



# COUPLIX® LH

## Pyrometry cables (Extension and compensation)



- 1 • Stranded core extension: JX, KX, EX, TX or compensation: BC, KCB.
- 2 • Insulation: cross-linked polyethylene (XLPE) as per NF C 32-090 + optional filler(s).
- 3 • Optional separating tape.
- 4 • (optional) Individual electrical screen (EI): aluminium/PET tape + continuity wire.
- 5 • General electrical screen: aluminium/PET tape + continuity wire (EG) / tin-plated copper braid (BE) / bare copper braid (BR).
- 6 • (optional) Internal sheath: PVC, type ST2 as per IEC 60502-1.
- 7 • (optional) Armour: galvanized steel braid (BG).
- 8 • Outer sheath: PVC, type ST2 as per IEC 60502-1.

### Reference

- (example) COUPLIX® JX LH EI BG 2P0,5 mm<sup>2</sup>  
JX, TX, KX, EX, BC, KCB: type of extension cable or compensation cable  
EI, EG, BE, BR: type of electrical screen  
BG, FA: type of armour  
2P: number of pairs  
0.5 mm<sup>2</sup>: cross-section in mm<sup>2</sup>

### Approvals - standards

- IEC 60332-1.
- IEC 60584-1 / IEC 60584-2 / IEC 60584-3.

### Markings

- OMERIN – COUPLIX < xx LH xx xx >  
< cross-section >  
– < batch > – < year >

### Category

- Extension cable – tolerance class: 1.
- Compensation cable – tolerance class: 2.

### Colour code

IEC

### Form

Round

### Technical characteristics

#### Thermal

- Temperature of insulation under continuous operation: -30 °C to +80 °C.

#### Electrical

- Test voltage: 500 V.

#### Smoke - fire

- Flame retardant – cable alone:  
IEC 60332-1-2 / NF EN 60332-1-2 / NF C 32-070 test C2.

#### Resistance of outer sheath to chemical attacks as per OMERIN test report NT140825-01:

- Good resistance to acid.
- Good resistance to base.
- Resistance to water: type AD7 as per IEC 60529 without immersion of ends.

### Options

- Other extension cables or compensation cables: contact us.
- Other colour codes: contact us.

For this product, please contact:

OMERIN division principale

Zone Industrielle - F 63600 Ambert

Tel. +33 (0)4 73 82 50 00 - Fax +33 (0)4 73 82 50 10  
omerin@omerin.com

OMERIN division silisol

BP 87 - ZI du Devvey - F 42000 Saint-Étienne

Tel. +33 (0)4 77 81 36 00 - Fax +33 (0)4 77 81 37 00  
silisol@omerin.com

[www.omerin.com](http://www.omerin.com)

The information provided in this technical data sheet is indicative and may be modified without prior notice, laying, wiring and electrical conditions and the environment of the cable can not be fully considered in our studies. In no way the company OMERIN shall be held responsible for any incidents in the case of inappropriate uses, particularly in the case of wiring conditions that do not respect the good practice and the standards in force.

For an optimum use of the cables produced by our company, we recommend testing in real conditions. Our sales department is available for a possible provision of samples, and/or for the conditions of a complete study in our laboratories.

® Registered trademark of the OMERIN Group. Drawings and photos are not contractual. Reproduction is prohibited without the prior agreement of OMERIN.

Number of pairs	Nominal cross-section (mm <sup>2</sup> )	Nominal stranding	Nominal thickness of insulation (mm)	Nominal diameter of conductors (mm)	NON-SHIELDED CABLES Nominal outside diameter* (mm)		ARMoured CABLES Nominal outside diameter* (mm)	
					EG	EI	EG	EI
1	0.5	7 / 0.30	0.5	1.9	5.6		8.7	
2 **	0.5	7 / 0.30	0.5	1.9	6.4	9.0	9.5	12.2
3	0.5	7 / 0.30	0.5	1.9	8.7	9.3	11.9	12.7
4	0.5	7 / 0.30	0.5	1.9	9.5	10.3	12.9	13.7
5	0.5	7 / 0.30	0.5	1.9	10.7	11.6	14.1	15.2
6	0.5	7 / 0.30	0.5	1.9	11.8	12.8	15.4	16.4
7	0.5	7 / 0.30	0.5	1.9	11.8	12.8	15.4	16.4
8	0.5	7 / 0.30	0.5	1.9	13.5	14.4	17.1	18.1
9	0.5	7 / 0.30	0.5	1.9	14.7	15.8	18.6	19.8
12	0.5	7 / 0.30	0.5	1.9	15.9	17.0	19.9	21.0
19	0.5	7 / 0.30	0.5	1.9	18.8	20.1	22.8	24.4
24	0.5	7 / 0.30	0.5	1.9	21.9	23.5	26.2	28.0
37	0.5	7 / 0.30	0.5	1.9	25.2	27.1	29.7	31.5
1	1	14 / 0.30	0.5	2.4	6.6		9.7	
2 **	1	14 / 0.30	0.5	2.4	7.8	11.0	11.0	14.4
3	1	14 / 0.30	0.5	2.4	10.6	11.5	14.0	14.9
4	1	14 / 0.30	0.5	2.4	11.8	12.8	15.2	16.4
5	1	14 / 0.30	0.5	2.4	13.1	14.2	16.7	17.9
6	1	14 / 0.30	0.5	2.4	14.5	15.7	18.2	19.6
7	1	14 / 0.30	0.5	2.4	14.5	15.7	18.2	19.6
8	1	14 / 0.30	0.5	2.4	16.5	17.7	20.5	21.8
9	1	14 / 0.30	0.5	2.4	18.0	19.2	22.0	23.3
12	1	14 / 0.30	0.5	2.4	19.4	21.0	23.4	25.2
19	1	14 / 0.30	0.5	2.4	22.9	24.6	27.1	28.8
24	1	14 / 0.30	0.5	2.4	27.0	29.0	31.5	33.5
37	1	14 / 0.30	0.5	2.4	31.2	33.5	35.8	38.2

\* The rated outer diameter of cables may vary by +/- 20 % depending on the options selected.

\*\* The two pairs with general electrical screen (EG) are twisted like a quad cable.

For this product, please contact:

OMERIN division principale

Zone Industrielle - F 63600 Ambert

Tel. +33 (0)4 73 82 50 00 - Fax +33 (0)4 73 82 50 10

omerin@omerin.com

OMERIN division silisol

BP 87 - ZI du Devey - F 42000 Saint-Étienne

Tel. +33 (0)4 77 81 36 00 - Fax +33 (0)4 77 81 37 00

silisol@omerin.com

[www.omerin.com](http://www.omerin.com)



The information provided in this technical data sheet is indicative and may be modified without prior notice, laying, wiring and electrical conditions and the environment of the cable can not be fully considered in our studies. In no way the company OMERIN shall be held responsible for any incidents in the case of inappropriate uses, particularly in the case of wiring conditions that do not respect the good practice and the standards in force.

For an optimum use of the cables produced by our company, we recommend testing in real conditions. Our sales department is available for a possible provision of samples, and/or for the conditions of a complete study in our laboratories.

© Registered trademark of the OMERIN Group. Drawings and photos are not contractual. Reproduction is prohibited without the prior agreement of OMERIN.







## HYDROCARBON RESISTANT CABLES

FT No.	PRODUCT REFERENCE	PAGE
<b>6500</b>	ENERSYL RH – HYDROCARBON-RESISTANT CABLES	62
<b>6501</b>	ENERSYL RH POWER Single core	64
<b>6502</b>	ENERSYL RH POWER Multicore	66
<b>6503</b>	ENERSYL RH CONTROL	68
<b>6504</b>	ENERSYL RH INSTRUM	70
<b>6505</b>	COUPLIX RH	72

# ENERSYL® RH

## HYDROCARBON RESISTANT CABLES

### Technical data

Continuous operating temperature
Maximum core temperature
Rated voltage
Test voltage

### Standard products

Stranding of the core
Insulation of conductors
Outer sheath
Colour identification of conductors
Colour of the outer sheath

### Options

Flexible core - CuSn class 5
Individual electrical screen (pair / triple / quad) using aluminium/PET tape + continuity wire*
General electrical screen using aluminium/PET tape + continuity wire
General electrical screen using bare copper braid
General electrical screen using tin-plated copper braid
Mechanical armour using galvanized steel braid (+ inner sheath)
Mechanical armour using double steel tape (+ inner sheath)
Use in ATEX zone as per NF C 15-100 part 4-42 or EN 60079-14 (excluding "i" intrinsic safety circuit)
Use in ATEX zone for "i" intrinsic safety circuit only as per EN 60079-14

### Characteristics

Core - as per standard
Insulation - as per standard
Sheath - material as per standard
Cable - construction as per standard

### Fire-smoke resistance properties of cable

Flame retardant - IEC 60332-3-22 (Cat. A bundled cables)
Flame retardant - IEC 60332-3-24 (Cat. C bundled cables)
Fire retardant - NF C 32-070 test C1
Flame retardant - IEC 60332-1-2 / NF C 32-070 test C2
Fire-resistant - EN 50200
Low smoke density - IEC 61034-2
Halogen-free - IEC 60754-1
Low corrosiveness of gas emissions - IEC 60754-2

### Physical / chemical properties of the sheath

Resistance to acid (immersion 168 h)**
Resistance to base (immersion 168 h)**
Resistance to IRM 902 mineral oil (24 h immersion at 100 °C)**
Reinforced resistance to IRM 902 mineral oil (168 h immersion at 90 °C)**
Resistance to aliphatic hydrocarbons (immersion 168 h)**
AD7 class as per IEC 60529 (immersion in water - ends not immersed)**
Resistance to saline mist (immersion in salt water - 168 h at 60 °C)**
Resistance to UV $\geq$ 2000 h as per EN 16472**

\* By default all cables with individual screens also have EG type general screens.


\*\* Based on the OMERIN method. Refer to the corresponding test report for further information.

[www.omerin.com](http://www.omerin.com)

**omerin**  
LES CABLES DE L'EXTREME

The information provided in this technical data sheet is indicative and may be modified without prior notice, laying, wiring and electrical conditions and the environment of the cable can not be fully considered in our studies. In no way the company OMERIN shall be held responsible for any incidents in the case of inappropriate uses, particularly in the case of wiring conditions that do not respect the good practice and the standards in force.  
For an optimum use of the cables produced by our company, we recommend testing in real conditions. Our sales department is available for a possible provision of samples, and/or for the conditions of a complete study in our laboratories.  
© Registered trademark of the OMERIN Group. Drawings and photos are not contractual. Reproduction is prohibited without the prior agreement of OMERIN.

ENERSYL® RH POWER Power cables	ENERSYL® RH CONTROL Control cables	ENERSYL® RH INSTRUM Instrumentation cables	COUPLIX® RH Pyrometry cables
-30 °C to +80 °C	-30 °C to +80 °C	-30 °C to +80 °C	-30 °C to +80 °C
N/A	N/A	N/A	N/A
600 / 1000 V	450 / 750 V	300 / 500 V	N/A
3500 V	2500 V	2000 V	500 V
CuA1 class 2	CuA1 class 2	CuA1 class 2	N/A
PVC, type PVC/A	PVC	PVC	PVC
Hydrocarbon resistant PVC, type ST1	Hydrocarbon resistant PVC, type ST1	Hydrocarbon resistant PVC	Hydrocarbon resistant PVC
HD 308 S2 or black numbered	HD 308 S2 or white numbered	white/blue OR white/red/blue	as per NF C 42-324
if → 5 conductors	if → 5 conductors	OR white/red/blue/black	OR as per IEC 60584
grey	grey	gris OR blue	as per NF C 42-324
		as per NF M 87-202	OR as per IEC 60584
FLEX	FLEX	N/A	N/A
N/A	N/A	EI	EI
EG	EG	EG	EG
BR	BR	N/A	N/A
BE	BE	N/A	N/A
BG	BG	N/A	N/A
FA	FA	FA	FA
N/A	N/A	N/A	N/A
N/A	N/A	N/A	N/A
IEC 60228	IEC 60228	IEC 60228	NF C 42-324
IEC 60502-1	NF C 32-090	NF M 87-202	NF C 42-324
IEC 60502-1	IEC 60502-1	NF M 87-202	NF C 42-324
IEC 60502-1	N/A	NF M 87-202	NF M 87-201
-	-	-	-
-	-	-	-
-	-	-	-
✓	✓	✓	✓
-	-	-	N/A
-	-	-	-
-	-	-	-
-	-	-	-
✓	✓	✓	✓
✓	✓	✓	✓
✓	✓	✓	✓
✓	✓	✓	✓
✓	✓	✓	✓
✓	✓	✓	✓
✓	✓	✓	✓
-	-	-	-

**ENERSYL® RH  
POWER****Single core power cables**

- 1 • Stranded bare copper core, class 2 as per IEC 60228.
- 2 • Optional separating tape.
- 3 • Insulation: PVC, type PVC/A as per IEC 60502-1.
- 4 • (optional) electrical screen: aluminium/PET tape + continuity wire (EG) / tin-plated copper braid (BE) / bare copper braid (BR).
- 5 • (optional) Internal sheath: Hydrocarbon resistant PVC, type ST1 as per IEC 60502-1.
- 6 • (optional) Bedding: waxed crepe paper.
- 7 • (optional) Armour: double steel tape (FA) / galvanized steel braid (BG).
- 8 • Outer sheath: Hydrocarbon resistant PVC, type ST1 as per IEC 60502-1.

**Reference**

- (example) ENERSYL® RH EG BG POWER 95 mm<sup>2</sup>  
RH: Hydrocarbon resistant  
EG, BE, BR: type of electrical screen  
FA, BG: type of armour  
POWER: power cable  
95 mm<sup>2</sup>: cross-section in mm<sup>2</sup>

**Approvals - standards**

- IEC 60228 / IEC 60502-1.
- IEC 60332-1.
- Inspired by standard NF M 87-202 for oil industry.

**Markings**

- OMERIN – ENERSYL < RH xx xx POWER >  
< cross-section > – 600/1000V – < batch > – < year >

**Standard products**

- Sheath: grey.
- Insulation: black.

**Technical characteristics****Thermal**

- Continuous operating temperature: -30 °C to +80 °C.

**Electrical**

- Rated voltage: 600/1000 V.
- Test voltage: 3500 V.

**Fire**

- Flame retardant – cable alone:  
IEC 60332-1-2 / NF EN 60332-1-2 / NF C 32-070 test C2.

**Resistance of outer sheath to chemical attacks  
as per OMERIN test report NT140404-01:**

- Good resistance to acid.
- Good resistance to base.
- Excellent resistance to aliphatic hydrocarbons as per NF M 87-202.
- Excellent resistance to mineral oil in IRM 902.
- Resistance to water: type AD7 as per IEC 60529 without immersion of ends.

**Options**

- FLEX: flexible tin-plated copper core, class 5 as per IEC 60228.
- Other colours: contact us.

For this product, please contact:

OMERIN division principale

Zone Industrielle - F 63600 Ambert

Tel. +33 (0)4 73 82 50 00 - Fax +33 (0)4 73 82 50 10  
omerin@omerin.com

OMERIN division silisol

BP 87 - ZI du Devey - F 42000 Saint-Étienne

Tel. +33 (0)4 77 81 36 00 - Fax +33 (0)4 77 81 37 00  
silisol@omerin.com

**omerin**  
LES CABLES DE L'EXTREME

[www.omerin.com](http://www.omerin.com)

The information provided in this technical data sheet is indicative and may be modified without prior notice, laying, wiring and electrical conditions and the environment of the cable can not be fully considered in our studies. In no way the company OMERIN shall be held responsible for any incidents in the case of inappropriate uses, particularly in the case of wiring conditions that do not respect the good practice and the standards in force.

For an optimum use of the cables produced by our company, we recommend testing in real conditions. Our sales department is available for a possible provision of samples, and/or for the conditions of a complete study in our laboratories.

© Registered trademark of the OMERIN Group. Drawings and photos are not contractual. Reproduction is prohibited without the prior agreement of OMERIN.

Nominal cross-section (mm <sup>2</sup> )	Nominal stranding	Nominal thickness of insulation (mm)	Nominal diameter of conductors (mm)	NON-SHIELDED CABLES			ARMoured CABLES			Max. linear resistance at 20 °C (Ω/km)
				Nominal thickness of the sheath (mm)	Nominal outside diameter* (mm)	Approximate linear weight (kg/km)	Nominal thickness of the sheath (mm)	Nominal outside diameter* (mm)	Approximate linear weight (kg/km)	
1.5	7 / 0.52	0.8	3.1	1.4	6.3	58	1.4	10.7	175	12.1
2.5	7 / 0.67	0.8	3.6	1.4	6.8	73	1.4	11.2	197	7.41
4	7 / 0.85	1.0	4.7	1.4	7.9	100	1.4	12.3	240	4.61
6	7 / 1.04	1.0	5.1	1.4	8.4	124	1.4	12.7	268	3.08
10	7 / 1.33	1.0	6.2	1.4	9.5	172	1.4	13.9	335	1.83
16	7 / 1.68	1.0	7.3	1.4	10.6	237	1.4	15.0	416	1.15
25	7 strands	1.2	8.7	1.4	12.0	335	1.4	16.5	538	0.727
35	7 strands	1.2	9.5	1.4	12.8	432	1.5	17.5	655	0.524
50	19 strands	1.4	11.0	1.4	14.3	575	1.5	19.0	821	0.387
70	19 strands	1.4	12.8	1.4	16.2	770	1.6	21.1	1054	0.268
95	19 strands	1.6	14.8	1.5	18.4	1052	1.7	23.3	1369	0.193
120	19 strands	1.6	17.0	1.6	20.8	1328	1.7	25.5	1670	0.153
150	19 strands	1.8	18.4	1.6	22.2	1593	1.8	27.3	1982	0.124
185	37 strands	2.0	21.3	1.7	25.3	2004	1.8	30.2	2428	0.0991
240	37 strands	2.2	23.5	1.8	27.7	2539	1.9	32.8	3016	0.0754
300	61 strands	2.4	28.0	1.9	32.4	3235	2.0	37.5	3786	0.0601
400	61 strands	2.6	31.0	2.0	35.6	4061	2.2	40.9	4681	0.0470

\* The rated outer diameter of cables may vary by +/- 1.5% depending on the options selected (excluding FLEX option +/- 25%).

For this product, please contact:

**OMERIN division principale**

Zone Industrielle - F 63600 Ambert

Tel. +33 (0)4 73 82 50 00 - Fax +33 (0)4 73 82 50 10

omerin@omerin.com

**OMERIN division silisol**

BP 87 - ZI du Devey - F 42000 Saint-Étienne

Tel. +33 (0)4 77 81 36 00 - Fax +33 (0)4 77 81 37 00

silisol@omerin.com

[www.omerin.com](http://www.omerin.com)

**omerin**  
LES CABLES DE L'EXTREME

The information provided in this technical data sheet is indicative and may be modified without prior notice, laying, wiring and electrical conditions and the environment of the cable can not be fully considered in our studies. In no way the company OMERIN shall be held responsible for any incidents in the case of inappropriate uses, particularly in the case of wiring conditions that do not respect the good practice and the standards in force.

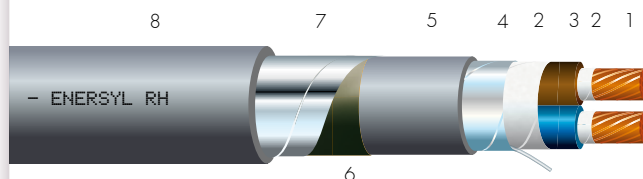
For an optimum use of the cables produced by our company, we recommend testing in real conditions. Our sales department is available for a possible provision of samples, and/or for the conditions of a complete study in our laboratories.

© Registered trademark of the OMERIN Group. Drawings and photos are not contractual. Reproduction is prohibited without the prior agreement of OMERIN.



# ENERSYL® RH POWER

## Multicore power cables



- 1 • Stranded bare copper core, class 2 as per IEC 60228.
- 2 • Optional separating tape.
- 3 • Insulation: PVC, type PVC/A as per IEC 60502-1 + optional filler(s).
- 4 • (optional) electrical screen: aluminium/PET tape + continuity wire (EG) / tin-plated copper braid (BE) / bare copper braid (BR).
- 5 • (optional) Internal sheath: Hydrocarbon resistant PVC, type ST1 as per IEC 60502-1.
- 6 • (optional) Bedding: waxed crepe paper.
- 7 • (optional) Armour: double steel tape (FA) / galvanized steel braid (BG).
- 8 • Outer sheath: Hydrocarbon resistant PVC, type ST1 as per IEC 60502-1.

### Reference

- (example) ENERSYL® RH EG FA POWER 2x4 mm<sup>2</sup>  
RH: Hydrocarbon resistant  
EG, BE, BR: type of electrical screen  
FA, BG: type of armour  
POWER: power cable  
2: number of conductors  
X, G: type of assembly: without (X)  
or with (G) an earth wire  
4 mm<sup>2</sup>: cross-section in mm<sup>2</sup>

### Approvals - standards

- IEC 60228 / IEC 60502-1.
- IEC 60332-1.
- Inspired by standard NF M 87-202 for oil industry.

### Markings

- OMERIN – ENERSYL < RH xx xx POWER >  
< cross-section > – 600/1000V – < batch > – < year >

### Standard products

- Sheath: grey.
- Colour identification of conductors:  
< up to 5 conductors: as per HD 308 S2.  
> more than 5 conductors: black numbered.

### Technical characteristics

#### Thermal

- Continuous operating temperature: -30 °C to +80 °C.

#### Electrical

- Rated voltage: 600/1000 V.
- Test voltage: 3500 V.

#### Fire

- Flame retardant – cable alone:  
IEC 60332-1-2 / NF EN 60332-1-2 / NF C 32-070 test C2.

#### Resistance of outer sheath to chemical attacks as per OMERIN test report NT140404-01:

- Good resistance to acid.
- Good resistance to base.
- Excellent resistance to aliphatic hydrocarbons as per NF M 87-202.
- Excellent resistance to mineral oil in IRM 902.
- Resistance to water: type AD7 as per IEC 60529 without immersion of ends.

### Options

- FLEX: flexible tin-plated copper core, class 5 as per IEC 60228.
- Other colours: contact us.

For this product, please contact:

OMERIN division principale

Zone Industrielle - F 63600 Ambert  
Tel. +33 (0)4 73 82 50 00 - Fax +33 (0)4 73 82 50 10  
omerin@omerin.com

OMERIN division silisol

BP 87 - ZI du Devay - F 42000 Saint-Étienne  
Tel. +33 (0)4 77 81 36 00 - Fax +33 (0)4 77 81 37 00  
silisol@omerin.com

**omerin**  
LES CABLES DE L'EXTREME

[www.omerin.com](http://www.omerin.com)

The information provided in this technical data sheet is indicative and may be modified without prior notice, laying, wiring and electrical conditions and the environment of the cable can not be fully considered in our studies. In no way the company OMERIN shall be held responsible for any incidents in the case of inappropriate uses, particularly in the case of wiring conditions that do not respect the good practice and the standards in force.  
For an optimum use of the cables produced by our company, we recommend testing in real conditions. Our sales department is available for a possible provision of samples, and/or for the conditions of a complete study in our laboratories.  
® Registered trademark of the OMERIN Group. Drawings and photos are not contractual. Reproduction is prohibited without the prior agreement of OMERIN.

NON-SHIELDED CABLES

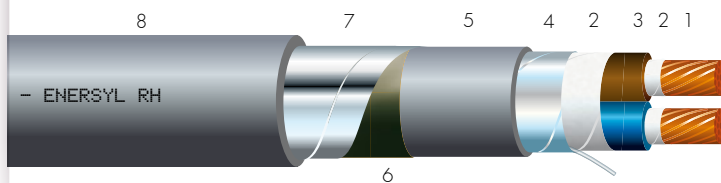
ARMoured CABLES

Nominal cross-section (mm <sup>2</sup> )	Nominal stranding	Nominal thickness of insulation (mm)	Nominal diameter of conductors (mm)	Nominal thickness of the sheath (mm)	Nominal outside diameter* (mm)	Approximate linear weight (kg/km)	Nominal thickness of the sheath (mm)	Nominal outside diameter* (mm)	Approximate linear weight (kg/km)	Max. linear resistance at 20 °C (Ω/km)
2 x 1.5	7 / 0.52	0.8	3.1	1.8	10.3	121	1.8	14.7	292	12.1
3 x 1.5	7 / 0.52	0.8	3.1	1.8	10.8	147	1.8	15.2	325	12.1
4 x 1.5	7 / 0.52	0.8	3.1	1.8	11.6	175	1.8	16.1	369	12.1
5 x 1.5	7 / 0.52	0.8	3.1	1.8	12.5	204	1.8	17.0	411	12.1
7 x 1.5	7 / 0.52	0.8	3.1	1.8	13.4	255	1.8	17.9	475	12.1
12 x 1.5	7 / 0.52	0.8	3.1	1.8	17.1	398	1.8	21.6	673	12.1
19 x 1.5	7 / 0.52	0.8	3.1	1.8	19.7	572	1.8	24.2	885	12.1
24 x 1.5	7 / 0.52	0.8	3.1	1.8	22.8	707	1.8	27.5	1079	12.1
27 x 1.5	7 / 0.52	0.8	3.1	1.8	23.3	776	1.8	28.0	1154	12.1
37 x 1.5	7 / 0.52	0.8	3.1	1.8	25.9	1014	1.9	30.8	1446	12.1
2 x 2.5	7 / 0.67	0.8	3.6	1.8	11.3	151	1.8	15.8	341	7.41
3 x 2.5	7 / 0.67	0.8	3.6	1.8	11.9	189	1.8	16.4	386	7.41
4 x 2.5	7 / 0.67	0.8	3.6	1.8	12.8	229	1.8	17.3	441	7.41
5 x 2.5	7 / 0.67	0.8	3.6	1.8	13.8	271	1.8	18.3	497	7.41
7 x 2.5	7 / 0.67	0.8	3.6	1.8	14.9	345	1.8	19.4	587	7.41
12 x 2.5	7 / 0.67	0.8	3.6	1.8	19.2	547	1.8	23.7	852	7.41
19 x 2.5	7 / 0.67	0.8	3.6	1.8	22.2	800	1.8	26.7	1150	7.41
24 x 2.5	7 / 0.67	0.8	3.6	1.8	25.8	994	1.9	30.7	1425	7.41
27 x 2.5	7 / 0.67	0.8	3.6	1.8	26.3	1096	1.9	31.2	1535	7.41
37 x 2.5	7 / 0.67	0.8	3.6	1.8	29.4	1446	2.0	34.7	1965	7.41
2 x 4	7 / 0.85	1.0	4.7	1.8	13.5	211	1.8	18.0	432	4.61
3 x 4	7 / 0.85	1.0	4.7	1.8	14.3	269	1.8	18.8	502	4.61
4 x 4	7 / 0.85	1.0	4.7	1.8	15.6	336	1.8	20.0	583	4.61
5 x 4	7 / 0.85	1.0	4.7	1.8	16.9	400	1.8	21.4	671	4.61
7 x 4	7 / 0.85	1.0	4.7	1.8	18.3	517	1.8	22.8	809	4.61
12 x 4	7 / 0.85	1.0	4.7	1.8	23.8	827	1.8	28.3	1199	4.61
2 x 6	7 / 1.04	1.0	5.1	1.8	14.3	257	1.8	18.8	490	3.08
3 x 6	7 / 1.04	1.0	5.1	1.8	15.1	336	1.8	19.6	581	3.08
4 x 6	7 / 1.04	1.0	5.1	1.8	16.5	423	1.8	21.0	689	3.08
5 x 6	7 / 1.04	1.0	5.1	1.8	18.0	507	1.8	22.5	795	3.08
7 x 6	7 / 1.04	1.0	5.1	1.8	19.5	665	1.8	24.0	974	3.08
2 x 10	7 / 1.33	1.0	6.2	1.8	16.6	360	1.8	21.1	627	1.83
3 x 10	7 / 1.33	1.0	6.2	1.8	17.6	480	1.8	22.1	762	1.83
4 x 10	7 / 1.33	1.0	6.2	1.8	19.2	606	1.8	23.7	912	1.83
5 x 10	7 / 1.33	1.0	6.2	1.8	20.9	733	1.8	25.4	1064	1.83
2 x 16	7 / 1.68	1.0	7.3	1.8	18.8	494	1.8	23.3	793	1.15
3 x 16	7 / 1.68	1.0	7.3	1.8	20.0	673	1.8	24.5	990	1.15
4 x 16	7 / 1.68	1.0	7.3	1.8	21.9	859	1.8	26.4	1204	1.15
5 x 16	7 / 1.68	1.0	7.3	1.8	23.9	1046	1.8	28.4	1421	1.15
2 x 25	7 strands	1.2	8.7	1.8	21.6	696	1.8	26.1	1037	0.727
3 x 25	7 strands	1.2	8.7	1.8	23.0	966	1.8	27.5	1327	0.727
4 x 25	7 strands	1.2	8.7	1.8	25.3	1244	1.8	30.0	1653	0.727
5 x 25	7 strands	1.2	8.7	1.8	27.7	1523	1.9	32.6	1984	0.727
2 x 35	7 strands	1.2	9.5	1.8	23.2	894	1.8	27.9	1271	0.524
3 x 35	7 strands	1.2	9.5	1.8	24.7	1256	1.9	29.6	1670	0.524
4 x 35	7 strands	1.2	9.5	1.8	27.2	1627	1.9	32.1	2080	0.524
5 x 35	7 strands	1.2	9.5	1.9	30.1	2014	2.0	35.2	2526	0.524
2 x 50	19 strands	1.4	11.0	1.8	26.2	1186	1.9	31.1	1623	0.387
3 x 50	19 strands	1.4	11.0	1.8	28.0	1684	2.0	33.1	2163	0.387
4 x 50	19 strands	1.4	11.0	1.9	31.0	2205	2.1	36.3	2749	0.387
5 x 50	19 strands	1.4	11.0	2.0	34.3	2731	2.2	39.8	3347	0.387
2 x 70	19 strands	1.4	12.8	1.9	30.0	1590	2.0	35.1	2102	0.268
3 x 70	19 strands	1.4	12.8	1.9	32.0	2269	2.1	37.3	2831	0.268
4 x 70	19 strands	1.4	12.8	2.0	35.6	2977	2.2	41.1	3615	0.268
2 x 95	19 strands	1.6	14.8	2.0	34.2	2160	2.2	39.7	2775	0.193
3 x 95	19 strands	1.6	14.8	2.1	36.8	3119	2.3	42.3	3777	0.193

\* The rated outer diameter of cables may vary by +/- 15% depending on the options selected (excluding FLEX option +/- 25%).

# ENERSYL® RH CONTROL

## Control cables



- 1 • Stranded bare copper core, class 2 as per IEC 60228.
- 2 • Optional separating tape.
- 3 • Insulation: PVC as per NF C 32-090 + optional filler(s).
- 4 • (optional) electrical screen: aluminium/PET tape + continuity wire (EG) / tin-plated copper braid (BE) / bare copper braid (BR).
- 5 • (optional) Internal sheath: Hydrocarbon resistant PVC, type ST1 as per IEC 60502-1.
- 6 • (optional) Bedding: waxed crepe paper.
- 7 • (optional) Armour: double steel tape (FA) / galvanized steel braid (BG).
- 8 • Outer sheath: Hydrocarbon resistant PVC, type ST1 as per IEC 60502-1.

### Reference

- (example) ENERSYL® RH EG FA CONTROL  
19x1,5 mm<sup>2</sup>  
RH: Hydrocarbon resistant  
EG, BE, BR: type of electrical screen  
BG, FA: type of armour  
CONTROL: control cable  
19: number of conductors  
X, G: type of assembly: without (X)  
or with (G) an earth wire  
1.5 mm<sup>2</sup>: cross-section in mm<sup>2</sup>

### Markings

- OMERIN – ENERSYL < RH xx xx CONTROL >  
< cross-section > – 450/750V – < batch > – < year >

### Approvals - standards

- IEC 60228 / NF C 32-090.
- IEC 60332-1.
- Inspired by standard NF M 87-202 for oil industry.

### Standard products

- Sheath: grey.
- Colour identification of conductors:  
< up to 5 conductors: as per HD 308 S2.  
> more than 5 conductors: white numbered.

### Technical characteristics

#### Thermal

- Continuous operating temperature: -30 °C to +80 °C.
- Maximum core temperature: +90 °C.

#### Electrical

- Rated voltage: 450/750 V.
- Test voltage: 2500 V.

#### Fire

- Flame retardant – cable alone:  
IEC 60332-1-2 / NF EN 60332-1-2 / NF C 32-070 test C2.

#### Resistance of outer sheath to chemical attacks as per OMERIN test report NT140404-01:

- Good resistance to acid.
- Good resistance to base.
- Excellent resistance to aliphatic hydrocarbons as per NF M 87-202.
- Excellent resistance to mineral oil in IRM 902.
- Resistance to water: type AD7 as per IEC 60529 without immersion of ends.

### Options

- FLEX: flexible tin-plated copper core, class 5 as per IEC 60228.
- Other colours: contact us.

For this product, please contact:

OMERIN division principale

Zone Industrielle - F 63600 Ambert  
Tel. +33 (0)4 73 82 50 00 - Fax +33 (0)4 73 82 50 10  
omerin@omerin.com

OMERIN division silisol

BP 87 - ZI du Devey - F 42000 Saint-Etienne  
Tel. +33 (0)4 77 81 36 00 - Fax +33 (0)4 77 81 37 00  
silisol@omerin.com

**omerin**  
LES CABLES DE L'EXTREME

[www.omerin.com](http://www.omerin.com)

The information provided in this technical data sheet is indicative and may be modified without prior notice, laying, wiring and electrical conditions and the environment of the cable can not be fully considered in our studies. In no way the company OMERIN shall be held responsible for any incidents in the case of inappropriate uses, particularly in the case of wiring conditions that do not respect the good practice and the standards in force.  
For an optimum use of the cables produced by our company, we recommend testing in real conditions. Our sales department is available for a possible provision of samples, and/or for the conditions of a complete study in our laboratories.  
© Registered trademark of the OMERIN Group. Drawings and photos are not contractual. Reproduction is prohibited without the prior agreement of OMERIN.

				NON-SHIELDED CABLES			ARMoured CABLES			
Nominal cross-section (mm <sup>2</sup> )	Nominal stranding	Nominal thickness of insulation (mm)	Nominal diameter of conductors (mm)	Nominal thickness of the sheath (mm)	Nominal outside diameter* (mm)	Approximate linear weight (kg/km)	Nominal thickness of the sheath (mm)	Nominal outside diameter* (mm)	Approximate linear weight (kg/km)	Max. linear resistance at 20 °C (Ω/km)
2 x 0.34	7 / 0.25	0.6	1.9	0.6	5.2	35	1.0	9.1	124	57.5
3 x 0.34	7 / 0.25	0.6	1.9	0.6	5.5	41	1.0	9.4	134	57.5
4 x 0.34	7 / 0.25	0.6	1.9	0.6	6.0	50	1.0	9.9	149	57.5
5 x 0.34	7 / 0.25	0.6	1.9	0.6	6.5	51	1.0	10.5	159	57.5
7 x 0.34	7 / 0.25	0.6	1.9	0.6	7.1	66	1.0	11.1	182	57.5
12 x 0.34	7 / 0.25	0.6	1.9	0.8	9.8	116	1.1	14.0	274	57.5
19 x 0.34	7 / 0.25	0.6	1.9	1.0	11.8	179	1.2	16.2	371	57.5
24 x 0.34	7 / 0.25	0.6	1.9	1.1	13.9	227	1.2	18.4	453	57.5
27 x 0.34	7 / 0.25	0.6	1.9	1.1	14.2	248	1.2	18.7	478	57.5
37 x 0.34	7 / 0.25	0.6	1.9	1.2	16.0	329	1.3	20.7	594	57.5
2 x 0.5	7 / 0.30	0.6	2.1	0.6	5.6	42	1.0	9.5	137	36.0
3 x 0.5	7 / 0.30	0.6	2.1	0.6	5.9	50	1.0	9.8	149	36.0
4 x 0.5	7 / 0.30	0.6	2.1	0.6	6.5	61	1.0	10.5	169	36.0
5 x 0.5	7 / 0.30	0.6	2.1	0.6	7.1	63	1.0	11.1	178	36.0
7 x 0.5	7 / 0.30	0.6	2.1	0.8	8.1	89	1.0	12.1	218	36.0
12 x 0.5	7 / 0.30	0.6	2.1	0.8	10.6	144	1.1	14.8	313	36.0
19 x 0.5	7 / 0.30	0.6	2.1	1.0	12.8	223	1.2	17.2	429	36.0
24 x 0.5	7 / 0.30	0.6	2.1	1.1	15.1	283	1.2	19.6	526	36.0
27 x 0.5	7 / 0.30	0.6	2.1	1.2	15.6	317	1.3	20.3	577	36.0
37 x 0.5	7 / 0.30	0.6	2.1	1.2	17.4	414	1.3	22.1	699	36.0
2 x 0.75	7 / 0.37	0.6	2.3	0.6	6.0	51	1.0	9.9	151	24.5
3 x 0.75	7 / 0.37	0.6	2.3	0.6	6.4	62	1.0	10.4	168	24.5
4 x 0.75	7 / 0.37	0.6	2.3	0.6	6.9	75	1.0	10.9	190	24.5
5 x 0.75	7 / 0.37	0.6	2.3	0.8	8.0	85	1.0	12.0	213	24.5
7 x 0.75	7 / 0.37	0.6	2.3	0.8	8.7	110	1.0	12.7	248	24.5
12 x 0.75	7 / 0.37	0.6	2.3	1.0	11.9	191	1.2	16.3	384	24.5
19 x 0.75	7 / 0.37	0.6	2.3	1.1	14.0	286	1.2	18.5	513	24.5
24 x 0.75	7 / 0.37	0.6	2.3	1.2	16.5	362	1.3	21.2	635	24.5
27 x 0.75	7 / 0.37	0.6	2.3	1.2	16.8	398	1.3	21.5	676	24.5
37 x 0.75	7 / 0.37	0.6	2.3	1.2	18.9	527	1.3	23.6	835	24.5
2 x 1	7 / 0.43	0.6	2.5	0.6	6.4	60	1.0	10.4	167	18.1
3 x 1	7 / 0.43	0.6	2.5	0.6	6.8	73	1.0	10.8	185	18.1
4 x 1	7 / 0.43	0.6	2.5	0.8	7.8	97	1.0	11.8	223	18.1
5 x 1	7 / 0.43	0.6	2.5	0.8	8.6	101	1.0	12.6	237	18.1
7 x 1	7 / 0.43	0.6	2.5	0.8	9.3	133	1.1	13.5	284	18.1
12 x 1	7 / 0.43	0.6	2.5	1.0	12.7	229	1.2	17.1	434	18.1
19 x 1	7 / 0.43	0.6	2.5	1.1	15.0	345	1.2	19.5	586	18.1
24 x 1	7 / 0.43	0.6	2.5	1.2	17.8	441	1.3	22.5	733	18.1
27 x 1	7 / 0.43	0.6	2.5	1.2	18.2	486	1.3	22.9	783	18.1
37 x 1	7 / 0.43	0.6	2.5	1.3	20.5	649	1.4	25.4	992	18.1
2 x 1.5	7 / 0.52	0.6	2.8	0.6	7.0	77	1.0	11.0	191	12.1
3 x 1.5	7 / 0.52	0.6	2.8	0.8	7.8	102	1.0	11.8	227	12.1
4 x 1.5	7 / 0.52	0.6	2.8	0.8	8.5	125	1.0	12.5	260	12.1
5 x 1.5	7 / 0.52	0.6	2.8	0.8	9.4	132	1.1	13.6	284	12.1
7 x 1.5	7 / 0.52	0.6	2.8	0.8	10.3	177	1.1	14.5	342	12.1
12 x 1.5	7 / 0.52	0.6	2.8	1.1	14.1	308	1.2	18.6	537	12.1
19 x 1.5	7 / 0.52	0.6	2.8	1.2	16.7	465	1.3	21.4	741	12.1
24 x 1.5	7 / 0.52	0.6	2.8	1.3	19.8	593	1.3	24.5	914	12.1
27 x 1.5	7 / 0.52	0.6	2.8	1.3	20.2	655	1.4	25.1	993	12.1
37 x 1.5	7 / 0.52	0.6	2.8	1.3	22.6	867	1.4	27.5	1242	12.1
2 x 2.5	7 / 0.67	0.7	3.4	0.8	8.6	119	1.0	12.6	255	7.41
3 x 2.5	7 / 0.67	0.7	3.4	0.8	9.1	148	1.0	13.1	291	7.41
4 x 2.5	7 / 0.67	0.7	3.4	0.8	10.1	187	1.1	14.3	348	7.41
5 x 2.5	7 / 0.67	0.7	3.4	1.0	11.5	208	1.1	15.7	389	7.41
7 x 2.5	7 / 0.67	0.7	3.4	1.0	12.5	276	1.2	16.9	478	7.41
12 x 2.5	7 / 0.67	0.7	3.4	1.2	16.8	466	1.3	21.5	744	7.41
19 x 2.5	7 / 0.67	0.7	3.4	1.3	20.0	714	1.3	24.7	1038	7.41
24 x 2.5	7 / 0.67	0.7	3.4	1.3	23.4	892	1.4	28.3	1278	7.41
27 x 2.5	7 / 0.67	0.7	3.4	1.3	23.9	988	1.4	28.8	1382	7.41
37 x 2.5	7 / 0.67	0.7	3.4	1.4	27.0	1330	1.5	32.1	1785	7.41

\* The rated outer diameter of cables may vary by +/- 15% depending on the options selected.


[www.omerin.com](http://www.omerin.com)



The information provided in this technical data sheet is indicative and may be modified without prior notice, laying, wiring and electrical conditions and the environment of the cable can not be fully considered in our studies. In no way the company OMERIN shall be held responsible for any incidents in the case of inappropriate uses, particularly in the case of wiring conditions that do not respect the good practice and the standards in force. For an optimum use of the cables produced by our company, we recommend testing in real conditions. Our sales department is available for a possible provision of samples, and/or for the conditions of a complete study in our laboratories. © Registered trademark of the OMERIN Group. Drawings and photos are not contractual. Reproduction is prohibited without the prior agreement of OMERIN.

# ENERSYL® RH INSTRUM

## Instrumentation cables



- 1 • Solid or stranded bare copper core.
- 2 • Insulation: PVC as per NF M 87-202 + optional filler(s).
- 3 • Optional separating tape.
- 4 • (optional) Individual electrical screen (EI): aluminium/PET tape + continuity wire + PVC sheath.
- 5 • General electrical screen: aluminium/PET tape + continuity wire.
- 6 • (optional) Internal sheath: Hydrocarbon resistant PVC as per NF M 87-202.
- 7 • (optional) Bedding: waxed crepe paper.
- 8 • (optional) Armour: double steel tape (FA).
- 9 • Outer sheath: Hydrocarbon resistant PVC as per NF M 87-202.

### Reference

- (example) ENERSYL® RH EI FA INSTRUM 2P0.9 mm<sup>2</sup>  
RH: Hydrocarbon resistant  
EI, EG: type of electrical screen  
FA, SF: type of armour (SF = no armour)  
INSTRUM: instrumentation cable  
2 : number of pairs, triples or quads  
P, T, Q: pairs, triples or quads  
0.9 mm<sup>2</sup>: cross-section in mm<sup>2</sup>

### Approvals - standards

- IEC 60332-1.
- Inspired by standard NF M 87-202 for oil industry.

### Markings

- OMERIN – ENERSYL < RH xx xx INSTRUM >  
< cross-section > – NF M 87-202 – 300/500V –  
< batch > – < year >  
(if described in standard)
- OMERIN – ENERSYL < RH xx xx INSTRUM >  
< cross-section > – 300/500V – < batch > – < year >  
(if not described in standard)

### Standard products

- Sheath: grey.
- Colour identification of conductors:  
> Pair: red and natural numbered.  
> Triple: blue, red and natural numbered.  
> Quad: blue, red, yellow and natural numbered.

### Technical characteristics

#### Thermal

- Continuous operating temperature: -30 °C to +80 °C.

#### Electrical

- Rated voltage: 300/500 V.
- Test voltage: 1500 V.

#### Fire

- Flame retardant – cable alone:  
IEC 60332-1-2 / NF EN 60332-1-2 / NF C 32-070 test C2.

#### Resistance of outer sheath to chemical attacks as per OMERIN test report NT140404-01:

- Good resistance to acid.
- Good resistance to base.
- Excellent resistance to aliphatic hydrocarbons as per NF M 87-202.
- Excellent resistance to mineral oil in IRM 902.
- Resistance to water: type AD7 as per IEC 60529 without immersion of ends.

### Options

- Other colours: contact us.

For this product, please contact:

OMERIN division principale

Zone Industrielle - F 63600 Ambert

Tel. +33 (0)4 73 82 50 00 - Fax +33 (0)4 73 82 50 10  
omerin@omerin.com

OMERIN division silisol

BP 87 - ZI du Devey - F 42000 Saint-Étienne

Tel. +33 (0)4 77 81 36 00 - Fax +33 (0)4 77 81 37 00  
silisol@omerin.com

[www.omerin.com](http://www.omerin.com)

The information provided in this technical data sheet is indicative and may be modified without prior notice, laying, wiring and electrical conditions and the environment of the cable can not be fully considered in our studies. In no way the company OMERIN shall be held responsible for any incidents in the case of inappropriate uses, particularly in the case of wiring conditions that do not respect the good practice and the standards in force.

For an optimum use of the cables produced by our company, we recommend testing in real conditions. Our sales department is available for a possible provision of samples, and/or for the conditions of a complete study in our laboratories.

® Registered trademark of the OMERIN Group. Drawings and photos are not contractual. Reproduction is prohibited without the prior agreement of OMERIN.

Number of pairs, triples or quads	Nominal cross-section (mm <sup>2</sup> )	Nominal stranding	Maximum linear resistance at 20 °C (Ω/km)	Nominal diameter of conductors (mm)	NON-SHIELDED CABLES Nominal outside diameter* (mm)						ARMOURED CABLES Nominal outside diameter* (mm)					
					Pairs		Triples		Quads		Pairs		Triples		Quads	
					EG	EI	EG	EI	EG	EI	EG	EI	EG	EI	EG	EI
1	0.5	1 / 0.80	37.5	1.7	5.7		6.0		6.4		9.6		9.9		10.4	
2**	0.5	1 / 0.80	37.5	1.7	6.4	12.5	8.7	13.0	10.6	14.1	10.4	16.9	12.7	17.4	14.8	18.6
3	0.5	1 / 0.80	37.5	1.7	<b>8.6</b>	<b>13.6</b>	9.2	14.1	11.3	15.1	<b>12.6</b>	<b>17.9</b>	13.4	18.6	15.7	19.6
4	0.5	1 / 0.80	37.5	1.7	9.0	14.6	10.1	15.7	12.4	16.8	13.0	19.1	14.3	20.4	16.8	21.5
5	0.5	1 / 0.80	37.5	1.7	9.8	16.1	11.0	17.2	13.7	18.5	14.0	20.8	15.2	21.9	18.2	23.2
6	0.5	1 / 0.80	37.5	1.7	10.8	17.9	12.0	18.9	14.9	20.4	15.0	22.5	16.4	23.6	19.4	25.3
7	0.5	1 / 0.80	37.5	1.7	<b>11.1</b>	<b>18.0</b>	<b>12.8</b>	<b>19.5</b>	14.9	20.4	<b>15.4</b>	<b>22.5</b>	<b>17.1</b>	<b>24.2</b>	19.4	25.3
8	0.5	1 / 0.80	37.5	1.7	12.0	20.2	13.6	21.5			16.4	25.1	18.1	26.4		
9	0.5	1 / 0.80	37.5	1.7	13.0	22.2	14.7	23.4			17.4	27.1	19.2	28.3		
12	0.5	1 / 0.80	37.5	1.7	<b>14.0</b>	<b>24.4</b>	<b>16.0</b>	<b>25.5</b>			<b>18.5</b>	<b>29.3</b>	<b>20.5</b>	<b>30.4</b>		
19	0.5	1 / 0.80	37.5	1.7	<b>16.8</b>	<b>28.5</b>					<b>21.3</b>	<b>33.6</b>				
24	0.5	1 / 0.80	37.5	1.7	19.6	33.6					24.0	38.9				
27	0.5	1 / 0.80	37.5	1.7	<b>19.3</b>	<b>34.5</b>					<b>24.0</b>	<b>39.8</b>				
37	0.5	1 / 0.80	37.5	1.7	22.6	38.9					27.5	44.4				
1	0.9	7 / 0.40	21.4	2.3	<b>7.0</b>		<b>7.4</b>		<b>7.9</b>		<b>10.9</b>		<b>11.3</b>		<b>11.8</b>	
2**	0.9	7 / 0.40	21.4	2.3	7.9	15.1	11.0	16.0	13.7	17.2	12.0	19.6	15.2	20.7	18.2	21.9
3	0.9	7 / 0.40	21.4	2.3	10.5	16.3	11.7	17.1	14.6	18.5	14.7	21.0	16.1	21.8	19.1	23.2
4	0.9	7 / 0.40	21.4	2.3	11.5	18.0	12.9	18.9	16.3	20.6	15.7	22.7	17.3	23.6	21.0	25.5
5	0.9	7 / 0.40	21.4	2.3	12.6	20.0	14.3	21.0	17.9	22.6	17.0	24.7	18.8	25.9	22.6	27.5
6	0.9	7 / 0.40	21.4	2.3	13.9	22.0	15.8	23.0	19.8	25.0	18.4	26.8	20.5	27.9	24.5	30.1
7	0.9	7 / 0.40	21.4	2.3	13.9	22.0	15.8	23.0	19.8	25.0	18.4	26.8	20.5	27.9	24.5	30.1
8	0.9	7 / 0.40	21.4	2.3	15.8	24.7	17.8	26.2			20.5	29.8	22.5	31.3		
9	0.9	7 / 0.40	21.4	2.3	17.1	27.1	19.3	28.5			21.8	32.2	24.0	33.6		
12	0.9	7 / 0.40	21.4	2.3	18.6	29.6	21.1	31.1			23.3	34.9	26.0	36.4		
19	0.9	7 / 0.40	21.4	2.3	22.0	35.1	24.7	36.9			26.9	40.6	29.8	42.4		
24	0.9	7 / 0.40	21.4	2.3	25.9	41.6					31.0					
37	0.9	7 / 0.40	21.4	2.3	29.9						32.2					
1	1.5	7 / 0.52	12.1	2.8	7.9		8.3		9.1		11.9		12.3		13.1	
2**	1.5	7 / 0.52	12.1	2.8	9.1	17.3	12.9	18.5	16.4	20.4	13.1	22.0	17.3	23.2	21.1	25.3
3	1.5	7 / 0.52	12.1	2.8	12.3	18.6	14.0	20.0	17.4	21.7	16.7	23.3	18.5	24.7	22.1	26.6
4	1.5	7 / 0.52	12.1	2.8	13.7	20.7	15.5	22.0	19.3	24.0	18.2	25.8	20.2	26.9	24.0	28.9
5	1.5	7 / 0.52	12.1	2.8	15.0	22.7	17.0	24.2	21.4	26.6	19.5	27.6	21.7	29.3	26.3	31.7
6	1.5	7 / 0.52	12.1	2.8	16.6	25.1	18.7	26.7	23.4	29.4	21.3	30.2	23.4	31.8	28.3	34.7
7	1.5	7 / 0.52	12.1	2.8	16.6	25.1	18.7	26.7	23.4	29.4	21.3	30.2	23.4	31.8	28.3	34.7
8	1.5	7 / 0.52	12.1	2.8	18.7	28.4	21.3	30.5			23.4	33.5	26.2	35.8		
9	1.5	7 / 0.52	12.1	2.8	20.5	31.3	23.1	33.2			25.4	36.4	28.0	38.5		
12	1.5	7 / 0.52	12.1	2.8	22.2	33.8	25.2	36.2			27.1	39.1	30.3	41.7		
19	1.5	7 / 0.52	12.1	2.8	26.3	40.3	29.8	43.0			31.4	46.0	35.1			
24	1.5	7 / 0.52	12.1	2.8	31.1						36.4					
37	1.5	7 / 0.52	12.1	2.8	35.8						41.3					

\* The rated outer diameter of cables may vary by +/- 20 % depending on the options selected.

\*\* The two pairs with general electrical screen (EG) are twisted like a quad cable.

■ Strandings described in standard NF M 87-202 with a blue sheath.

For this product, please contact:

OMERIN division principale

Zone Industrielle - F 63600 Ambert

Tel. +33 (0)4 73 82 50 00 - Fax +33 (0)4 73 82 50 10

omerin@omerin.com

OMERIN division silisol

BP 87 - ZI du Devevy - F 42000 Saint-Etienne

Tel. +33 (0)4 77 81 36 00 - Fax +33 (0)4 77 81 37 00

silisol@omerin.com

[www.omerin.com](http://www.omerin.com)

The information provided in this technical data sheet is indicative and may be modified without prior notice, laying, wiring and electrical conditions and the environment of the cable can not be fully considered in our studies. In no way the company OMERIN shall be held responsible for any incidents in the case of inappropriate uses, particularly in the case of wiring conditions that do not respect the good practice and the standards in force.

For an optimum use of the cables produced by our company, we recommend testing in real conditions. Our sales department is available for a possible provision of samples, and/or for the conditions of a complete study in our laboratories.

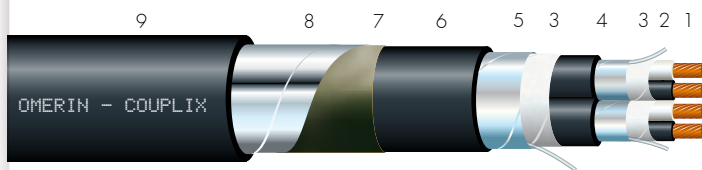
© Registered trademark of the OMERIN Group. Drawings and photos are not contractual. Reproduction is prohibited without the prior agreement of OMERIN.





# COUPLIX® RH

## Pyrometry cables (Extension and compensation)



- 1 • Solid core or stranded core extension: JX, KX, EX, TX or compensation: BC, KCA, KCB.
- 2 • Insulation: PVC as per NF M 87-201 + optional filler(s).
- 3 • Optional separating tape.
- 4 • (optional) Individual electrical screen (EI): aluminium/PET tape + continuity wire + PVC sheath.
- 5 • General electrical screen: aluminium/PET tape + continuity wire.
- 6 • (optional) Internal sheath: Hydrocarbon resistant PVC as per NF M 87-201.
- 7 • (optional) Bedding: waxed crepe paper.
- 8 • (optional) Armour: double steel tape (FA).
- 9 • Outer sheath: Hydrocarbon resistant PVC as per NF M 87-201.

### Reference

- (example) COUPLIX® JX RH EI FA 2P0,5 mm<sup>2</sup>  
JX, TX, KX, EX, BC, KCA, KCB:  
type of extension cable or compensation cable  
RH: Hydrocarbon resistant  
EI, EG: type of electrical screen  
FA, SF: type of armour (SF = no armour)  
2P: number of pairs  
0,5 mm<sup>2</sup>: cross-section in mm<sup>2</sup>

### Approvals - standards

- IEC 60332-1.
- IEC 60584-1 / IEC 60584-2 / IEC 60584-3.
- Inspired by standard NF M 87-201 for oil industry.

### Markings

- OMERIN – COUPLIX < xx RH xx xx >  
< cross-section > – NF M 87-201 – < batch > – < year >  
(if described in standard)
- OMERIN – COUPLIX < xx RH xx xx >  
< cross-section > – < batch > – < year >  
(if not described in standard)

### Category

- Extension cable – tolerance class: 1.
- Compensation cable – tolerance class: 2.

### Colour code

IEC

### Form

Round

### Technical characteristics

#### Thermal

- Temperature of insulation under continuous operation: -30 °C to +80 °C.

#### Electrical

- Test voltage: 500 V.

#### Fire

- Flame retardant – cable alone:  
IEC 60332-1-2 / NF EN 60332-1-2 / NF C 32-070 test C2.

#### Resistance of outer sheath to chemical attacks as per OMERIN test report NT140404-01:

- Good resistance to acid.
- Good resistance to base.
- Excellent resistance to aliphatic hydrocarbons as per NF M 87-202.
- Excellent resistance to mineral oil in IRM 902.
- Resistance to water: type AD7 as per IEC 60529 without immersion of ends.

### Options

- Other extension cables or compensation cables: contact us.
- Other colour codes: contact us.

For this product, please contact:

OMERIN division principale

Zone Industrielle - F 63600 Ambert  
Tel. +33 (0)4 73 82 50 00 - Fax +33 (0)4 73 82 50 10  
omerin@omerin.com

OMERIN division silisol

BP 87 - ZI du Devvey - F 42000 Saint-Étienne  
Tel. +33 (0)4 77 81 36 00 - Fax +33 (0)4 77 81 37 00  
silisol@omerin.com

[www.omerin.com](http://www.omerin.com)

The information provided in this technical data sheet is indicative and may be modified without prior notice, laying, wiring and electrical conditions and the environment of the cable can not be fully considered in our studies. In no way the company OMERIN shall be held responsible for any incidents in the case of inappropriate uses, particularly in the case of wiring conditions that do not respect the good practice and the standards in force.  
For an optimum use of the cables produced by our company, we recommend testing in real conditions. Our sales department is available for a possible provision of samples, and/or for the conditions of a complete study in our laboratories.  
© Registered trademark of the OMERIN Group. Drawings and photos are not contractual. Reproduction is prohibited without the prior agreement of OMERIN.

**Strandings described in standard NF M 87-201:**

Types of cables available: (extension) TX, JX, KX, (compensation) KCA, KCB.

Number of pairs	Nominal cross-section (mm <sup>2</sup> )	Nominal stranding	Nominal thickness of insulation (mm)	Nominal diameter of conductors (mm)	NON-SHIELDED CABLES Nominal outside diameter* (mm)		ARMoured CABLES Nominal outside diameter* (mm)	
					EG	EI	EG	EI
3	0.5	1 / 0.80	0.45	1.7	8.6	13.6	12.6	17.9
7	0.5	1 / 0.80	0.45	1.7	11.1	18.0	15.4	22.5
12	0.5	1 / 0.80	0.45	1.7	14.0	24.4	18.5	29.3
19	0.5	1 / 0.80	0.45	1.7	16.8	28.5	21.3	33.6
27	0.5	1 / 0.80	0.45	1.7	19.3	34.5	24.0	39.8
1	1	14 / 0.30	0.6	2.5	7.4		11.3	

\* The rated outer diameter of cables may vary by +/- 20 % depending on the options selected.

**Stranding not described in standard NF M 87-201:**

All types of extension cable or compensation cable

Number of pairs	Nominal cross-section (mm <sup>2</sup> )	Nominal stranding	Nominal thickness of insulation (mm)	Nominal diameter of conductors (mm)	NON-SHIELDED CABLES Nominal outside diameter* (mm)		ARMoured CABLES Nominal outside diameter* (mm)	
					EG	EI	EG	EI
1	0.5	7 / 0.30	0.45	1.8	5.8		9.7	
2 **	0.5	7 / 0.30	0.45	1.8	6.7	12.7	10.5	17.1
3	0.5	7 / 0.30	0.45	1.8	8.6	13.7	12.6	18.2
4	0.5	7 / 0.30	0.45	1.8	9.3	15.1	13.5	19.6
5	0.5	7 / 0.30	0.45	1.8	10.3	16.7	14.5	21.4
6	0.5	7 / 0.30	0.45	1.8	11.2	18.4	15.6	23.1
7	0.5	7 / 0.30	0.45	1.8	11.2	18.4	15.6	23.1
8	0.5	7 / 0.30	0.45	1.8	12.5	20.9	16.9	25.8
9	0.5	7 / 0.30	0.45	1.8	13.7	22.8	18.2	27.7
12	0.5	7 / 0.30	0.45	1.8	14.8	24.6	19.3	29.7
19	0.5	7 / 0.30	0.45	1.8	17.5	29.4	22.2	34.7
27	0.5	7 / 0.30	0.45	1.8	20.7	34.8	25.6	40.3
37	0.5	7 / 0.30	0.45	1.8	23.7	40.2	28.6	45.9
1	1	14 / 0.30	0.6	2.5	7.2		11.1	
2 **	1	14 / 0.30	0.6	2.5	8.3	15.9	12.3	20.6
3	1	14 / 0.30	0.6	2.5	11.2	17.0	15.6	21.7
4	1	14 / 0.30	0.6	2.5	12.2	18.8	16.6	23.5
5	1	14 / 0.30	0.6	2.5	13.6	20.8	18.1	25.7
6	1	14 / 0.30	0.6	2.5	14.8	22.8	19.3	27.7
7	1	14 / 0.30	0.6	2.5	14.8	22.8	19.3	27.7
8	1	14 / 0.30	0.6	2.5	16.8	26.0	21.5	31.1
9	1	14 / 0.30	0.6	2.5	18.4	28.3	23.1	33.4
12	1	14 / 0.30	0.6	2.5	20.1	30.9	24.8	36.2
19	1	14 / 0.30	0.6	2.5	23.5	36.6	28.4	42.1
27	1	14 / 0.30	0.6	2.5	27.8	43.4	32.9	49.1
37	1	14 / 0.30	0.6	2.5	32.1		37.4	

\* The rated outer diameter of cables may vary by +/- 20 % depending on the options selected.

\*\* The two pairs with general electrical screen (EG) are twisted like a quad cable.

For this product, please contact:

**OMERIN division principale** 

Zone Industrielle - F 63600 Ambert

Tel. +33 (0)4 73 82 50 00 - Fax +33 (0)4 73 82 50 10

omerin@omerin.com

**OMERIN division silisol** 

BP 87 - ZI du Devey - F 42000 Saint-Etienne

Tel. +33 (0)4 77 81 36 00 - Fax +33 (0)4 77 81 37 00

silisol@omerin.com

[www.omerin.com](http://www.omerin.com)



The information provided in this technical data sheet is indicative and may be modified without prior notice, laying, wiring and electrical conditions and the environment of the cable can not be fully considered in our studies. In no way the company OMERIN shall be held responsible for any incidents in the case of inappropriate uses, particularly in the case of wiring conditions that do not respect the good practice and the standards in force.

For an optimum use of the cables produced by our company, we recommend testing in real conditions. Our sales department is available for a possible provision of samples, and/or for the conditions of a complete study in our laboratories.

© Registered trademark of the OMERIN Group. Drawings and photos are not contractual. Reproduction is prohibited without the prior agreement of OMERIN.





## CABLES FOR OFFSHORE APPLICATIONS

FT No.	PRODUCT REFERENCE	PAGE
6600	ENERSYL OS – CABLES FOR OFFSHORE APPLICATIONS	76
6601	ENERSYL OS SHF1 POWER Single core	78
6602	ENERSYL OS SHF1 POWER Multicore	80
6603	ENERSYL OS SHF1 CONTROL	82
6604	ENERSYL OS SHF1 INSTRUM	84
6605	ENERSYL OS 331 SHF1 POWER Single core	86
6606	ENERSYL OS 331 SHF1 POWER Multicore	88
6607	ENERSYL OS 331 SHF1 CONTROL	90
6608	ENERSYL OS 331 SHF1 INSTRUM	92

# ENERSYL® OS

## CABLES FOR OFFSHORE APPLICATIONS

### Technical data

Continuous operating temperature  
Maximum core temperature

Rated voltage  
Test voltage

### Standard products

Stranding of the core  
Insulation of conductors

Outer sheath  
Colour identification of conductors

Colour of the outer sheath

### Options

Flexible core - CuSn class 5  
Individual electrical screen (pair / triple / quad) using aluminium/PET tape + continuity wire  
General electrical screen using aluminium/PET tape + continuity wire  
General electrical screen using bare copper braid  
General electrical screen using tin-plated copper braid  
Mechanical armour using galvanized steel braid (+ inner sheath)  
Mechanical armour using double steel tape (+ inner sheath)  
Cross-linked HFFR outer sheath, type SHF2 as per IEC 60092-359  
Use in ATEX zone as per NF C 15-100 part 4-42 or EN 60079-14 (excluding "i" intrinsic safety circuit)  
Use in ATEX zone for "i" intrinsic safety circuit only as per EN 60079-14

### Characteristics

Core - as per standard  
Insulation - as per standard  
Sheath - material as per standard  
Cable - construction as per standard

### Fire-smoke resistance properties of cable

Flame retardant - IEC 60332-3-22 (Cat. A bundled cables)  
Flame retardant - IEC 60332-3-24 (Cat. C bundled cables)  
Fire retardant - NF C 32-070 test C1  
Flame retardant - IEC 60332-1-2 / NF C 32-070 test C2  
Low smoke density - IEC 61034-2  
Halogen-free - IEC 60754-1  
Low corrosiveness of gas emissions - IEC 60754-2

### Physical / chemical properties of the sheath

Resistance to acid (immersion 168 h)\*  
Resistance to base (immersion 168 h)\*  
Resistance to IRM 902 mineral oil (24 h immersion at 100 °C)\*  
Reinforced resistance to IRM 902 mineral oil (168 h immersion at 90 °C)\*  
Resistance to aliphatic hydrocarbons (immersion 168 h)\*  
AD7 class as per IEC 60529 (immersion in water - ends not immersed)\*  
Resistance to saline mist (immersion in salt water - 168 h at 60 °C)\*  
Resistance to UV  $\geq$  2000 h as per EN 16472\*

\* Based on the OMERIN method. Refer to the corresponding test report for further information.


[www.omerin.com](http://www.omerin.com)

**omerin**  
LES CABLES DE L'EXTREME

The information provided in this technical data sheet is indicative and may be modified without prior notice, laying, wiring and electrical conditions and the environment of the cable can not be fully considered in our studies. In no way the company OMERIN shall be held responsible for any incidents in the case of inappropriate uses, particularly in the case of wiring conditions that do not respect the good practice and the standards in force.  
For an optimum use of the cables produced by our company, we recommend testing in real conditions. Our sales department is available for a possible provision of samples, and/or for the conditions of a complete study in our laboratories.  
© Registered trademark of the OMERIN Group. Drawings and photos are not contractual. Reproduction is prohibited without the prior agreement of OMERIN.

ENERSYL® OS SHF1 POWER Power cables	ENERSYL® OS SHF1 CONTROL Control cables	ENERSYL® OS SHF1 INSTRUM Instrumentation cables
-30 °C to +80 °C +90 °C ENERSYL OS 331 SHF1 : +95 °C	-30 °C to +80 °C +90 °C ENERSYL OS 331 SHF1 : +95 °C	-30 °C to +80 °C +90 °C ENERSYL OS 331 SHF1 : +95 °C
600 / 1000 V 3500 V	450 / 750 V 2500 V	300 / 500 V 2000 V
CuSn class 2 or 5	CuSn class 2	CuSn class 2
cross-linked polyethylene, type XLPE ENERSYL OS 331 SHF1 : Silicone rubber, type S 95 HFFR, type SHF1	cross-linked polyethylene, type XLPE ENERSYL OS 331 SHF1 : Silicone rubber, type S 95 HFFR, type SHF1	cross-linked polyethylene, type XLPE ENERSYL OS 331 SHF1 : Silicone rubber, type S 95 HFFR, type SHF1
HD 308 S2 or black numbered if → 5 conductors	HD 308 S2 or white numbered if → 5 conductors	white/blue OR white/red/blue OR white/red/blue/black
grey ENERSYL OS 331 SHF1 : orange	grey ENERSYL OS 331 SHF1 : orange	grey ENERSYL OS 331 SHF1 : orange
N/A	N/A	N/A
N/A	N/A	EI
EG	EG	EG
BR	BR	BR
BE	BE	BE
BG	BG	BG
FA	FA	FA
SHF2	SHF2	SHF2
EX	N/A	N/A
N/A	EX	EX
IEC 60228	IEC 60228	IEC 60228
IEC 60092-360	IEC 60092-360	IEC 60092-360
IEC 60092-360	IEC 60092-360	IEC 60092-360
IEC 60092-353	IEC 60092-376	IEC 60092-376
ENERSYL OS 331 SHF1	ENERSYL OS 331 SHF1	ENERSYL OS 331 SHF1
✓	✓	✓
ENERSYL OS 331 SHF1	ENERSYL OS 331 SHF1	ENERSYL OS 331 SHF1
✓	✓	✓
✓	✓	✓
✓	✓	✓
✓	✓	✓
option SHF2	option SHF2	option SHF2
-	-	-
✓	✓	✓
✓	✓	✓
✓	✓	✓
✓	✓	✓



**ENERSYL® OS SHF1  
POWER****Single core power cables**

- 1 • Tin-plated copper core, class 2 or 5 as per IEC 60228.
- 2 • Optional separating tape.
- 3 • Insulation: cross-linked polyethylene, type XLPE.
- 4 • (optional) electrical screen: aluminium/PET tape + continuity wire (EG) / tin-plated copper braid (BE) / bare copper braid (BR).
- 5 • (optional) Internal sheath: HFFR, type SHF1.
- 6 • (optional) Armour: galvanized steel braid (BG) / double steel tape (FA).
- 7 • Outer sheath: HFFR, type SHF1.

**Reference**

- (example) ENERSYL® OS EG BG SHF1  
POWER 150 mm<sup>2</sup>  
OS: for offshore applications  
EG, BE, BR: type of electrical screen  
BG, FA: type of armour  
SHF1: nature of sheath material  
POWER: power cable  
150 mm<sup>2</sup>: cross-section in mm<sup>2</sup>

**Approvals - standards**

- IEC 60228 / IEC 60092-353.  
• IEC 60092-360.
- IEC 60332-1 / IEC 60332-3.
- IEC 61034-2 / IEC 60754-1 / IEC 60754-2.

**Markings**

- OMERIN – ENERSYL < OS xx xx SHF1 POWER >  
< cross-section > – 600/1000V – < batch > – < year >

**Standard products**

- Sheath: grey.
- Insulation: black.

**Technical characteristics****Thermal**

- Continuous operating temperature: -30 °C to +80 °C.
- Maximum core temperature: +90 °C.

**Electrical**

- Rated voltage: 600/1000 V.
- Test voltage: 3500 V.

**Smoke - fire**

- Flame retardant – cable alone: IEC 60332-1-2 / NF C 32-070 test C2.
- Flame retardant – bunched cable: IEC 60332-3-24 cat. C.
- Low smoke density: IEC 61034-2.
- Halogen-free: IEC 60754-1.
- Low corrosivity of gas emissions: IEC 60754-2.

**Resistance of outer sheath to chemical attacks  
as per OMERIN test report NT140220-01:**

- Good resistance to acid.
- Good resistance to base.
- Fairly good resistance to aliphatic hydrocarbons.
- Resistance to water: type AD7 as per IEC 60529 without immersion of ends.
- Resistance to UV ≥ 2000 hours as per EN 16472.

**Options**

- SHF2: cross-linked HFFR outer sheath, type SHF2.
- Other colours: contact us.
- ATEX as per NF C 15-100 part 4-42 / EN 60079-14.  
Particularly suited for static facilities in potentially explosive environments, excluding the "i" intrinsic safety protection mode.  
> ENERSYL® OS BG EX SHF1 POWER: with a HFFR sheath under the armour and without hygroscopic separating tape.

For this product, please contact:

OMERIN division principale

Zone Industrielle - F 63600 Ambert  
Tel. +33 (0)4 73 82 50 00 - Fax +33 (0)4 73 82 50 10  
omerin@omerin.com

OMERIN division silisol

BP 87 - ZI du Devay - F 42000 Saint-Étienne  
Tel. +33 (0)4 77 81 36 00 - Fax +33 (0)4 77 81 37 00  
silisol@omerin.com

[www.omerin.com](http://www.omerin.com)

The information provided in this technical data sheet is indicative and may be modified without prior notice, laying, wiring and electrical conditions and the environment of the cable can not be fully considered in our studies. In no way the company OMERIN shall be held responsible for any incidents in the case of inappropriate uses, particularly in the case of wiring conditions that do not respect the good practice and the standards in force.  
For an optimum use of the cables produced by our company, we recommend testing in real conditions. Our sales department is available for a possible provision of samples, and/or for the conditions of a complete study in our laboratories.  
® Registered trademark of the OMERIN Group. Drawings and photos are not contractual. Reproduction is prohibited without the prior agreement of OMERIN.

## NON-SHIELDED CABLES

## ARMoured CABLES

Nominal cross-section (mm <sup>2</sup> )	Nominal stranding	Nominal thickness of insulation (mm)	Nominal diameter of conductors (mm)	Nominal thickness of the sheath (mm)	Nominal outside diameter* (mm)	Approximate linear weight (kg/km)	Nominal thickness of the sheath (mm)	Nominal outside diameter* (mm)	Approximate linear weight (kg/km)	Max. linear resistance at 20 °C (Ω/km)
1.5	7 / 0.52	0.7	3.1	1.0	5.5	48	0.8	8.5	121	12.2
2.5	19 / 0.41	0.7	3.5	1.0	5.9	62	0.8	8.7	135	7.56
4	56 / 0.30	0.7	4.2	1.0	6.6	81	0.8	9.4	162	5.09
6	84 / 0.30	0.7	4.8	1.0	7.2	104	0.8	10.0	191	3.39
10	77 / 0.40	0.7	6.0	1.0	8.5	150	0.8	11.5	257	1.95
16	119 / 0.40	0.7	7.2	1.1	9.9	211	0.8	12.9	334	1.24
25	192 / 0.40	0.9	9.1	1.1	11.8	313	0.9	15.0	464	0.795
35	259 / 0.40	0.9	10.4	1.2	13.3	410	0.9	16.7	587	0.56
50	370 / 0.40	1.0	12.2	1.2	15.1	555	1.0	18.7	774	0.393
70	333 / 0.50	1.1	14.2	1.3	17.4	756	1.0	21.2	1015	0.277
95	444 / 0.50	1.1	16.0	1.4	19.4	982	1.1	23.2	1270	0.210
120	568 / 0.50	1.2	18.0	1.4	21.4	1234	1.1	25.4	1562	0.164
150	703 / 0.50	1.4	19.9	1.5	23.5	1514	1.1	27.5	1872	0.132
185	888 / 0.50	1.6	22.0	1.6	25.8	1885	1.2	30.0	2291	0.108
240	1184 / 0.50	1.7	25.2	1.7	29.2	2475	1.3	33.4	2932	0.0817
300	1480 / 0.50	1.8	28.3	1.8	32.5	3073	1.3	36.9	3596	0.0654

\* The rated outer diameter of cables may vary by +/- 1.5% depending on the options selected.

For this product, please contact:

**OMERIN division principale** 

Zone Industrielle - F 63600 Ambert

Tel. +33 (0)4 73 82 50 00 - Fax +33 (0)4 73 82 50 10

omerin@omerin.com

**OMERIN division silisol** 

BP 87 - ZI du Devey - F 42000 Saint-Étienne

Tel. +33 (0)4 77 81 36 00 - Fax +33 (0)4 77 81 37 00

silisol@omerin.com

[www.omerin.com](http://www.omerin.com)

**omerin**  
LES CABLES DE L'EXTREME

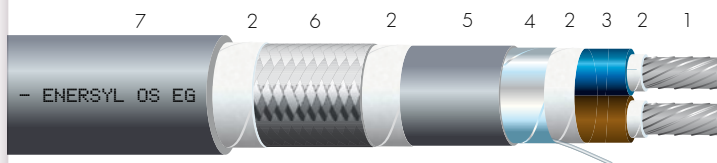
The information provided in this technical data sheet is indicative and may be modified without prior notice, laying, wiring and electrical conditions and the environment of the cable can not be fully considered in our studies. In no way the company OMERIN shall be held responsible for any incidents in the case of inappropriate uses, particularly in the case of wiring conditions that do not respect the good practice and the standards in force.

For an optimum use of the cables produced by our company, we recommend testing in real conditions. Our sales department is available for a possible provision of samples, and/or for the conditions of a complete study in our laboratories.

© Registered trademark of the OMERIN Group. Drawings and photos are not contractual. Reproduction is prohibited without the prior agreement of OMERIN.

# ENERSYL® OS SHF1 POWER

## Multicore power cables



- 1 • Tin-plated copper core, class 2 or 5 as per IEC 60228.
- 2 • Optional separating tape.
- 3 • Insulation: cross-linked polyethylene, type XLPE + optional filler(s).
- 4 • (optional) electrical screen: aluminium/PET tape + continuity wire (EG) / tin-plated copper braid (BE) / bare copper braid (BR).
- 5 • (optional) Internal sheath: HFFR, type SHF1.
- 6 • (optional) Armour: galvanized steel braid (BG) / double steel tape (FA).
- 7 • Outer sheath: HFFR, type SHF1.

### Reference

- (example) ENERSYL® OS EG BG SHF1  
POWER 2x4 mm<sup>2</sup>  
OS: for offshore applications  
EG, BE, BR: type of electrical screen  
BG, FA: type of armour  
SHF1: nature of sheath material  
POWER: power cable  
2: number of conductors  
X, G: type of assembly without (X)  
or with (G) an earth wire  
4 mm<sup>2</sup>: cross-section in mm<sup>2</sup>

### Approvals - standards

- IEC 60228 / IEC 60092-353.  
• IEC 60092-360.
- IEC 60332-1 / IEC 60332-3.
- IEC 61034-2 / IEC 60754-1 / IEC 60754-2.

### Markings

- OMERIN – ENERSYL < OS xx xx SHF1 POWER >  
< cross-section > – 600/1000V – < batch > – < year >

### Standard products

- Sheath: grey.
- Colour identification of conductors:  
< up to 5 conductors: as per HD 308 S2.  
> more than 5 conductors: black numbered.

### Technical characteristics

#### Thermal

- Continuous operating temperature: -30 °C to +80 °C.
- Maximum core temperature: +90 °C.

#### Electrical

- Rated voltage: 600/1000 V.
- Test voltage: 3500 V.

#### Smoke - fire

- Flame retardant – cable alone: IEC 60332-1-2 / NF C 32-070 test C2.
- Flame retardant – bunched cable: IEC 60332-3-24 cat. C.
- Low smoke density: IEC 61034-2.
- Halogen-free: IEC 60754-1.
- Low corrosivity of gas emissions: IEC 60754-2.

#### Resistance of outer sheath to chemical attacks as per OMERIN test report NT140220-01:

- Good resistance to acid.
- Good resistance to base.
- Fairly good resistance to aliphatic hydrocarbons.
- Resistance to water: type AD7 as per IEC 60529 without immersion of ends.
- Resistance to UV ≥ 2000 hours as per EN 16472.

### Options

- SHF2: cross-linked HFFR outer sheath, type SHF2.
- Other colours: contact us.
- ATEX as per NF C 15-100 part 4-42 / EN 60079-14.  
Particularly suited for static facilities in potentially explosive environments, excluding the "i" intrinsic safety protection mode.  
> ENERSYL® OS BG EX SHF1 POWER: with a HFFR sheath under the armour  
and without hygroscopic separating tape.

For this product, please contact:

OMERIN division principale

Zone Industrielle - F 63600 Ambert  
Tel. +33 (0)4 73 82 50 00 - Fax +33 (0)4 73 82 50 10  
omerin@omerin.com

OMERIN division silisol

BP 87 - ZI du Devey - F 42000 Saint-Étienne  
Tel. +33 (0)4 77 81 36 00 - Fax +33 (0)4 77 81 37 00  
silisol@omerin.com

**omerin**  
LES CABLES DE L'EXTREME

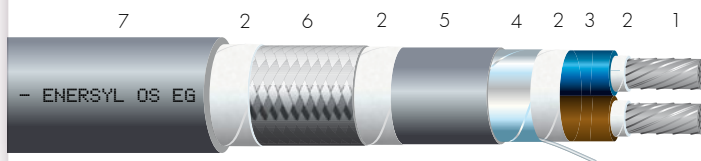
[www.omerin.com](http://www.omerin.com)

The information provided in this technical data sheet is indicative and may be modified without prior notice, laying, wiring and electrical conditions and the environment of the cable can not be fully considered in our studies. In no way the company OMERIN shall be held responsible for any incidents in the case of inappropriate uses, particularly in the case of wiring conditions that do not respect the good practice and the standards in force.  
For an optimum use of the cables produced by our company, we recommend testing in real conditions. Our sales department is available for a possible provision of samples, and/or for the conditions of a complete study in our laboratories.  
® Registered trademark of the OMERIN Group. Drawings and photos are not contractual. Reproduction is prohibited without the prior agreement of OMERIN.

NON-SHIELDED CABLES							ARMoured CABLES			
Nominal cross-section (mm <sup>2</sup> )	Nominal stranding	Nominal thickness of insulation (mm)	Nominal diameter of conductors (mm)	Nominal thickness of the sheath (mm)	Nominal outside diameter* (mm)	Approximate linear weight (kg/km)	Nominal thickness of the sheath (mm)	Nominal outside diameter* (mm)	Approximate linear weight (kg/km)	Max. linear resistance at 20 °C (Ω/km)
2 x 1.5	7 / 0.52	0.7	3.1	1.1	8.9	89	0.8	11.9	200	12.2
3 x 1.5	7 / 0.52	0.7	3.1	1.1	9.4	111	0.9	12.5	230	12.2
4 x 1.5	7 / 0.52	0.7	3.1	1.1	10.2	134	0.9	13.3	263	12.2
5 x 1.5	7 / 0.52	0.7	3.1	1.1	11.1	158	0.9	14.3	300	12.2
7 x 1.5	7 / 0.52	0.7	3.1	1.2	12.2	206	0.9	15.4	362	12.2
12 x 1.5	7 / 0.52	0.7	3.1	1.3	16.1	333	1.0	19.7	566	12.2
19 x 1.5	7 / 0.52	0.7	3.1	1.4	18.9	491	1.1	22.7	772	12.2
24 x 1.5	7 / 0.52	0.7	3.1	1.5	22.2	618	1.2	26.2	957	12.2
27 x 1.5	7 / 0.52	0.7	3.1	1.5	22.7	678	1.2	26.6	1024	12.2
37 x 1.5	7 / 0.52	0.7	3.1	1.6	25.5	897	1.2	29.7	1298	12.2
2 x 2.5	19 / 0.41	0.7	3.5	1.1	9.7	116	0.9	12.8	239	7.56
3 x 2.5	19 / 0.41	0.7	3.5	1.1	10.3	148	0.9	13.5	281	7.56
4 x 2.5	19 / 0.41	0.7	3.5	1.1	11.2	182	0.9	14.4	326	7.56
5 x 2.5	19 / 0.41	0.7	3.5	1.2	12.4	222	0.9	15.8	387	7.56
7 x 2.5	19 / 0.41	0.7	3.5	1.2	13.4	286	1.0	16.8	464	7.56
12 x 2.5	19 / 0.41	0.7	3.5	1.4	18.0	476	1.1	21.7	743	7.56
19 x 2.5	19 / 0.41	0.7	3.5	1.5	21.1	708	1.1	24.9	1020	7.56
24 x 2.5	19 / 0.41	0.7	3.5	1.6	24.8	891	1.2	28.8	1268	7.56
27 x 2.5	19 / 0.41	0.7	3.5	1.6	25.3	981	1.2	29.5	1379	7.56
37 x 2.5	19 / 0.41	0.7	3.5	1.7	28.5	1305	1.3	32.7	1751	7.56
2 x 4	56 / 0.30	0.7	4.2	1.1	11.1	154	0.9	14.3	297	5.09
3 x 4	56 / 0.30	0.7	4.2	1.2	12.0	207	0.9	15.2	361	5.09
4 x 4	56 / 0.30	0.7	4.2	1.2	13.1	258	0.9	16.5	432	5.09
5 x 4	56 / 0.30	0.7	4.2	1.2	14.2	309	1.0	17.6	497	5.09
7 x 4	56 / 0.30	0.7	4.2	1.3	15.8	415	1.0	19.4	643	5.09
12 x 4	56 / 0.30	0.7	4.2	1.4	20.9	677	1.1	24.6	986	5.09
2 x 6	84 / 0.30	0.7	4.8	1.2	12.5	206	0.9	15.9	373	3.39
3 x 6	84 / 0.30	0.7	4.8	1.2	13.3	274	0.9	16.7	450	3.39
4 x 6	84 / 0.30	0.7	4.8	1.2	14.5	345	1.0	17.9	537	3.39
5 x 6	84 / 0.30	0.7	4.8	1.3	16.2	428	1.0	19.7	661	3.39
7 x 6	84 / 0.30	0.7	4.8	1.3	17.6	564	1.0	21.4	827	3.39
2 x 10	77 / 0.40	0.7	6.0	1.2	14.9	298	1.0	18.3	494	1.95
3 x 10	77 / 0.40	0.7	6.0	1.3	16.2	416	1.0	19.7	649	1.95
4 x 10	77 / 0.40	0.7	6.0	1.3	17.7	528	1.0	21.5	792	1.95
5 x 10	77 / 0.40	0.7	6.0	1.4	19.6	650	1.1	23.4	941	1.95
2 x 16	119 / 0.40	0.7	7.2	1.3	17.6	425	1.0	21.4	688	1.24
3 x 16	119 / 0.40	0.7	7.2	1.3	18.8	585	1.0	22.5	863	1.24
4 x 16	119 / 0.40	0.7	7.2	1.4	20.8	759	1.1	24.6	1066	1.24
5 x 16	119 / 0.40	0.7	7.2	1.5	23.0	936	1.1	27.0	1287	1.24
2 x 25	192 / 0.40	0.9	9.1	1.4	21.6	644	1.1	25.6	974	0.795
3 x 25	192 / 0.40	0.9	9.1	1.5	23.3	907	1.1	27.2	1262	0.795
4 x 25	192 / 0.40	0.9	9.1	1.5	25.6	1168	1.2	29.8	1571	0.795
5 x 25	192 / 0.40	0.9	9.1	1.6	28.4	1444	1.2	32.5	1888	0.795
2 x 35	259 / 0.40	0.9	10.4	1.5	24.4	841	1.2	28.4	1213	0.565
3 x 35	259 / 0.40	0.9	10.4	1.6	26.3	1192	1.2	30.4	1605	0.565
4 x 35	259 / 0.40	0.9	10.4	1.7	29.2	1554	1.3	33.3	2010	0.565
5 x 35	259 / 0.40	0.9	10.4	1.8	32.3	1920	1.3	36.6	2440	0.565
2 x 50	370 / 0.40	1.0	12.2	1.6	28.2	1150	1.2	32.4	1591	0.393
3 x 50	370 / 0.40	1.0	12.2	1.7	30.4	1639	1.3	34.7	2129	0.393
4 x 50	370 / 0.40	1.0	12.2	1.8	33.7	2142	1.4	38.1	2684	0.393
5 x 50	370 / 0.40	1.0	12.2	1.9	37.3	2650	1.4	41.9	3267	0.393
2 x 70	333 / 0.50	1.1	14.2	1.8	32.6	1565	1.3	37.0	2090	0.277
3 x 70	333 / 0.50	1.1	14.2	1.8	34.9	2221	1.4	39.2	2781	0.277
4 x 70	333 / 0.50	1.1	14.2	2.0	39.0	2926	1.5	43.5	3569	0.277
2 x 95	444 / 0.50	1.1	16.0	1.9	36.4	2025	1.4	41.0	2628	0.210
3 x 95	444 / 0.50	1.1	16.0	2.0	39.2	2907	1.5	43.7	3554	0.210

\* The rated outer diameter of cables may vary by +/- 15% depending on the options selected.

# ENERSYL® OS SHF1 CONTROL Control cables



- 1 • Stranded tin-plated copper core, class 2 as per IEC 60228.
- 2 • Optional separating tape.
- 3 • Insulation: cross-linked polyethylene, type XLPE + optional filler(s).
- 4 • (optional) Electrical screen: aluminium/PET tape + continuity wire (EG) / tin-plated copper braid (BE) / bare copper braid (BR).
- 5 • (optional) Internal sheath: HFFR, type SHF1.
- 6 • (optional) Armour: galvanized steel braid (BG) / double steel tape (FA).
- 7 • Outer sheath: HFFR, type SHF1.

## Reference

- (example) ENERSYL® OS EG BG SHF1 CONTROL  
19x1,5 mm<sup>2</sup>  
OS: for offshore applications  
EG, BE, BR: type of electrical screen  
BG, FA: type of armour  
SHF1: nature of sheath material  
CONTROL: control cable  
19: number of conductors  
X, G: type of assembly without (X)  
or with (G) an earth wire  
1.5 mm<sup>2</sup>: cross-section in mm<sup>2</sup>

## Approvals - standards

- IEC 60228 / IEC 60092-376  
• IEC 60092-360.
- IEC 60332-1 / IEC 60332-3.
- IEC 61034-2 / IEC 60754-1 / IEC 60754-2.

## Markings

- OMERIN – ENERSYL < OS xx xx SHF1  
CONTROL > < cross-section > – 450/750V –  
< batch > – < year >

## Standard products

- Sheath: grey.
- Colour identification of conductors:  
< up to 5 conductors: as per HD 308 S2.  
> more than 5 conductors: white numbered.

## Technical characteristics

### Thermal

- Continuous operating temperature: -30 °C to +80 °C.
- Maximum core temperature: +90 °C.

### Electrical

- Rated voltage: 450/750 V.
- Test voltage: 2500 V.

### Smoke - fire

- Flame retardant – cable alone: IEC 60332-1-2 / NF C 32-070 test C2.
- Flame retardant – bunched cable: IEC 60332-3-24 cat. C.
- Low smoke density: IEC 61034-2.
- Halogen-free: IEC 60754-1.
- Low corrosivity of gas emissions: IEC 60754-2.

### Resistance of outer sheath to chemical attacks as per OMERIN test report NT140220-01:

- Good resistance to acid.
- Good resistance to base.
- Fairly good resistance to aliphatic hydrocarbons.
- Resistance to water: type AD7 as per IEC 60529 without immersion of ends.
- Resistance to UV ≥ 2000 hours as per EN 16472.

## Options

- SHF2: cross-linked HFFR outer sheath, type SHF2.
  - Other colours: contact us.
  - ATEX as per EN 60079-14.
- Particularly suited for static facilities in potentially explosive environments with "i" intrinsic safety protection mode, requiring specific identification of cables.  
Colour of the sheath: blue as per EN 60079-14 part 16.2.2.6.  
> ENERSYL® OS EX SHF1 CONTROL: without electrical screen.  
> ENERSYL® OS BE EX SHF1 CONTROL: with electrical screen.

For this product, please contact:

OMERIN division principale

Zone Industrielle - F 63600 Ambert  
Tel. +33 (0)4 73 82 50 00 - Fax +33 (0)4 73 82 50 10  
omerin@omerin.com

OMERIN division silisol

BP 87 - ZI du Devey - F 42000 Saint-Etienne  
Tel. +33 (0)4 77 81 36 00 - Fax +33 (0)4 77 81 37 00  
silisol@omerin.com

**omerin**  
LES CABLES DE L'EXTREME

[www.omerin.com](http://www.omerin.com)

The information provided in this technical data sheet is indicative and may be modified without prior notice, laying, wiring and electrical conditions and the environment of the cable can not be fully considered in our studies. In no way the company OMERIN shall be held responsible for any incidents in the case of inappropriate uses, particularly in the case of wiring conditions that do not respect the good practice and the standards in force.  
For an optimum use of the cables produced by our company, we recommend testing in real conditions. Our sales department is available for a possible provision of samples, and/or for the conditions of a complete study in our laboratories.  
® Registered trademark of the OMERIN Group. Drawings and photos are not contractual. Reproduction is prohibited without the prior agreement of OMERIN.

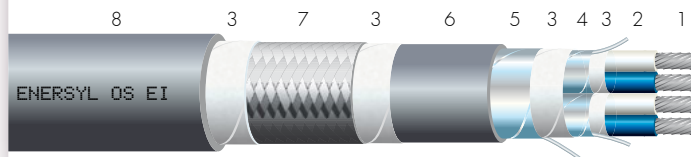
Nominal cross-section (mm <sup>2</sup> )	Nominal stranding	Nominal thickness of insulation (mm)	Nominal diameter of conductors (mm)	NON-SHIELDED CABLES			ARMoured CABLES			Max. linear resistance at 20 °C (Ω/km)
				Nominal thickness of the sheath (mm)	Nominal outside diameter* (mm)	Approximate linear weight (kg/km)	Nominal thickness of the sheath (mm)	Nominal outside diameter* (mm)	Approximate linear weight (kg/km)	
2 x 0.5	7 / 0.30	0.6	2.1	1.0	6.6	46	0.8	9.6	131	36.7
3 x 0.5	7 / 0.30	0.6	2.1	1.0	6.9	55	0.8	9.9	143	36.7
4 x 0.5	7 / 0.30	0.6	2.1	1.0	7.5	65	0.8	10.5	160	36.7
5 x 0.5	7 / 0.30	0.6	2.1	1.0	8.1	75	0.8	11.1	176	36.7
7 x 0.5	7 / 0.30	0.6	2.1	1.1	9.0	98	0.9	12.1	213	36.7
12 x 0.5	7 / 0.30	0.6	2.1	1.2	11.6	154	0.9	14.8	303	36.7
19 x 0.5	7 / 0.30	0.6	2.1	1.2	13.4	214	1.0	16.8	392	36.7
24 x 0.5	7 / 0.30	0.6	2.1	1.3	15.8	274	1.0	19.4	502	36.7
27 x 0.5	7 / 0.30	0.6	2.1	1.3	16.1	298	1.0	19.7	530	36.7
37 x 0.5	7 / 0.30	0.6	2.1	1.4	18.1	390	1.1	21.9	659	36.7
2 x 0.75	7 / 0.37	0.6	2.2	1.0	6.8	53	0.8	9.8	140	24.8
3 x 0.75	7 / 0.37	0.6	2.2	1.0	7.2	64	0.8	10.2	155	24.8
4 x 0.75	7 / 0.37	0.6	2.2	1.0	7.7	77	0.8	10.7	174	24.8
5 x 0.75	7 / 0.37	0.6	2.2	1.1	8.6	95	0.8	11.6	203	24.8
7 x 0.75	7 / 0.37	0.6	2.2	1.1	9.3	118	0.9	12.4	236	24.8
12 x 0.75	7 / 0.37	0.6	2.2	1.2	12.1	186	0.9	15.3	340	24.8
19 x 0.75	7 / 0.37	0.6	2.2	1.3	14.1	270	1.0	17.5	456	24.8
24 x 0.75	7 / 0.37	0.6	2.2	1.3	16.4	336	1.0	20.0	572	24.8
27 x 0.75	7 / 0.37	0.6	2.2	1.4	16.9	374	1.1	20.6	623	24.8
37 x 0.75	7 / 0.37	0.6	2.2	1.4	18.8	482	1.1	22.6	762	24.8
2 x 1	7 / 0.43	0.6	2.4	1.0	7.2	63	0.8	10.2	154	18.2
3 x 1	7 / 0.43	0.6	2.4	1.0	7.6	77	0.8	10.6	173	18.2
4 x 1	7 / 0.43	0.6	2.4	1.0	8.3	94	0.8	11.3	199	18.2
5 x 1	7 / 0.43	0.6	2.4	1.1	9.2	114	0.8	12.2	228	18.2
7 x 1	7 / 0.43	0.6	2.4	1.1	9.9	143	0.9	13.0	268	18.2
12 x 1	7 / 0.43	0.6	2.4	1.2	12.9	226	0.9	16.1	390	18.2
19 x 1	7 / 0.43	0.6	2.4	1.3	15.1	331	1.0	18.7	549	18.2
24 x 1	7 / 0.43	0.6	2.4	1.3	17.6	412	1.0	21.4	675	18.2
27 x 1	7 / 0.43	0.6	2.4	1.3	18.0	451	1.0	21.7	719	18.2
37 x 1	7 / 0.43	0.6	2.4	1.4	20.2	596	1.1	24.0	895	18.2
2 x 1.5	7 / 0.52	0.6	2.85	1.0	8.2	80	0.8	11.2	183	12.2
3 x 1.5	7 / 0.52	0.6	2.85	1.1	8.9	104	0.8	11.9	215	12.2
4 x 1.5	7 / 0.52	0.6	2.85	1.1	9.6	126	0.9	12.7	248	12.2
5 x 1.5	7 / 0.52	0.6	2.85	1.1	10.4	148	0.9	13.5	280	12.2
7 x 1.5	7 / 0.52	0.6	2.85	1.1	11.3	188	0.9	14.5	333	12.2
12 x 1.5	7 / 0.52	0.6	2.85	1.3	15.0	310	1.0	18.4	507	12.2
19 x 1.5	7 / 0.52	0.6	2.85	1.4	17.7	461	1.1	21.4	724	12.2
24 x 1.5	7 / 0.52	0.6	2.85	1.5	20.7	580	1.1	24.5	886	12.2
27 x 1.5	7 / 0.52	0.6	2.85	1.5	21.1	636	1.1	24.9	948	12.2
37 x 1.5	7 / 0.52	0.6	2.85	1.6	23.8	842	1.2	27.7	1204	12.2
2 x 2.5	19 / 0.41	0.6	3.2	1.1	9.1	109	0.9	12.2	225	7.56
3 x 2.5	19 / 0.41	0.6	3.2	1.1	9.6	139	0.9	12.7	261	7.56
4 x 2.5	19 / 0.41	0.6	3.2	1.1	10.4	171	0.9	13.5	303	7.56
5 x 2.5	19 / 0.41	0.6	3.2	1.2	11.5	209	0.9	14.7	357	7.56
7 x 2.5	19 / 0.41	0.6	3.2	1.2	12.5	269	0.9	15.7	428	7.56
12 x 2.5	19 / 0.41	0.6	3.2	1.3	16.5	439	1.0	20.1	677	7.56
19 x 2.5	19 / 0.41	0.6	3.2	1.4	19.4	656	1.1	23.2	944	7.56
24 x 2.5	19 / 0.41	0.6	3.2	1.6	23.0	837	1.2	27.0	1187	7.56
27 x 2.5	19 / 0.41	0.6	3.2	1.6	23.5	922	1.2	27.4	1279	7.56
37 x 2.5	19 / 0.41	0.6	3.2	1.7	26.4	1227	1.3	30.6	1641	7.56

\* The rated outer diameter of cables may vary by +/- 15% depending on the options selected.



# ENERSYL® OS SHF1 INSTRUM

## Instrumentation cables



- 1 • Stranded tin-plated copper core, class 2 as per IEC 60228.
- 2 • Insulation: cross-linked polyethylene, type XLPE + optional filler(s).
- 3 • Optional separating tape.
- 4 • (optional) Individual electrical screen (EI): aluminium/PET tape + continuity wire.
- 5 • General electrical screen: aluminium/PET tape + continuity wire (EG) / tin-plated copper braid (BE) / bare copper braid (BR).
- 6 • (optional) Internal sheath: HFFR, type SHF1.
- 7 • (optional) Armour: galvanized steel braid (BG) / double steel tape (FA).
- 8 • Outer sheath: HFFR, type SHF1.

### Reference

- (example) ENERSYL® OS EI BG INSTRUM 2P1,5 mm<sup>2</sup>  
OS: for offshore applications  
EI, EG, BE, BR: type of electrical screen  
BG, FA: type of armour  
SHF1: nature of sheath material INSTRUM:  
instrumentation cable  
2 : number of pairs, triples or quads  
P,T,Q: pairs, triples or quads  
1.5 mm<sup>2</sup>: cross-section in mm<sup>2</sup>

### Approvals - standards

- IEC 60228 / IEC 60092-376  
• IEC 60092-360.
- IEC 60332-1 / IEC 60332-3.
- IEC 61034-2 / IEC 60754-1 / IEC 60754-2.

### Markings

- OMERIN – ENERSYL < OS xx xx SHF1 INSTRUM >  
< cross-section > – 300/500V – < batch > – < year >

### Standard products

- Sheath: grey.
- Colour identification of conductors:  
> Pair: white and blue numbered.  
> Triple: white, red and blue numbered.  
> Quad: white, black, red and blue numbered.

### Technical characteristics

#### Thermal

- Continuous operating temperature: -30 °C to +80 °C.
- Maximum core temperature: +90 °C.

#### Electrical

- Rated voltage: 300/500 V.
- Test voltage: 2000 V.

#### Smoke - fire

- Flame retardant – cable alone: IEC 60332-1-2 / NF C 32-070 test C2.
- Flame retardant – bunched cable: IEC 60332-3-24 cat. C.
- Low smoke density: IEC 61034-2.
- Halogen-free: IEC 60754-1.
- Low corrosivity of gas emissions: IEC 60754-2.

#### Resistance of outer sheath to chemical attacks as per OMERIN test report NT140220-01:

- Good resistance to acid.
- Good resistance to base.
- Fairly good resistance to aliphatic hydrocarbons.
- Resistance to water: type AD7 as per IEC 60529 without immersion of ends.
- Resistance to UV ≥ 2000 hours as per EN 16472.

### Options

- SHF2: cross-linked HFFR outer sheath, type SHF2.
- Other colours: contact us.
- ATEX as per EN 60079-14.  
Particularly suited for static facilities in potentially explosive environments with "i" intrinsic safety protection mode, requiring specific identification of cables.  
Colour of the sheath: blue as per EN 60079-14 part 16.2.2.6.  
> ENERSYL® OS EI BE EX SHF1 INSTRUM:  
with individual electrical screen (aluminium/PET tape) and general (tin-plated copper braid).  
> ENERSYL® OS EI EG EX SHF1 INSTRUM:  
with individual and general electrical screen (aluminium/PET tape).  
> ENERSYL® OS BE EX SHF1 INSTRUM:  
with general electrical screen (tin-plated copper braid).  
> ENERSYL® OS EG EX SHF1 INSTRUM:  
with general electrical screen (aluminium/PET tape).

For this product, please contact:

OMERIN division principale   
Zone Industrielle - F 63600 Ambert  
Tel. +33 (0)4 73 82 50 00 - Fax +33 (0)4 73 82 50 10  
omerin@omerin.com

OMERIN division silisol   
BP 87 - ZI du Devey - F 42000 Saint-Étienne  
Tel. +33 (0)4 77 81 36 00 - Fax +33 (0)4 77 81 37 00  
silisol@omerin.com

[www.omerin.com](http://www.omerin.com)

The information provided in this technical data sheet is indicative and may be modified without prior notice, laying, wiring and electrical conditions and the environment of the cable can not be fully considered in our studies. In no way the company OMERIN shall be held responsible for any incidents in the case of inappropriate uses, particularly in the case of wiring conditions that do not respect the good practice and the standards in force.  
For an optimum use of the cables produced by our company, we recommend testing in real conditions. Our sales department is available for a possible provision of samples, and/or for the conditions of a complete study in our laboratories.  
© Registered trademark of the OMERIN Group. Drawings and photos are not contractual. Reproduction is prohibited without the prior agreement of OMERIN.

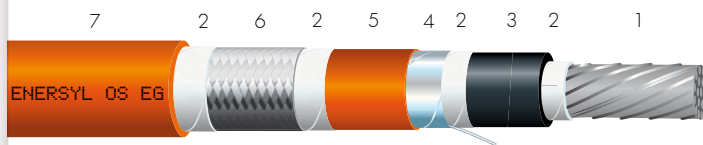
Number of pairs, triples or quads	Nominal cross-section (mm <sup>2</sup> )	Nominal stranding	Maximum linear resistance at 20 °C (Ω/km)	Nominal thickness of insulation (mm)	Nominal diameter of conductors (mm)	NON-SHIELDED CABLES Nominal outside diameter* (mm)						ARMoured CABLES Nominal outside diameter* (mm)					
						Pairs		Triples		Quads		Pairs		Triples		Quads	
						EG	EI	EG	EI	EG	EI	EG	EI	EG	EI	EG	EI
1	0.5	7 / 0.30	36.7	0.6	2.1	6.6		6.9		7.5		9.6		9.9		10.5	
2 **	0.5	7 / 0.30	36.7	0.6	2.1	7.5	10.2	10.5	11.4	13.0	13.1	10.5	13.3	13.6	14.6	16.4	16.5
3	0.5	7 / 0.30	36.7	0.6	2.1	10.0	10.8	11.3	12.1	14.0	14.1	13.1	13.9	14.5	15.3	17.4	17.5
4	0.5	7 / 0.30	36.7	0.6	2.1	10.9	11.9	12.4	13.2	15.4	15.5	14.0	15.1	15.6	16.6	19.0	19.1
5	0.5	7 / 0.30	36.7	0.6	2.1	12.1	13.0	13.5	14.6	17.0	17.1	15.3	16.4	16.9	18.0	20.7	20.8
6	0.5	7 / 0.30	36.7	0.6	2.1	13.1	14.3	14.8	16.0	18.5	18.6	16.5	17.7	18.2	19.6	22.3	22.4
7	0.5	7 / 0.30	36.7	0.6	2.1	13.1	14.3	14.8	16.0	18.5	18.6	16.5	17.7	18.2	19.6	22.3	22.4
8	0.5	7 / 0.30	36.7	0.6	2.1	14.9	16.1	16.9	18.1			18.3	19.7	20.6	21.9		
9	0.5	7 / 0.30	36.7	0.6	2.1	16.2	17.6	18.3	19.6			19.7	21.4	22.1	23.4		
12	0.5	7 / 0.30	36.7	0.6	2.1	17.6	19.0	19.9	21.3			21.4	22.7	23.7	25.2		
19	0.5	7 / 0.30	36.7	0.6	2.1	20.7	22.3	23.4	25.1			24.5	26.3	27.4	29.1		
24	0.5	7 / 0.30	36.7	0.6	2.1	24.4	26.4					28.3	30.6				
37	0.5	7 / 0.30	36.7	0.6	2.1	28.2	30.4					32.4	34.6				
1	0.75	7 / 0.37	24.8	0.6	2.2	6.8		7.2		7.7		9.8		10.2		10.7	
2 **	0.75	7 / 0.37	24.8	0.6	2.2	7.7	10.5	11.1	11.8	13.4	13.5	10.7	13.6	14.2	15.0	16.8	16.9
3	0.75	7 / 0.37	24.8	0.6	2.2	10.4	11.4	11.7	12.5	14.5	14.6	13.5	14.6	14.9	15.8	17.9	18.0
4	0.75	7 / 0.37	24.8	0.6	2.2	11.5	12.4	12.8	13.9	16.0	16.1	14.7	15.6	16.1	17.3	19.5	19.6
5	0.75	7 / 0.37	24.8	0.6	2.2	12.5	13.5	14.2	15.2	17.7	17.8	15.8	16.9	17.6	18.7	21.4	21.5
6	0.75	7 / 0.37	24.8	0.6	2.2	13.8	14.8	15.5	16.8	19.5	19.6	17.2	18.2	19.1	20.5	23.2	23.3
7	0.75	7 / 0.37	24.8	0.6	2.2	13.8	14.8	15.5	16.8	19.5	19.6	17.2	18.2	19.1	20.5	23.2	23.3
8	0.75	7 / 0.37	24.8	0.6	2.2	15.5	16.9	17.6	18.8			19.1	20.6	21.3	22.6		
9	0.75	7 / 0.37	24.8	0.6	2.2	17.0	18.3	19.0	20.6			20.7	22.0	22.8	24.3		
12	0.75	7 / 0.37	24.8	0.6	2.2	18.3	19.9	20.7	22.4			22.1	23.7	24.6	26.3		
19	0.75	7 / 0.37	24.8	0.6	2.2	21.5	23.4	24.4	26.3			25.4	27.3	28.3	30.5		
24	0.75	7 / 0.37	24.8	0.6	2.2	25.5	27.7					29.6	31.9				
37	0.75	7 / 0.37	24.8	0.6	2.2	29.4	31.8					33.6	36.2				
1	1	7 / 0.43	18.2	0.6	2.4	7.2		7.6		8.3		10.2		10.6		11.3	
2 **	1	7 / 0.43	18.2	0.6	2.4	8.3	11.2	11.6	12.6	14.4	14.5	11.3	14.4	14.8	15.8	17.8	17.9
3	1	7 / 0.43	18.2	0.6	2.4	11.1	12.1	12.5	13.4	15.6	15.7	14.3	15.3	15.7	16.8	19.2	19.3
4	1	7 / 0.43	18.2	0.6	2.4	12.3	13.2	13.7	14.7	17.2	17.3	15.5	16.6	17.1	18.1	20.9	21.0
5	1	7 / 0.43	18.2	0.6	2.4	13.4	14.4	15.2	16.4	19.0	19.1	16.8	17.8	18.7	19.9	22.7	22.8
6	1	7 / 0.43	18.2	0.6	2.4	14.6	16.0	16.6	17.8	20.7	20.8	18.0	19.6	20.2	21.6	24.5	24.6
7	1	7 / 0.43	18.2	0.6	2.4	14.6	16.0	16.6	17.8	20.7	20.8	18.0	19.6	20.2	21.6	24.5	24.6
8	1	7 / 0.43	18.2	0.6	2.4	16.7	17.9	18.9	20.2			20.2	21.7	22.6	24.0		
9	1	7 / 0.43	18.2	0.6	2.4	18.3	19.6	20.4	22.1			22.0	23.4	24.2	26.1		
12	1	7 / 0.43	18.2	0.6	2.4	19.7	21.4	22.3	23.9			23.4	25.1	26.2	27.8		
19	1	7 / 0.43	18.2	0.6	2.4	23.2	25.2	26.3	28.4			27.1	29.1	30.4	32.5		
24	1	7 / 0.43	18.2	0.6	2.4	27.5	29.6					31.7	33.8				
37	1	7 / 0.43	18.2	0.6	2.4	31.7	34.3					36.0	38.7				
1	1.5	7 / 0.52	12.2	0.6	2.85	8.2		8.7		9.6		11.2		11.7		12.7	
2 **	1.5	7 / 0.52	12.2	0.6	2.85	9.4	13.0	13.5	14.7	16.9	17.0	12.4	16.4	16.9	18.1	20.5	20.8
3	1.5	7 / 0.52	12.2	0.6	2.85	12.9	13.9	14.6	15.7	18.2	18.3	16.1	17.3	18.0	19.3	22.0	22.1
4	1.5	7 / 0.52	12.2	0.6	2.85	14.1	15.5	16.1	17.2	20.0	20.1	17.5	19.0	19.6	21.0	23.8	23.9
5	1.5	7 / 0.52	12.2	0.6	2.85	15.7	16.9	17.8	19.0	22.1	22.2	19.3	20.5	21.5	22.8	26.1	26.2
6	1.5	7 / 0.52	12.2	0.6	2.85	17.1	18.6	19.4	21.0	24.4	24.5	20.9	22.4	23.1	24.7	28.4	28.5
7	1.5	7 / 0.52	12.2	0.6	2.85	17.1	18.6	19.4	21.0	24.4	24.5	20.9	22.4	23.1	24.7	28.4	28.5
8	1.5	7 / 0.52	12.2	0.6	2.85	19.4	21.1	22.0	23.8			23.2	24.9	25.9	27.7		
9	1.5	7 / 0.52	12.2	0.6	2.85	21.3	22.9	24.1	25.8			25.0	26.8	28.0	29.7		
12	1.5	7 / 0.52	12.2	0.6	2.85	22.9	24.9	26.0	28.1			26.9	28.9	30.1	32.2		
19	1.5	7 / 0.52	12.2	0.6	2.85	27.3	29.6	30.9	33.3			31.4	33.7	35.1	37.7		
24	1.5	7 / 0.52	12.2	0.6	2.85	32.3	34.8					36.7	39.3				
37	1.5	7 / 0.52	12.2	0.6	2.85	37.2	40.3					41.8	45.0				

\* The rated outer diameter of cables may vary by +/- 20 % depending on the options selected.

\*\* The two pairs with general electrical screen (EG) are twisted like a quad cable.

# ENERSYL® OS 331 SHF1 POWER

## Single core power cables



### Reference

- (example) ENERSYL® OS EG BG 331 SHF1  
POWER 150 mm<sup>2</sup>  
OS: for offshore applications  
EG, BE, BR: type of electrical screen  
BG, FA: type of armour  
331 : fire resistant cable  
SHF1: nature of sheath material  
POWER: power cable  
150 mm<sup>2</sup>: cross-section in mm<sup>2</sup>

### Approvals - standards

- IEC 60228 / IEC 60092-353.  
• IEC 60092-360.
- IEC 60332-1 / IEC 60332-3.
- IEC 61034-2 / IEC 60754-1 / IEC 60754-2.

### Markings

- OMERIN – ENERSYL < OS xx xx 331 SHF1  
POWER >> cross-section > – 600/1000V – < batch >  
– < year >

### Standard products

- Sheath: orange.
- Insulation: black.

### Technical characteristics

#### Thermal

- Continuous operating temperature: -30 °C to +80 °C.
- Maximum core temperature: +95 °C.

#### Electrical

- Rated voltage: 600/1000 V.
- Test voltage: 3500 V.

#### Smoke - fire

- Flame retardant – cable alone: IEC 60332-1-2 / NF C 32-070 test C2.
- Flame retardant – bunched cable: IEC 60332-3-22 cat. A.
- Fire retardant: NF C 32-070 test C1.
- Low smoke density: IEC 61034-2.
- Halogen-free: IEC 60754-1.
- Low corrosivity of gas emissions: IEC 60754-2.

#### Resistance of outer sheath to chemical attacks as per OMERIN test report NT140220-01:

- Good resistance to acid.
- Good resistance to base.
- Fairly good resistance to aliphatic hydrocarbons.
- Resistance to water: type AD7 as per IEC 60529 without immersion of ends.
- Resistance to UV ≥ 2000 hours as per EN 16472.

### Options

- SHF2: cross-linked HFFR outer sheath, type SHF2.
- Other colours: contact us.
- Electrical screen using copper/PET tape: contact us.
- ATEX as per NF C 15-100 part 4-42 / EN 60079-14.  
Particularly suited for static facilities in potentially explosive environments, excluding the "i" intrinsic safety protection mode.  
> ENERSYL® OS BG 331 EX SHF1 POWER: with a HFFR sheath under the armour and without hygroscopic separating tape.

For this product, please contact:

OMERIN division principale

Zone Industrielle - F 63600 Ambert  
Tel. +33 (0)4 73 82 50 00 - Fax +33 (0)4 73 82 50 10  
omerin@omerin.com

OMERIN division silisol

BP 87 - ZI du Devev - F 42000 Saint-Etienne  
Tel. +33 (0)4 77 81 36 00 - Fax +33 (0)4 77 81 37 00  
silisol@omerin.com

**omerin**  
LES CABLES DE L'EXTREME

[www.omerin.com](http://www.omerin.com)

The information provided in this technical data sheet is indicative and may be modified without prior notice, laying, wiring and electrical conditions and the environment of the cable can not be fully considered in our studies. In no way the company OMERIN shall be held responsible for any incidents in the case of inappropriate uses, particularly in the case of wiring conditions that do not respect the good practice and the standards in force.  
For an optimum use of the cables produced by our company, we recommend testing in real conditions. Our sales department is available for a possible provision of samples, and/or for the conditions of a complete study in our laboratories.  
© Registered trademark of the OMERIN Group. Drawings and photos are not contractual. Reproduction is prohibited without the prior agreement of OMERIN.

## NON-SHIELDED CABLES

## ARMoured CABLES

Nominal cross-section (mm <sup>2</sup> )	Nominal stranding	Nominal thickness of insulation (mm)	Nominal diameter of conductors (mm)	Nominal thickness of the sheath (mm)	Nominal outside diameter* (mm)	Approximate linear weight (kg/km)	Nominal thickness of the sheath (mm)	Nominal outside diameter* (mm)	Approximate linear weight (kg/km)	Max. linear resistance at 20 °C (Ω/km)
1.5	7 / 0.52	1.0	3.6	1.0	6.0	57	0.8	9.0	135	12.2
2.5	19 / 0.41	1.0	4.1	1.0	6.5	74	0.8	9.3	153	7.56
4	56 / 0.30	1.0	4.7	1.0	7.1	93	0.8	9.9	179	5.09
6	84 / 0.30	1.0	5.2	1.0	7.6	115	0.8	10.4	206	3.39
10	77/0.40	1.0	6.4	1.1	9.1	169	0.8	10.4	282	1.95
16	119 / 0.40	1.0	7.8	1.1	10.5	233	0.9	13.6	365	1.24
25	192 / 0.40	1.2	9.6	1.2	12.5	345	0.9	15.7	504	0.795
35	259 / 0.40	1.2	11.0	1.2	13.9	445	0.9	17.3	629	0.565
50	370 / 0.40	1.4	13.2	1.3	16.4	621	1.0	20.0	857	0.393
70	333 / 0.50	1.4	14.8	1.3	18.0	802	1.0	21.8	1070	0.277
95	444 / 0.50	1.6	17.4	1.4	20.8	1071	1.1	24.6	1378	0.210
120	568 / 0.50	1.6	19.4	1.5	23.0	1350	1.1	27.0	1701	0.164
150	703 / 0.50	1.8	21.4	1.5	25.0	1639	1.2	29.0	2019	0.132
185	888 / 0.50	2.0	23.9	1.6	27.7	2050	1.2	31.9	2484	0.108
240	1184 / 0.50	2.2	26.4	1.7	30.4	2619	1.3	34.6	3094	0.0817
300	1480 / 0.50	2.4	29.9	1.8	34.1	3271	1.4	38.5	3819	0.0654

\* The rated outer diameter of cables may vary by +/- 15% depending on the options selected.

For this product, please contact:

**OMERIN division principale**

Zone Industrielle - F 63600 Ambert

Tel. +33 (0)4 73 82 50 00 - Fax +33 (0)4 73 82 50 10

omerin@omerin.com

**OMERIN division silisol**

BP 87 - ZI du Devey - F 42000 Saint-Étienne

Tel. +33 (0)4 77 81 36 00 - Fax +33 (0)4 77 81 37 00

silisol@omerin.com

[www.omerin.com](http://www.omerin.com)

**omerin**  
LES CABLES DE L'EXTREME

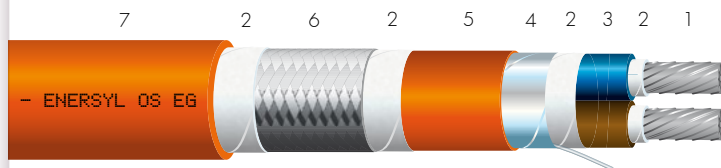
The information provided in this technical data sheet is indicative and may be modified without prior notice, laying, wiring and electrical conditions and the environment of the cable can not be fully considered in our studies. In no way the company OMERIN shall be held responsible for any incidents in the case of inappropriate uses, particularly in the case of wiring conditions that do not respect the good practice and the standards in force.

For an optimum use of the cables produced by our company, we recommend testing in real conditions. Our sales department is available for a possible provision of samples, and/or for the conditions of a complete study in our laboratories.

© Registered trademark of the OMERIN Group. Drawings and photos are not contractual. Reproduction is prohibited without the prior agreement of OMERIN.

# ENERSYL® OS 331 SHF1 POWER

## Multicore power cables



- 1 • Tin-plated copper core, class 2 or 5 as per IEC 60228.
- 2 • Optional separating tape.
- 3 • Insulation: silicone rubber, type S 95 + optional filler(s).
- 4 • (optional) electrical screen: aluminium/PET tape + continuity wire (EG) / tin-plated copper braid (BE) / bare copper braid (BR).
- 5 • (optional) Internal sheath: HFFR, type SHF1.
- 6 • (optional) Armour: galvanized steel braid (BG) / double steel tape (FA).
- 7 • Outer sheath: HFFR, type SHF1.

### Reference

- (example) ENERSYL® OS EG BG 331 SHF1 POWER 2x4 mm<sup>2</sup>  
OS: for offshore applications  
EG, BE, BR: type of electrical screen  
BG, FA: type of armour  
331 : fire resistant cable  
SHF1: nature of sheath material  
POWER: power cable  
2: number of conductors  
X, G: type of assembly without (X) or with (G) an earth wire  
4 mm<sup>2</sup>: cross-section in mm<sup>2</sup>

### Approvals - standards

- IEC 60228 / IEC 60092-353.  
• IEC 60092-360.
- IEC 60332-1 / IEC 60332-3.
- IEC 61034-2 / IEC 60754-1 / IEC 60754-2.

### Markings

- OMERIN – ENERSYL < OS xx xx 331 SHF1  
POWER >> cross-section > – 600/1000V – < batch >  
– < year >

### Standard products

- Sheath: orange.
- Colour identification of conductors:  
< up to 5 conductors: as per HD 308 S2.  
> more than 5 conductors: black numbered.

### Technical characteristics

#### Thermal

- Continuous operating temperature: -30 °C to +80 °C.
- Maximum core temperature: +95 °C.

#### Electrical

- Rated voltage: 600/1000 V.
- Test voltage: 3500 V.

#### Smoke - fire

- Flame retardant – cable alone: IEC 60332-1-2 / NF C 32-070 test C2.
- Flame retardant – bunched cable: IEC 60332-3-22 cat. A.
- Fire retardant: NF C 32-070 test C1.
- Low smoke density: IEC 61034-2.
- Halogen-free: IEC 60754-1.
- Low corrosivity of gas emissions: IEC 60754-2.

#### Resistance of outer sheath to chemical attacks as per OMERIN test report NT140220-01:

- Good resistance to acid.
- Good resistance to base.
- Fairly good resistance to aliphatic hydrocarbons.
- Resistance to water: type AD7 as per IEC 60529 without immersion of ends.
- Resistance to UV ≥ 2000 hours as per EN 16472.

### Options

- SHF2: cross-linked HFFR outer sheath, type SHF2.
- Other colours: contact us.
- Electrical screen using copper/PET tape: contact us.
- ATEX as per NF C 15-100 part 4-42 / EN 60079-14.  
Particularly suited for static facilities in potentially explosive environments, excluding the "i" intrinsic safety protection mode.  
> ENERSYL® OS BG 331 EX SHF1 POWER: with a HFFR sheath under the armour and without hygroscopic separating tape.

For this product, please contact:

OMERIN division principale

Zone Industrielle - F 63600 Ambert  
Tel. +33 (0)4 73 82 50 00 - Fax +33 (0)4 73 82 50 10  
omerin@omerin.com

OMERIN division silisol

BP 87 - ZI du Devey - F 42000 Saint-Etienne  
Tel. +33 (0)4 77 81 36 00 - Fax +33 (0)4 77 81 37 00  
silisol@omerin.com

**omerin**  
LES CABLES DE L'EXTREME

[www.omerin.com](http://www.omerin.com)

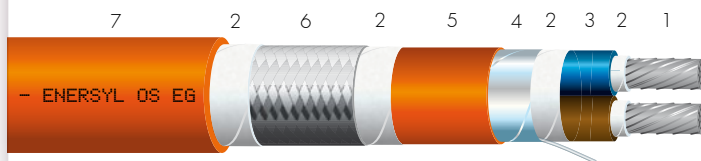
The information provided in this technical data sheet is indicative and may be modified without prior notice, laying, wiring and electrical conditions and the environment of the cable can not be fully considered in our studies. In no way the company OMERIN shall be held responsible for any incidents in the case of inappropriate uses, particularly in the case of wiring conditions that do not respect the good practice and the standards in force.  
For an optimum use of the cables produced by our company, we recommend testing in real conditions. Our sales department is available for a possible provision of samples, and/or for the conditions of a complete study in our laboratories.  
© Registered trademark of the OMERIN Group. Drawings and photos are not contractual. Reproduction is prohibited without the prior agreement of OMERIN.

NON-SHIELDED CABLES							ARMoured CABLES			
Nominal cross-section (mm <sup>2</sup> )	Nominal stranding	Nominal thickness of insulation (mm)	Nominal diameter of conductors (mm)	Nominal thickness of the sheath (mm)	Nominal outside diameter* (mm)	Approximate linear weight (kg/km)	Nominal thickness of the sheath (mm)	Nominal outside diameter* (mm)	Approximate linear weight (kg/km)	Max. linear resistance at 20 °C (Ω/km)
2 x 1.5	7 / 0.52	1.0	3.6	1.1	9.9	108	0.9	13.0	233	12.2
3 x 1.5	7 / 0.52	1.0	3.6	1.1	10.5	136	0.9	13.6	268	12.2
4 x 1.5	7 / 0.52	1.0	3.6	1.2	11.6	172	0.9	14.7	317	12.2
5 x 1.5	7 / 0.52	1.0	3.6	1.2	12.6	203	0.9	15.8	364	12.2
7 x 1.5	7 / 0.52	1.0	3.6	1.2	13.7	260	1.0	17.0	438	12.2
12 x 1.5	7 / 0.52	1.0	3.6	1.4	18.4	433	1.1	22.0	701	12.2
19 x 1.5	7 / 0.52	1.0	3.6	1.5	21.6	640	1.2	25.5	965	12.2
24 x 1.5	7 / 0.52	1.0	3.6	1.6	25.4	806	1.2	29.4	1192	12.2
27 x 1.5	7 / 0.52	1.0	3.6	1.7	26.1	898	1.3	30.2	1301	12.2
37 x 1.5	7 / 0.52	1.0	3.6	1.8	29.4	1188	1.3	33.6	1648	12.2
2 x 2.5	19 / 0.41	1.0	4.1	1.1	10.9	139	0.9	14.0	276	7.56
3 x 2.5	19 / 0.41	1.0	4.1	1.2	11.8	185	0.9	15.0	336	7.56
4 x 2.5	19 / 0.41	1.0	4.1	1.2	12.8	229	0.9	16.0	392	7.56
5 x 2.5	19 / 0.41	1.0	4.1	1.2	14.0	273	1.0	17.4	458	7.56
7 x 2.5	19 / 0.41	1.0	4.1	1.3	15.5	365	1.0	19.1	589	7.56
12 x 2.5	19 / 0.41	1.0	4.1	1.5	20.7	601	1.1	24.4	906	7.56
19 x 2.5	19 / 0.41	1.0	4.1	1.6	24.3	896	1.2	28.2	1260	7.56
24 x 2.5	19 / 0.41	1.0	4.1	1.7	28.6	1128	1.3	32.7	1568	7.56
27 x 2.5	19 / 0.41	1.0	4.1	1.8	29.4	1257	1.3	33.6	1717	7.56
37 x 2.5	19 / 0.41	1.0	4.1	1.9	33.1	1672	1.4	37.4	2196	7.56
2 x 4	56 / 0.30	1.0	4.7	1.2	12.3	184	0.9	15.5	341	5.09
3 x 4	56 / 0.30	1.0	4.7	1.2	13.1	241	0.9	16.3	407	5.09
4 x 4	56 / 0.30	1.0	4.7	1.2	14.3	301	1.0	17.7	490	5.09
5 x 4	56 / 0.30	1.0	4.7	1.3	15.9	373	1.0	19.5	603	5.09
7 x 4	56 / 0.30	1.0	4.7	1.3	17.3	488	1.0	20.9	737	5.09
12 x 4	56 / 0.30	1.0	4.7	1.5	23.2	811	1.2	27.0	1158	5.09
2 x 6	84 / 0.30	1.0	5.2	1.2	13.3	230	1.0	16.7	406	3.39
3 x 6	84 / 0.30	1.0	5.2	1.2	14.1	307	1.0	17.5	494	3.39
4 x 6	84 / 0.30	1.0	5.2	1.3	15.8	399	1.0	19.3	627	3.39
5 x 6	84 / 0.30	1.0	5.2	1.4	17.4	490	1.1	21.1	745	3.39
7 x 6	84 / 0.30	1.0	5.2	1.4	19.0	646	1.1	22.8	928	3.39
2 x 10	77 / 0.40	1.0	6.4	1.3	16.0	339	1.0	19.6	570	1.95
3 x 10	77 / 0.40	1.0	6.4	1.3	17.0	460	1.0	20.6	705	1.95
4 x 10	77 / 0.40	1.0	6.4	1.4	18.9	594	1.1	22.6	875	1.95
5 x 10	77 / 0.40	1.0	6.4	1.4	20.7	721	1.1	24.4	1027	1.95
2 x 16	119 / 0.40	1.0	7.8	1.4	19.0	479	1.1	22.8	761	1.24
3 x 16	119 / 0.40	1.0	7.8	1.4	20.2	658	1.1	24.0	958	1.24
4 x 16	119 / 0.40	1.0	7.8	1.5	22.5	853	1.1	26.2	1184	1.24
5 x 16	119 / 0.40	1.0	7.8	1.5	24.7	1040	1.2	28.6	1415	1.24
2 x 25	192 / 0.40	1.2	9.6	1.5	22.8	707	1.1	26.8	1055	0.795
3 x 25	192 / 0.40	1.2	9.6	1.5	24.3	984	1.2	28.3	1355	0.795
4 x 25	192 / 0.40	1.2	9.6	1.6	27.0	1282	1.2	31.2	1705	0.795
5 x 25	192 / 0.40	1.2	9.6	1.7	29.9	1583	1.3	34.1	2050	0.795
2 x 35	259 / 0.40	1.2	11.0	1.6	25.8	924	1.2	29.8	1315	0.565
3 x 35	259 / 0.40	1.2	11.0	1.6	27.6	1294	1.2	31.7	1726	0.565
4 x 35	259 / 0.40	1.2	11.0	1.7	30.6	1689	1.3	34.8	2166	0.565
5 x 35	259 / 0.40	1.2	11.0	1.8	33.9	2088	1.4	38.3	2632	0.565
2 x 50	370 / 0.40	1.4	13.2	1.7	30.4	1277	1.3	34.6	1752	0.393
3 x 50	370 / 0.40	1.4	13.2	1.8	32.7	1818	1.3	37.1	2345	0.393
4 x 50	370 / 0.40	1.4	13.2	1.9	36.3	2374	1.4	40.7	2957	0.393
5 x 50	370 / 0.40	1.4	13.2	2.0	40.2	2936	1.5	44.8	3600	0.393
2 x 70	333 / 0.50	1.4	14.8	1.8	33.8	1661	1.4	38.2	2204	0.277
3 x 70	333 / 0.50	1.4	14.8	1.9	36.4	2377	1.4	40.7	2959	0.277
4 x 70	333 / 0.50	1.4	14.8	2.0	40.4	3110	1.5	45.0	3776	0.277
2 x 95	444 / 0.50	1.6	17.4	2.0	39.4	2229	1.5	44.0	2879	0.210
3 x 95	444 / 0.50	1.6	17.4	2.1	42.4	3194	1.5	46.9	3892	0.210

\* The rated outer diameter of cables may vary by +/- 15% depending on the options selected.



# ENERSYL® OS 331 SHF1 CONTROL Control cables



- 1 • Stranded tin-plated copper core, class 2 as per IEC 60228.
- 2 • Optional separating tape.
- 3 • Insulation: silicone rubber, type S 95 + optional filler(s).
- 4 • (optional) Electrical screen: aluminium/PET tape + continuity wire (EG) / tin-plated copper braid (BE) / bare copper braid (BR).
- 5 • (optional) Internal sheath: HFFR, type SHF1.
- 6 • (optional) Armour: galvanized steel braid (BG) / double steel tape (FA).
- 7 • Outer sheath: HFFR, type SHF1.

## Reference

- (example) ENERSYL® OS EG BG 331 SHF1  
CONTROL 19x1,5 mm<sup>2</sup>  
OS: for offshore applications  
EG, BE, BR: type of electrical screen  
BG, FA: type of armour  
331 : fire resistant cable  
SHF1: nature of sheath material  
CONTROL: control cable  
19: number of conductors  
X, G: type of assembly without (X)  
or with (G) an earth wire  
1.5 mm<sup>2</sup>: cross-section in mm<sup>2</sup>

## Approvals - standards

- IEC 60228 / IEC 60092-376.  
• IEC 60092-360.
- IEC 60332-1 / IEC 60332-3.
- IEC 61034-2 / IEC 60754-1 / IEC 60754-2.

## Markings

- OMERIN – ENERSYL < OS xx xx 331 SHF1  
CONTROL > < cross-section > – 450/750 V  
– < batch > – < year >

## Standard products

- Sheath: orange.
- Colour identification of conductors:  
< up to 5 conductors: as per HD 308 S2.  
> more than 5 conductors: white numbered.

## Technical characteristics

### Thermal

- Continuous operating temperature: -30°C to +80°C.
- Maximum core temperature: +95 °C.

### Electrical

- Rated voltage: 450/750 V.
- Test voltage: 2500 V.

### Smoke - fire

- Flame retardant – cable alone: IEC 60332-1-2 / NF C 32-070 test C2.
- Flame retardant – bunched cable: IEC 60332-3-22 cat. A.
- Fire retardant: NF C 32-070 test C1.
- Low smoke density: IEC 61034-2.
- Halogen-free: IEC 60754-1.
- Low corrosivity of gas emissions: IEC 60754-2.

### Resistance of outer sheath to chemical attacks as per OMERIN test report NT140220-01:

- Good resistance to acid.
- Good resistance to base.
- Fairly good resistance to aliphatic hydrocarbons.
- Resistance to water: type AD7 as per IEC 60529 without immersion of ends.
- Resistance to UV ≥ 2000 hours as per EN 16472.

## Options

- SHF2: cross-linked HFFR outer sheath, type SHF2.
- Other colours: contact us.
- ATEX as per EN 60079-14.  
Particularly suited for static facilities in potentially explosive environments with "i" intrinsic safety protection mode, requiring specific identification of cables.  
Colour of the sheath: blue as per EN 60079-14 part 16.2.2.6.  
> ENERSYL® OS 331 EX SHF1 CONTROL: without electrical screen.  
> ENERSYL® OS BE 331 EX SHF1 CONTROL: with electrical screen.

For this product, please contact:

OMERIN division principale

Zone Industrielle - F 63600 Ambert  
Tel. +33 (0)4 73 82 50 00 - Fax +33 (0)4 73 82 50 10  
omerin@omerin.com

OMERIN division silisol

BP 87 - ZI du Devey - F 42000 Saint-Etienne  
Tel. +33 (0)4 77 81 36 00 - Fax +33 (0)4 77 81 37 00  
silisol@omerin.com

[www.omerin.com](http://www.omerin.com)

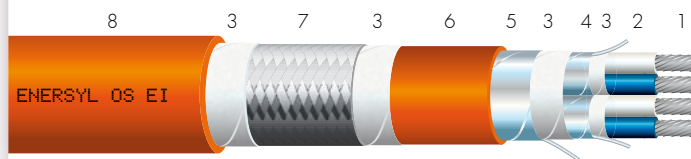
The information provided in this technical data sheet is indicative and may be modified without prior notice, laying, wiring and electrical conditions and the environment of the cable can not be fully considered in our studies. In no way the company OMERIN shall be held responsible for any incidents in the case of inappropriate uses, particularly in the case of wiring conditions that do not respect the good practice and the standards in force.  
For an optimum use of the cables produced by our company, we recommend testing in real conditions. Our sales department is available for a possible provision of samples, and/or for the conditions of a complete study in our laboratories.  
© Registered trademark of the OMERIN Group. Drawings and photos are not contractual. Reproduction is prohibited without the prior agreement of OMERIN.

Nominal cross-section (mm <sup>2</sup> )	Nominal stranding	Nominal thickness of insulation (mm)	Nominal diameter of conductors (mm)	NON-SHIELDED CABLES			ARMoured CABLES			Max. linear resistance at 20 °C (Ω/km)
				Nominal thickness of the sheath (mm)	Nominal outside diameter* (mm)	Approximate linear weight (kg/km)	Nominal thickness of the sheath (mm)	Nominal outside diameter* (mm)	Approximate linear weight (kg/km)	
2 x 0.5	7 / 0.30	0.6	2.1	1.0	6.6	48	0.8	9.6	133	36.7
3 x 0.5	7 / 0.30	0.6	2.1	1.0	6.9	59	0.8	9.9	147	36.7
4 x 0.5	7 / 0.30	0.6	2.1	1.0	7.5	70	0.8	10.5	165	36.7
5 x 0.5	7 / 0.30	0.6	2.1	1.0	8.1	81	0.8	11.1	183	36.7
7 x 0.5	7 / 0.30	0.6	2.1	1.1	9.0	108	0.9	12.1	223	36.7
12 x 0.5	7 / 0.30	0.6	2.1	1.2	11.6	170	0.9	14.8	319	36.7
19 x 0.5	7 / 0.30	0.6	2.1	1.2	13.4	240	1.0	16.8	418	36.7
24 x 0.5	7 / 0.30	0.6	2.1	1.3	15.8	306	1.0	19.4	534	36.7
27 x 0.5	7 / 0.30	0.6	2.1	1.3	16.1	334	1.0	19.7	566	36.7
37 x 0.5	7 / 0.30	0.6	2.1	1.4	18.1	439	1.1	21.9	708	36.7
2 x 0.75	7 / 0.37	0.6	2.4	1.0	7.2	60	0.8	10.2	151	24.8
3 x 0.75	7 / 0.37	0.6	2.4	1.0	7.6	73	0.8	10.6	170	24.8
4 x 0.75	7 / 0.37	0.6	2.4	1.0	8.3	90	0.8	11.3	195	24.8
5 x 0.75	7 / 0.37	0.6	2.4	1.1	9.2	110	0.8	12.2	224	24.8
7 x 0.75	7 / 0.37	0.6	2.4	1.1	9.9	138	0.9	13.0	263	24.8
12 x 0.75	7 / 0.37	0.6	2.4	1.2	12.9	219	0.9	16.1	383	24.8
19 x 0.75	7 / 0.37	0.6	2.4	1.3	15.1	321	1.0	18.7	540	24.8
24 x 0.75	7 / 0.37	0.6	2.4	1.3	17.6	401	1.0	21.2	653	24.8
27 x 0.75	7 / 0.37	0.6	2.4	1.4	18.2	447	1.1	21.8	712	24.8
37 x 0.75	7 / 0.37	0.6	2.4	1.4	20.2	580	1.1	24.0	879	24.8
2 x 1	7 / 0.43	0.6	2.5	1.0	7.4	68	0.8	10.4	162	18.2
3 x 1	7 / 0.43	0.6	2.5	1.0	7.8	84	0.8	10.8	183	18.2
4 x 1	7 / 0.43	0.6	2.5	1.0	8.8	108	0.8	11.8	217	18.2
5 x 1	7 / 0.43	0.6	2.5	1.1	9.5	126	0.8	12.6	246	18.2
7 x 1	7 / 0.43	0.6	2.5	1.1	10.2	159	0.9	13.3	288	18.2
12 x 1	7 / 0.43	0.6	2.5	1.2	13.3	253	0.9	16.6	426	18.2
19 x 1	7 / 0.43	0.6	2.5	1.3	15.7	377	1.0	19.3	604	18.2
24 x 1	7 / 0.43	0.6	2.5	1.3	18.4	474	1.0	22.2	748	18.2
27 x 1	7 / 0.43	0.6	2.5	1.3	18.8	520	1.0	22.5	799	18.2
37 x 1	7 / 0.43	0.6	2.5	1.4	21.1	687	1.1	24.9	999	18.2
2 x 1.5	7 / 0.52	0.7	3.0	1.0	8.7	92	0.8	11.7	201	12.2
3 x 1.5	7 / 0.52	0.7	3.0	1.1	9.2	115	0.8	12.3	232	12.2
4 x 1.5	7 / 0.52	0.7	3.0	1.1	10.0	141	0.9	13.1	267	12.2
5 x 1.5	7 / 0.52	0.7	3.0	1.1	10.8	166	0.9	13.9	302	12.2
7 x 1.5	7 / 0.52	0.7	3.0	1.1	11.9	218	0.9	15.1	370	12.2
12 x 1.5	7 / 0.52	0.7	3.0	1.3	15.7	354	1.0	19.2	581	12.2
19 x 1.5	7 / 0.52	0.7	3.0	1.4	18.4	525	1.1	22.2	799	12.2
24 x 1.5	7 / 0.52	0.7	3.0	1.5	21.6	661	1.1	25.5	985	12.2
27 x 1.5	7 / 0.52	0.7	3.0	1.5	22.1	726	1.1	25.9	1057	12.2
37 x 1.5	7 / 0.52	0.7	3.0	1.6	24.8	964	1.2	28.8	1341	12.2
2 x 2.5	19 / 0.41	0.7	3.4	1.1	9.5	119	0.9	12.6	240	7.56
3 x 2.5	19 / 0.41	0.7	3.4	1.1	10.0	153	0.9	13.1	280	7.56
4 x 2.5	19 / 0.41	0.7	3.4	1.1	10.9	189	0.9	14.0	326	7.56
5 x 2.5	19 / 0.41	0.7	3.4	1.2	12.1	231	0.9	15.3	385	7.56
7 x 2.5	19 / 0.41	0.7	3.4	1.2	13.1	298	0.9	16.4	469	7.56
12 x 2.5	19 / 0.41	0.7	3.4	1.3	17.5	497	1.0	21.2	754	7.56
19 x 2.5	19 / 0.41	0.7	3.4	1.4	20.6	743	1.1	24.4	1048	7.56
24 x 2.5	19 / 0.41	0.7	3.4	1.6	24.2	935	1.2	28.2	1303	7.56
27 x 2.5	19 / 0.41	0.7	3.4	1.6	24.7	1031	1.2	28.7	1407	7.56
37 x 2.5	19 / 0.41	0.7	3.4	1.7	27.8	1376	1.3	32.0	1811	7.56

\* The rated outer diameter of cables may vary by +/- 15% depending on the options selected.

# ENERSYL® OS 331 SHF1 INSTRUM

## Instrumentation cables



- 1 • Stranded tin-plated copper core, class 2 as per IEC 60228.
- 2 • Insulation: silicone rubber, type S 95 + optional filler(s).
- 3 • Optional separating tape.
- 4 • (optional) Individual electrical screen (EI): aluminium/PET tape + continuity wire.
- 5 • (optional) General electrical screen: aluminium/PET tape + continuity wire (EG) / tin-plated copper braid (BE) / bare copper braid (BR).
- 6 • (optional) Internal sheath: HFFR, type SHF1.
- 7 • (optional) Armour: galvanized steel braid (BG) / double steel tape (FA).
- 8 • Outer sheath: HFFR, type SHF1.

### Reference

- (example) ENERSYL® OS EI EG BG 331 SHF1 INSTRUM 2P1,5 mm<sup>2</sup>  
OS: for offshore applications  
EI, EG, BE, BR: type of electrical screen  
BG, FA: type of armour  
331 : fire resistant cable  
SHF1: nature of sheath material  
INSTRUM: instrumentation cable  
2 : number of pairs, triples or quads  
P, T, Q: pairs, triples or quads  
1.5 mm<sup>2</sup>: cross-section in mm<sup>2</sup>

### Approvals - standards

- IEC 60228 / IEC 60092-376.  
• IEC 60092-360.
- IEC 60332-1 / IEC 60332-3.
- IEC 61034-2 / IEC 60754-1 / IEC 60754-2.

### Markings

- OMERIN – ENERSYL < OS xx xx 331 SHF1 INSTRUM > < cross-section > – 300/500V  
– < batch > – < year >

### Standard products

- Sheath: orange.
- Colour identification of conductors:  
> Pair: white and blue numbered.  
> Triple: white, red and blue numbered.  
> Quad: white, black, red and blue numbered.

### Technical characteristics

#### Thermal

- Continuous operating temperature: -30°C to +80°C.
- Maximum core temperature: +95 °C.

#### Electrical

- Rated voltage: 300/500 V.
- Test voltage: 2000 V.

#### Smoke - fire

- Flame retardant – cable alone: IEC 60332-1-2 / NF C 32-070 test C2.
- Flame retardant – bunched cable: IEC 60332-3-22 cat. A.
- Fire retardant: NF C 32-070 test C1.
- Low smoke density: IEC 61034-2.
- Halogen-free: IEC 60754-1.
- Low corrosivity of gas emissions: IEC 60754-2.

#### Resistance of outer sheath to chemical attacks as per OMERIN test report NT140220-01:

- Good resistance to acid.
- Good resistance to base.
- Fairly good resistance to aliphatic hydrocarbons.
- Resistance to water: type AD7 as per IEC 60529 without immersion of ends.
- Resistance to UV ≥ 2000 hours as per EN 16472.

### Options

- SHF2: cross-linked HFFR outer sheath, type SHF2.
- Other colours: contact us.
- Electrical screen using copper/PET tape: contact us.
- ATEX as per EN 60079-14.

Particularly suited for static facilities in potentially explosive environments with "i" intrinsic safety protection mode, requiring specific identification of cables.

Colour of the sheath: blue as per EN 60079-14 part 16.2.2.6.

> ENERSYL® OS EI BE 331 EX SHF1 INSTRUM:

with individual electrical screen (aluminium/PET tape) and general (tin-plated copper braid).

> ENERSYL® OS EI EG 331 EX SHF1 INSTRUM:

with individual and general electrical screen (aluminium/PET tape).

> ENERSYL® OS BE 331 EX SHF1 INSTRUM:

with general electrical screen (tin-plated copper braid).

> ENERSYL® OS EG 331 EX SHF1 INSTRUM:

with general electrical screen (aluminium/PET tape).

For this product, please contact:

OMERIN division principale

Zone Industrielle - F 63600 Ambert  
Tel. +33 (0)4 73 82 50 00 - Fax +33 (0)4 73 82 50 10  
omerin@omerin.com

OMERIN division silisol

BP 87 - ZI du Devey - F 42000 Saint-Etienne  
Tel. +33 (0)4 77 81 36 00 - Fax +33 (0)4 77 81 37 00  
silisol@omerin.com

**omerin**  
LES CABLES DE L'EXTREME

[www.omerin.com](http://www.omerin.com)

The information provided in this technical data sheet is indicative and may be modified without prior notice, laying, wiring and electrical conditions and the environment of the cable can not be fully considered in our studies. In no way the company OMERIN shall be held responsible for any incidents in the case of inappropriate uses, particularly in the case of wiring conditions that do not respect the good practice and the standards in force.  
For an optimum use of the cables produced by our company, we recommend testing in real conditions. Our sales department is available for a possible provision of samples, and/or for the conditions of a complete study in our laboratories.

© Registered trademark of the OMERIN Group. Drawings and photos are not contractual. Reproduction is prohibited without the prior agreement of OMERIN.

Number of pairs, triples or quads	Nominal cross-section (mm <sup>2</sup> )	Nominal stranding	Maximum linear resistance at 20 °C (Ω/km)	Nominal thickness of insulation (mm)	Nominal diameter of conductors (mm)	NON-SHIELDED CABLES Nominal outside diameter* (mm)						ARMoured CABLES Nominal outside diameter* (mm)					
						Pairs		Triples		Quads		Pairs		Triples		Quads	
						EG	EI	EG	EI	EG	EI	EG	EI	EG	EI	EG	EI
1	0.5	7 / 0.30	36.7	0.6	2.1	6.6		6.9		7.5		9.6		9.9		10.5	
2 **	0.5	7 / 0.30	36.7	0.6	2.1	7.5	10.2	10.5	11.4	13.0	13.1	10.5	13.3	13.6	14.6	16.4	16.5
3	0.5	7 / 0.30	36.7	0.6	2.1	10.0	10.8	11.3	12.1	14.0	14.1	13.1	13.9	14.5	15.3	17.4	17.5
4	0.5	7 / 0.30	36.7	0.6	2.1	10.9	11.9	12.4	13.2	15.4	15.5	14.0	15.1	15.6	16.6	19.0	19.1
5	0.5	7 / 0.30	36.7	0.6	2.1	12.1	13.0	13.5	14.6	17.0	17.1	15.3	16.4	16.9	18.0	20.7	20.8
6	0.5	7 / 0.30	36.7	0.6	2.1	13.1	14.3	14.8	16.0	18.5	18.6	16.5	17.7	18.2	19.6	22.3	22.4
7	0.5	7 / 0.30	36.7	0.6	2.1	13.1	14.3	14.8	16.0	18.5	18.6	16.5	17.7	18.2	19.6	22.3	22.4
8	0.5	7 / 0.30	36.7	0.6	2.1	14.9	16.1	16.9	18.1			18.3	19.7	20.6	21.9		
9	0.5	7 / 0.30	36.7	0.6	2.1	16.2	17.6	18.3	19.6			19.7	21.4	22.1	23.4		
12	0.5	7 / 0.30	36.7	0.6	2.1	17.6	19.0	19.9	21.3			21.4	22.7	23.7	25.2		
19	0.5	7 / 0.30	36.7	0.6	2.1	20.7	22.3	23.4	25.1			24.5	26.3	27.4	29.1		
24	0.5	7 / 0.30	36.7	0.6	2.1	24.4	26.4					28.3	30.6				
37	0.5	7 / 0.30	36.7	0.6	2.1	28.2	30.4					32.4	34.6				
1	0.75	7 / 0.37	24.8	0.6	2.4	7.2		7.6		8.3		10.2		10.6		11.3	
2 **	0.75	7 / 0.37	24.8	0.6	2.4	8.3	11.2	11.8	12.6	14.4	14.5	11.3	14.3	14.9	15.8	17.8	17.9
3	0.75	7 / 0.37	24.8	0.6	2.4	11.1	12.1	12.5	13.4	15.6	15.7	14.2	15.3	15.7	16.7	19.2	19.3
4	0.75	7 / 0.37	24.8	0.6	2.4	12.3	13.2	13.7	14.9	17.2	17.3	15.5	16.4	17.0	18.3	20.7	20.8
5	0.75	7 / 0.37	24.8	0.6	2.4	13.4	14.4	15.2	16.4	19.0	19.1	16.7	17.8	18.7	19.9	22.7	22.8
6	0.75	7 / 0.37	24.8	0.6	2.4	14.8	16.0	16.6	18.0	20.9	21.0	18.2	19.6	20.2	21.7	24.7	24.8
7	0.75	7 / 0.37	24.8	0.6	2.4	14.8	16.0	16.6	18.0	20.9	21.0	18.2	19.6	20.2	21.7	24.7	24.8
8	0.75	7 / 0.37	24.8	0.6	2.4	16.7	18.1	18.9	20.2			20.2	21.8	22.6	24.0		
9	0.75	7 / 0.37	24.8	0.6	2.4	18.3	19.6	20.4	22.1			21.9	23.4	24.2	25.9		
12	0.75	7 / 0.37	24.8	0.6	2.4	19.7	21.4	22.3	24.1			23.4	25.1	26.1	28.0		
19	0.75	7 / 0.37	24.8	0.6	2.4	23.2	25.2	26.3	28.4			27.0	29.1	30.2	32.5		
24	0.75	7 / 0.37	24.8	0.6	2.4	27.5	29.8					31.6	34.0				
37	0.75	7 / 0.37	24.8	0.6	2.4	31.7	34.3					35.9	38.7				
1	1	7 / 0.43	18.2	0.6	2.5	7.4		7.8		8.8		10.4		10.8		11.8	
2 **	1	7 / 0.43	18.2	0.6	2.5	8.6	11.8	12.2	13.1	15.1	15.3	11.6	15.0	15.4	16.4	18.7	18.9
3	1	7 / 0.43	18.2	0.6	2.5	11.7	12.5	12.9	13.9	16.2	16.3	14.9	15.7	16.2	17.3	19.7	19.8
4	1	7 / 0.43	18.2	0.6	2.5	12.7	13.7	14.4	15.5	17.9	18.0	15.9	17.1	17.8	19.0	21.7	21.8
5	1	7 / 0.43	18.2	0.6	2.5	13.9	15.1	15.8	16.9	19.6	19.7	17.3	18.7	19.3	20.5	23.4	23.5
6	1	7 / 0.43	18.2	0.6	2.5	15.4	16.6	17.4	18.6	21.7	21.8	19.0	20.1	21.1	22.4	25.4	25.5
7	1	7 / 0.43	18.2	0.6	2.5	15.4	16.6	17.4	18.6	21.7	21.8	19.0	20.1	21.1	22.4	25.4	25.5
8	1	7 / 0.43	18.2	0.6	2.5	17.4	18.8	19.5	21.1			21.1	22.5	23.3	24.9		
9	1	7 / 0.43	18.2	0.6	2.5	18.9	20.5	21.4	22.9			22.6	24.3	25.1	26.8		
12	1	7 / 0.43	18.2	0.6	2.5	20.6	22.1	23.2	24.9			24.3	26.0	27.2	28.9		
19	1	7 / 0.43	18.2	0.6	2.5	24.2	26.3	27.4	29.6			28.2	30.3	31.6	33.7		
24	1	7 / 0.43	18.2	0.6	2.5	28.5	30.9					32.7	35.2				
37	1	7 / 0.43	18.2	0.6	2.5	33.0	35.8					37.4	40.2				
1	1.5	7 / 0.52	12.2	0.7	3.0	8.5		9.0		10.0		11.5		12.0		13.1	
2 **	1.5	7 / 0.52	12.2	0.7	3.0	10.0	13.6	14.3	15.4	17.8	17.9	13.0	17.0	17.7	18.9	21.5	21.7
3	1.5	7 / 0.52	12.2	0.7	3.0	13.4	14.6	15.2	16.4	19.0	19.1	16.7	18.0	18.7	19.9	22.7	22.8
4	1.5	7 / 0.52	12.2	0.7	3.0	14.9	16.1	16.7	18.1	21.1	21.2	18.3	19.7	20.3	21.9	24.8	24.9
5	1.5	7 / 0.52	12.2	0.7	3.0	16.4	17.8	18.5	19.8	23.3	23.4	19.9	21.5	22.3	23.6	27.3	27.4
6	1.5	7 / 0.52	12.2	0.7	3.0	18.1	19.4	20.4	21.9	25.5	25.6	21.8	23.2	24.2	25.7	29.4	29.5
7	1.5	7 / 0.52	12.2	0.7	3.0	18.1	19.4	20.4	21.9	25.5	25.6	21.8	23.2	24.2	25.7	29.4	29.5
8	1.5	7 / 0.52	12.2	0.7	3.0	20.5	22.0	23.1	24.8			24.2	25.9	27.1	28.8		
9	1.5	7 / 0.52	12.2	0.7	3.0	22.2	24.1	25.1	27.1			26.1	28.1	29.1	31.2		
12	1.5	7 / 0.52	12.2	0.7	3.0	24.2	26.2	27.4	29.5			28.1	30.3	31.5	33.7		
19	1.5	7 / 0.52	12.2	0.7	3.0	28.7	30.9	32.5	35.1			32.9	35.2	36.7	39.5		
24	1.5	7 / 0.52	12.2	0.7	3.0	33.8	36.6					38.3	41.1				
37	1.5	7 / 0.52	12.2	0.7	3.0	39.1	42.4					43.8	47.0				

\* The rated outer diameter of cables may vary by +/- 20 % depending on the options selected.

\*\* The two pairs with general electrical screen (EG) are twisted like a quad cable.













**omerin**  
division principale

Headquarters and division principale  
Zone industrielle - 63600 Ambert - France

Tel. +33 **(0)4 73 82 50 00**  
Fax +33 (0)4 73 82 50 10  
e-mail: [omerin@omerin.com](mailto:omerin@omerin.com)

**omerin**  
division silisol

division silisol  
B.P. 87 - 11, allée du Couchant Z.I. du Devey  
42010 Saint-Etienne Cedex 2 - France

Tel. +33 **(0)4 77 81 36 00**  
Fax +33 (0)4 77 81 37 00  
e-mail: [silisol@omerin.com](mailto:silisol@omerin.com)

**[www.omerin.com](http://www.omerin.com)**