



CLIMFLEX® EI-C13 / C19

Heat-insulated EPDM hose with textile braid

DN15 to 50



Air conditioning

Air conditioning units



► Composition:

- EPDM tube according to EN 681-1 type WB
- AISI 304 stainless steel braid
- Brass fittings (except nickel-plated elbow DN20 to 40)
- Stainless steel crimping bushings
- Thermal insulation Euroclass B S3D0 thickness 13 or 19 mm
- Optional cups

► Sealing:

- Flat gasket on flat seat (optional)
- Metal / Metal for spherical-tapered seat (for more information, see paragraph "Special features of spherical-tapered fittings")

► Standard lengths:

300, 500, 700, 1000 mm

► Application:

Hot and chilled water supply for "fan coil - heat pump - cassette" type terminal air conditioning units

► Technical data

Minimum temperature

-15°C

Maximum temperature

+90°C (peaks to +110°C)



DN	Nom. pressure (in bar)	Max. Pressure (in bar)
15, 20, 26	10	16
33, 40, 50	6	6



Glycol water flow rate up to 40% (for larger capacities, contact us)



Diameters excluding thermal insulation

15 x 22 mm (DN15)

20 x 28 mm (DN20)

26 x 35 mm (DN26)

33 x 43 mm (DN33)

40 x 50 mm (DN40)

50 x 63 mm (DN50)

CUSTOM OFFER

- Specific length: **150 mm to over 10,000 mm**
MOQ depending on the desired length
- Customisable fittings: diameter, material, etc.
- Customisable packaging: contact us

► Assembled hoses / References & Configurations

Reference 13 mm thermal insulation	Reference 19 mm thermal insulation		DN (mm)	Hose	Fitting 1 Thread	Fitting 2 Thread	Bending radius (mm)
EI15P2M2-C13	EI15P2M2-C19	IBB QUALITY FOR BUILDINGS	15		Female	Male	1/2"
EI15P4M4-C13	EI15P4M4-C19						3/4"
EI20P4M4-C13	EI20P4M4-C19	IBB QUALITY FOR BUILDINGS	20				3/4"
EI26P5M5-C13	EI26P5M5-C19						IBB QUALITY FOR BUILDINGS
EI33P6M6-C13	EI33P6M6-C19	-	33				
EI40P7M7-C13	EI40P7M7-C19	-	40				1"1/2
EI50P8M8-C13	EI50P8M8-C19	-	50				2"
EI15P2P2-C13	EI15P2P2-C19	IBB QUALITY FOR BUILDINGS	15		Female	Female	1/2"
EI15P4P4-C13	EI15P4P4-C19						3/4"
EI20P4P4-C13	EI20P4P4-C19	IBB QUALITY FOR BUILDINGS	20				3/4"
EI26P5P5-C13	EI26P5P5-C19						IBB QUALITY FOR BUILDINGS
EI33P6P6-C13	EI33P6P6-C19	-	33				
EI40P7P7-C13	EI40P7P7-C19	-	40				1"1/2
EI50P8P8-C13	EI50P8P8-C19	-	50				2"






IFT Groupe Omerin SAS
Zone Industrielle - F 63600 Ambert
Tel: +33 (0)4 73 82 32 33
ift@omerin.com

www.flexibles.com

The information provided on this data sheet is indicative and subject to change without notice. All hoses ordered must comply with IFT's installation recommendations, which can be viewed in its catalogue. IFT can under no circumstances be held liable for any incidents arising from inappropriate use, particularly in the case of installation not carried out in accordance with the rules of the trade and the standards in force. © Registered trademark of IFT. Drawings and photos are not contractually binding. Reproduction is prohibited without the prior consent of IFT.

► **Assembled hoses / References & Configurations**

Reference 13 mm thermal insulation	Reference 19 mm thermal insulation		DN (mm)	Hose	Fitting 1 Thread	Fitting 2 Thread	Bending radius (mm)
EI15P2C2-C13	EI15P2C2-C19		15		Female	Angled	1/2"
EI15P4C4-C13	EI15P4C4-C19						3/4"
EI20P4C4-C13	EI20P4C4-C19		20*				1"
EI26P5C5-C13	EI26P5C5-C19						1"1/4
EI33P6C6-C13	EI33P6C6-C19	-	33*				1"1/2
EI40P7C7-C13	EI40P7C7-C19	-	40*				1"1/2

* Female nickel-plated brass angled fitting

► **Assembled hoses / References & Configurations**

Reference 13 mm thermal insulation	Reference 19 mm thermal insulation		DN (mm)	Hose	Fitting 1 Thread	Fitting 2 Thread	Bending radius (mm)
EI15S2S2-C13	EI15S2S2-C19		15		Female spherical tapered	Female spherical tapered	1/2"
EI15S4S4-C13	EI15S4S4-C19						
EI20S4S4-C13	EI20S4S4-C19		20				
EI26S5S5-C13	EI26S5S5-C19						
EI33S6S6-C13	EI33S6S6-C19	-	33				

** Gasket integrated into fittings for DN15 hoses with 3/4" thread

+ **KEY BENEFITS**

- OPTIMUM seal
- EASY to connect



IFT Groupe Omerin SAS
Zone Industrielle - F 63600 Ambert
Tel: +33 (0)4 73 82 32 33
ift@omerin.com

www.flexibles.com

The information provided on this data sheet is indicative and subject to change without notice. All hoses ordered must comply with IFT's installation recommendations, which can be viewed in its catalogue. IFT can under no circumstances be held liable for any incidents arising from inappropriate use, particularly in the case of installation not carried out in accordance with the rules of the trade and the standards in force. © Registered trademark of IFT. Drawings and photos are not contractually binding. Reproduction is prohibited without the prior consent of IFT.